

TM11-66625-2441-45-2

TECHNICAL MANUAL

GENERAL SUPPORT AND DEPOT MAINTENANCE MANUAL

**TEST SET, NAVIGATIONAL COMPUTER-CONTROL
INDICATOR AN/ASN-386**

(FSN 6225-405-3228)

**HEADQUARTERS, DEPARTMENT OF THE ARMY
FEBRUARY 1972**

TECHNICAL MANUAL }
 No. 11-6625-2441-45-2 }

HEADQUARTERS
 DEPARTMENT OF THE ARMY
 WASHINGTON, D.C., 24 February 1972

General Support and Depot Maintenance Manual

TEST SET, NAVIGATIONAL COMPUTER-CONTROL
 INDICATOR AN/ASM-386
 (FSN 6625-404-3280)

NOTE

This volume contains section I through II A(5) of appendix C. Sections I B(5) through V of appendix C are contained in TM 11-6625-2441-45-3. Chapters 1 through 5, appendixes A and B, are contained in TM 11-6625-2441-45-1.

	Paragraph	Page
APPENDIX C. WIRE LISTS		
SECTION I. Introduction		
General	C - 1	
Wire list column headings and entries	C - 2	
Sample wire list entry	C - 3	
Special instruction notes	C - 4	
II A(1). Logic control unit wire list		5
II B(1). Logic control unit circuit list		156
II A(2). Logic control unit card cage No. 1 wire list		248
II B(2). Logic control unit card cage No. 1 circuit list		388
II A(3). Logic control unit card cage No. 2 wire list		474
II B(3). Logic control unit card cage No. 2 circuit list		613
II A(4). Logic control unit card cage No. 3 wire list		701
II B(4). Logic control unit card cage No. 3 circuit list		839
II A(5). Logic control unit card cage No. 4 wire list		931

APPENDIX C

WIRE LISTS

Section I. INTRODUCTION

C-1. General

This appendix contains wire lists and circuit lists for the LCU, LCU front panel, LCU test panel number 1, and four LCU card cages in section II; the SCU and three SCU card cages in section III; and the self-test adapter in section IV. The power supply wire list is in section V. This section contains a list of column headings used in the wire and circuit lists with an explanation of entries and definitions of symbols used. Special instruction notes that are not referenced in the lists are included in paragraph C-4. Reference designations are prefixed in the lists as follows:

List	Prefix
LCU	1A1
LCU front panel	1A1A5
LCU test panel number 1	1A1A6
SCU	2A1
Self-test adapter	3A4
Power supply	2A1PS:

Reference designations in card cage lists are abbreviated. For the complete reference designation, A1A must be inserted between the first and second digits of the abbreviated reference designations: e.g., the complete reference designation for 11XA21 is 1A1A1XA21, and so forth.

C-2. Wire List Column Headings and Entries

Column headings and entry explanations and symbol definitions are listed below.

Column heading	Entry
Component	Partial reference designation of component to which the wire is attached.
Pin	Specific pin, lug, terminal, etc., as marked on the component to which the wire is attached. A period preceding a letter, e.g., A, signifies that the letter is a lower case letter on the component.
From	Partial reference designation of component and associated pin, terminal, or lug number of point of origin. A period preceding a letter, e.g., A, signifies that the letter is a lower case letter on the component.
To	Partial reference designation of component and associated pin, terminal, or lug number of point of termination. The symbol PT preceding an entry in this column indicates the pigtail to the shield of that entry. An asterisk in this column indicates that the entry in the Remarks column is a continuation of the line above.
Signal	Code that defines one continuous circuit. An asterisk following the entry indicates that the signal is a complement of the basic signal.
Seg	Segment of circuit listed in Signal column. When a circuit is made up of more than one wire segment, this column is used to specify the segment of wire attached to component and pin specified.
Cage	Wire size per American Wire Gauge (AWG). If this column is blank, refer to paragraph C-4 for wire size. PW in this column indicates the circuit is prewired and wire size is unknown.
Type	Abbreviations or symbols defining wire; definitions are as follows: B Solid bus wire; bare, insulated, or sleeved J Jumper wire, stranded insulated wire with a 3-inch maximum length


Column Heading

Entry

- SL** Shield lead wire; wire connecting shield to a termination point
- S1** Shielded single conductor
- S2** Shielded two-conductor group
- S3** Shielded three-conductor group
- T2** Twisted two-conductor group
- T3** Twisted three-conductor group
- T4** Twisted four-conductor group

Color

Three-digit insulation color code. Colors are coded to a number as shown below for any digit position in the code. Each digit position represents the insulation color as follows:



Color	Number
Black	0
Brown	1
Red	2
Orange	3
Yellow	4
Green	5
Blue	6
Violet	7
Gray	8
White	9

NAT indicates that wire color is natural. B after color code indicates solid insulated bus wire.

If this column is blank, refer to paragraph C-4 for color.

Group

Symbol defining groups of wires and identifying each member of group as follows:

- SG** Shielded group; the two- or three-digit number that follows is used to identify each member of the group. Pin tie points for the other members of the group (quantity specified in Type column) are indicated by the same symbol listed elsewhere in this column. Pin tie points may be on the same component or on another component.
- TG** Twisted group; the two- or three-digit number that follows is used to identify each member of the group. Pin tie points for the other members of the group are indicated in the same manner as for shielded groups.

An asterisk in this column indicates that Group information for this entry is in the Remarks column.

Route

- §-FLT** Indicates that shield is floating at termination listed in Pin column.
- §-(No.)** Indicates that the shield of the listed wire is tied to the terminal indicated by the number shown.
- *** Indicates that route information for this entry is in the Remarks column.

Remarks

General wire list information. Items and symbols included are as follows:
 (voltage) Dc voltage levels are included for reference only
 (ground) Grounds are shown for reference only
AIRLINE Indicates that the wire routing from the listed

Column heading

Column heading	Entry
CHAS GRD	Indicates chassis ground
CON. SWELL	Indicates that wire is tied to connector mounting hardware
KEY	Indicates keyway on connector
PWR GRD	Indicates power ground
RESERVE TP	Indicates reserve test point
RSV RIBBON	Indicates 30-conductor flat cable
SCU CHASS	Indicates SCU chassis
SH GRD	Indicates shield ground
SIG COMMON	Indicates signal common
SPARE	Indicates a usable spare terminal
SPARE WIRE	Indicates a wire not used in this configuration
•	Indicates that a shielded termination of a multiple conductor group has been called out in a previous line.
3-(No.)	Indicates that the shield of the listed wire is tied to the terminal indicated by the number shown
3-FLT	Indicates that shield is floating at termination listed in Pin Column
3-SH-(No.)	Indicates shield of wire or specified pin is tied to the shield of another wire(s) as indicated by the associated number or numbers if more than one listed
3-(No.), SH-(No)	Indicates that shield of wire on specified pin is tied to another pin (No.) and to the shield of another wire (No.).

Note

Numerical reference to a note with specific instructions for that entry.

Numbers with associated instructions are as follows:

- 1—Terminate this wire with an MS25036-106 terminal lug before making connection to the pin
- 2—This wire is a member of a ribbon and has no destination. Connect to the pin and terminate by tying back and insulating
- 3—Terminate this wire with an MS25036-149 terminal lug before making connection to the pin
- 4—Terminate this wire with an MS25036-153 terminal lug before making connection to the pin
- 5—Terminate this wire with an MS25036-102 terminal lug before making connection to the pin
- 6—Terminate this wire with an MS25036-101 terminal lug before making connection to the pin
- 7—Shields (#048) at B2-1 terminate at W5. Shielded wires carrying 115 Vac or 26 Vac are run separately, outside of main cables. Insulated sleeving shall be used
- 8—Shields (#044) at CB1-1, -2, and -3 are tied together. Shielded wires carrying 115 Vac or 26 Vac are run separately, outside of main cables. Insulated sleeving shall be used
- 9—Shields (#009) at CB2-1 and -2 tie together
- 10—Shields (#041) at CB3-1 and -2 tie together
- 11—Shields (#047) at E1 and E4 (B1) tie together and terminate at W4A. Shielded wires carrying 115 Vac or 26 Vac are run separately, outside of main cables. Insulated sleeving shall be used

Column heading

Entry

- 12—Shields (3040) at F12-1, -2, -3, and -4 tie together and terminate at W4B
- 13—Shields (3042) at HY01-HY-02 tie together and terminate at W4A. Shielded wires carrying 115 Vac or 26 Vac are run separately, outside of main cables. Insulated sleeving shall be used
- 14—Shields (3036) J5-A and -B tie together and terminate at W4B
- 15—Shields (3046) at J5-D, J10-A, J9-F, and J9-J tie together and terminate at W4B. Shielded wires carrying 115 Vac or 26 Vac are run separately, outside of main cables. Insulated sleeving shall be used
- 16—Wire is twisted as far as possible with its twist mate and terminated by tying back and insulating
- 17—Shields (3049) at S3, P6-214, S1B-011, and J7-366 terminate at W4A
- 18—Shields (3037) at J9-A, J9-C, and J9-N tie together and terminate at W4B
- 19—Shields (3034) at J9-D, J9-R, and J9-W tie together and terminate at W4B
- 20—Shields (3030) at P006 tie together and terminate at P006-161
- 21—Shields (3042) at P7-F and P7-V tie together and terminate at W4A. Shielded wires carrying 115 Vac or 26 Vac are run separately, outside of main cables. Insulated sleeving shall be used
- 22—Shields (3035) at TB1-7A and -7B through TB1-11A and -11B tie together
- 23—Shields (3038) at TB1-12A and -12B through TB1-14A and -14B tie together
- 24—Shields (3045) at T1-5 tie together and terminate at W5. Shielded wires carrying 115 Vac or 26 Vac are run separately, outside of main cables. Insulated sleeving shall be used
- 25—Wire from 23J002-034 to 23XA22-039, and from 23XA22-039 to 23XA07-039 twists with wire between 23J002-035 and 23XA07-001
- 26—Wire from 23J002-036 to 23XA22-058 and from 23XA22-058 to 23XA10-001 twists with wire between 23J002-037 and 23XA10-001
- 27—Wire from 23J002-038 to 23XA22-067 and from 23XA22-067 to 23XA07-014 twists with wire between 23J002-072 and 23XA07-001
- 28—All wires shall be routed directly to terminations

C-3. Sample Wire List Entry.

This sample wire list entry is from section IIA(1), lines 1 and 2, for blower 1 (B001).

Component B001- Blower 1

From	To	Signal	Size	Color	Type	Shield	Remarks	Note
501	J3-D	PEN115	A	26	22	00	2-W4A, 22-01-1	

- 1 (Blank)—Indicates that column is not applicable for this listing.
- 2 Wire attached to blower 1 (B001), pin 501.
- 3 Wire ties to connector J3, pin D (line 2)—asterisk signifies that entry in Remarks is a continuation from line above.
- 4 Signal name is PEN115.
- 5 (Line 1)—Circuit leg A. (Line 2)—Circuit leg B.
- 6 Wire is 26 AWG.
- 7 Wire is part of a two-conductor shielded pair.
- 8 Wire is all blank.
- 9 Wire is a member of a shielded group, with 002 identifying each member of group.
- 10 (Blank)—Indicates that column is not applicable for this listing.
- 11 Shield of wire on pin ties to component W4A and to shield of wire on blower B2, pin 1.
- 12 (Blank)—Indicates that column is not applicable for this listing.

C--4. Special Introduction Notes

Unless otherwise specified in the wire or circuit list applicable column, wire gage and colors are as follows:

a. LCU wire and circuit lists are 26 AWG white (900) wire.

b. LCU card gage wire and circuit lists are 30 AWG red (222) wire between the XA connectors.

c. LCU card gage wire and circuit lists are 28 AWG red (222) wire between the XA connectors and J connectors.

d. LCU front panel wire and circuit lists are 22 AWG white (900) wire.

e. LCU test panel no. 1 wire and circuit lists are 22 AWG white (900) wire.

f. SCU wire and circuit lists are 26 AWG white (900) wire.

g. SCU card gage wire and circuit lists are 30 AWG red (222) wire between the XA connectors.

h. SCU card gage wire and circuit lists are 28 AWG red (222) wire between the XA connectors and J connectors.

i. Self-test adapter wire and circuit lists are 26 AWG white (900) wire.

j. Power supply wire list is 20 AWG white (900) wire.

k. Power supply wire list is 20 AWG (000) for shield jumper wires and shield lead wires.

(Next printed page number is 5)

SECTION II A(1). LOGIC CONTROL UNIT WIRE LIST

COMPONENT		TRAY POWER +5VDC								
FROM	PIN	TO	SIGNAL	SEC	COLOR	GROUP	ROUTE	REMARKS	NOTE	
	---	W03 -001	P2P005	A						
	---	W03 -002	P2P005	C						
A1W1-		TRAY GROUND TERMINAL								
	---	W02 -001	P2G002	A						
	---	W02 -002	P2G002	F						
A2E1-		TRAY POWER +5VDC								
	---	W03 -003	P2P005	C						
	---	W03 -004	P2P005	E						
A2W1-		TRAY GROUND TERMINAL								
	---	W02 -003	P2G002	I						
	---	W02 -00	P2G002	L						

SECTION II A(1).

LOGIC CONTROL UNIT WIRE LIST

COMPONENT		A3E1-		TRAY POWER +5VDC						
FROM	VIN	TO	SIGNAL	REL	RELAY	GROUP	ROUTE	REMARKS	NOTE	
	---	W03 -005	P2P005	F						
	---	W03 -006	P2P005	G						

A3W1- TRAY GROUND TERMINAL

---	W02 -005	P2G002	P	16
---	W02 -006	P2G002	U	16

A4E1- TRAY POWER +5VDC

---	W03 -007	P2P005	F	16
---	W03 -008	P2P005	J	16

A4W1- TRAY GROUND TERMINAL

---	W02 -007	P2G002	X	16
---	W02 -008	P2G002	AD	16

SECTION II A(1).

LOGIC CONTROL UNIT WIRE LIST

COMPONENT 0001-		BLOWER 1								
	PIN	TO	SIGNAL	NO.	TERMINAL	GROUP	ROUTE	REMARKS	NOTE	
001	J003-	D	PZN115	A	20S2000	S6002		S-W4A,		
001	*		PZN115	E				SH-B2-1		
001	E001----		PZN115	D	20T2	T6006				
002	J003-	E	PZB1150	A	20S2	S6002		*		
003	E003----		PZB115Y	A	20T2000	T6006				
004										
0002-		BLOWER 2								
001	J003-	C	PZN115	C	20S2000	S6003		S-SH-B1-1		
001	E002----		PZN115	F	20T2	T6007				
002	J003-	E	PZB1150	C	20S2	S6003		*		
003	E004----		PZB115Z	A	20T2000	T6007				
004										

SECTION II A(1).

LOGIC CONTROL UNIT WIRE LIST

COMPONENT		TERMINAL								
FROM	DIN	TO	SIGNAL	SEC	COLOR	GROUP	ROUTE	REMARKS	NOTE	
E001-										
EC01-001	---		P2N115	C	20T2	TG006				
E002-										
EC02-001	---		P2N115	E	20T2	TG007				
E003-										
EC01-003	--		P2B115Y	A	20T2000	TG006				
E004-										
EC02-003	---		P2B115Z	A	20T2000	TG007				

COMPONENT	E006-		TERMINAL						
	DIN	TO	SIGNAL	SEC	COLOR	GROUP	ROUTE	REMARKS	NOTE
	---	S001- NC	SKA018*	A					
	---	P006-C01	SKA018*	B					
	E007-		TERMINAL						
	---	S001- C	GR0316	A					
	---	P006-C02	GR0316	B					
	E008-		TERMINAL						
	---	J112-114	SKA008	A					
	---	S001- NC	SKA008	B				PANEL OUT	
	E009-		TERMINAL						
	---	W04C----	P2P4R78	N					
	E010-		TERMINAL						
	---	W04B----	P2G0048	N					

SECTION II A(1). LOGIC CONTROL UNIT WIRE LIST

COMPONENT J001-		CONNECTOR								
FROM	PIN	TO	SIGNAL	REQ	POLAR	GROUP	ROUTE	REMARKS	NOTE	
	A	P001-020	GPA001	22						
	B	P001-021	GPA002	22						
	C	P001-022	GPA003	22						
	D	P001-023	GPA004	22						
	E	P001-024	GPA005	22						
	F	P001-025	GPA006	22						
	G									
	H									
	J	P001-028	GPR1410	A	22					
	K	P001-029	GPR2410	B	22					
	L	P001-030	GPR041	B	22					
	M	P001-031	GPA111	A	22					
	N	P001-032	GPT2524	22						
	P	P001-033	GPA019	B	22					
	R	P001-026	GPA007	22						
	S	P001-027	GPA008	A	22					
	T									
	U	P001-037	UPA000	22						
	V	P001-038	CRD129	22						
	W									
	X									

SECTION II A(1).

LOGIC CONTROL UNIT WIRE LIST

COMPONENT J002-		CONNECTOR							
FROM	PIN	TO	SIGNAL	DEG	COLOR	GROUP	ROUTE	REMARKS	NOTE
	001	T81A-C02	PZRO2E1	E	22				
	002								
	003								
	004	J113-C22	PZPO2EJ	B	22				
	005								
	006	W02 -010	PZG002	EE	22				
	007								
	008	T81B-C01	PZPO05	F	22				
	009	J005-015	PZG006		24				
	010	P006-074	GUX300*					111	
	011	P006-076	GUX302*					333	
	012								
	013	J005-C73	GLC903		24T2			T6009	
	014	J005-C72	GLC903*		24T2000			T6009	
	015	J005-C88	GTC902*		24T2000			T6011	
	016	J113-C23	PZPO2EJ	B	22				
	017	P305-C01	GTC900*		22T2000			T6019	
	018	T81A-C02	PZRO2E1	C	22				
	019	J005-C68	GLC904*		24T2000			T6008	
	020								
	021	P006-C00	GUX305*					777	
	022	W02 -C10	PZG002	FF	22				
	023	W02 -C11	PZG002	HP	22				
	024								
	025								
	025	P006-C84	AKA210*					111	
	026	P006-C73	GUX304*					000	
	027	J005-009	PZPO12		24				

SECTION II A(1).

LOGIC CONTROL UNIT WIRE LIST

COMPONENT FROM	J002- PIN	CONNECTOR				COLOR	GROUP	ROUTE	REMARKS	NOTE
		ID	SIGNAL	SEC	W					
	028	P006-075	GLX301*			222				
	029	P006-077	GLX303*			444				
	030	6-667	XVR335*			000				
	031	J005-009	GTC902			24T2		TC011		
	032	P005-002	GTC900			22T2		TC019		
	033	J005-006	GTC901*			24T2000		TC010		
	034	J005-069	GUC904			24T2		TS000		
	035	P006-079	GLX306*			666				
	036	W02-011	PZG002			11 22				
	037	W04A----	PZ2003			A 22				
	038	P006-072	GLX308*			999				
	039									
	040	P006-078	GLX309*			555				
	041	J005-007	GTC901			24T2		TC010		
	042	P006-081	GLX307*			888				

COMPONENT		J003-		CONNECTOR						
FROM	DIN	TO	SIGNAL	SEC	COLOR	GROUP	ROUTE	REMARKS	NOTE	
	A	T818-002	PZR/281	A	16					
	B	T818-003	PZP0281	A	16					
	C	W04A----	PZ2003	B	16			SCU CHASS		
BC01-001	D		PZN115	A	20S2000	SG002		S-W4A, SH-D		
BC01-001	D		PZN115	C	20S2000	SG003		S-SH-D		
BC01-002	E		PZ81158	A	20S2	SG002		*		
BC02-002	E		PZ81158	C	20S2	SG003		*		
	F	W04B----	PZG004B	A	16					
	G	W04B----	PZG004B	B	16					
	H	W02 -C08	PZG002	Z	16					
	J	W02 -009	PZG002	DC	16					
	K	W02 -010	PZG002	GC	16					
	L	W02 -011	PZG002	JJ	16					
	M	W02 -012	PZG002	HN	16					
	N	W03 -008	PZP005	K	16					
	P	W03 -005	PZP005	L	16					
	R	W03 -010	PZP005	P	16					
	S	W03 -011	PZP005	N	16					
	T	W03 -012	PZP005	P	16					
	U	W04C----	PZP4R78	A	16					
	V	W04C----	PZP4R78	B	16					
	W	T818-004	PZD001	P	16					
	X	T818-005	PZP028A	A	16					

SECTION II A(1). LOGIC CONTROL UNIT WIRE LIST

COMPONENT 5004-		CONNECTOR		SIGNAL	SEC	COLOR	GROUP	ROUTE	REMARKS	NOTE
FROM	PIN	TO								
	001	P006-146	CPF203*			000				
	002	P006-147	IPV191*			111				
	003	P003-042	IYR726*			666				
	004	P003-043	IYR727*			555				
	005	P005-C12	XKSG00*	C	24T2		TG004			
	006	P005-013	GND32*	C	24T2000		TG004			
	007	P001-138	APF351*			000				
	008	P001-137	IPV154			111				
	009	P001-136	GPR091*	A		222				
	010	P003-055	ITB214*			000				
	011	P003-C19	AVN013*	A		111				
	012	P003-C18	GAC103*	B		222				
	013	P003-017	IYR761*			333				
	014	P003-016	AVS021*	A		444				
	015	P003-015	XAX154	B		555				
	016	P003-C14	XAX153	B		666				
	017	P003-C13	XAX152	B		777				
	018	P003-C12	XAX151	B		888				
	019	P003-C11	XAX150	B		999				
	020	P003-C10	XAX149	P		000				
	021	P003-C09	XAX148	B		111				
	022	P003-C08	XAX147	P		222				
	023	P003-C07	XAX146	B		333				
	024	P003-C06	XAX145	B		444				
	025	P003-C05	XAX144	B		555				
	026	P003-C04	XAX143	B		666				
	027	P003-C03	XAX142	C		777				
	028	P003-C02	XAX141	C						

SECTION II A(1).

LOGIC CONTROL UNIT WIRE LIST

COMPONENT	J304-		CONNECTOR						
	PIN	TO	SIGNAL	SEC	COLOR	GROUP	ROUTE	REMARKS	NOTE
	029	P003-001	XAX140	C	999				
	030	P003-009	XAX139	C	000				
	031	P003-008	XAX138	C	111				
	032	P003-007	XAX137	C	222				
	033	P003-006	XAX136	C	333				
	034	P003-054	XAX135	C	444				
	035	P003-053	XAX134	E	555				
	036	P003-052	XAX133	E	666				
	037	P003-051	XAX132	E	777				
	038	P003-050	XAX131	E	888				
	039	P003-049	XAX130	E	999				
	040	P003-048	XAX129	E	000				
	041	P003-047	XAX128	E	111				
	042	P003-046	XAX127	E	222				
	043	P006-139	IAR0290		000				
	044	P006-140	INV9910		111				
	045	P006-141	ANV1610	P	222				
	046	P006-142	INC0320		333				
	047	P006-174	IRA1110		444				
	048	P006-175	GVR5500		555				
	049	P006-175	GVR5510		666				
	050	P006-177	AVR0240		777				
	051	P006-178	INV5520		888				
	052	P006-179	IVR319		999				
	053	P006-180	IAS1320		000				
	054	P006-181	AA71410		111				
	055	P006-182	XAX126		222				
		P006-183	XAX125		333				

SECTION II A(1). LOGIC CONTROL UNIT WIRE LIST

COMPONENT J004-		CONNECTOR							
FROM	DIN	TO	SIGNAL	SEC	COLOR	GROUP	ROUTE	REMARKS	NOTE
	057	P006-104	XAX124		444				
	058	P006-105	XAX123		555				
	059	P007-15C	IAC330°	3	000				
	060	P007-226	IAR121°		111				
	061	P007-227	IAR039°		222				
	062	J009-022	QUB000	24					
	063	P001-135	AAA028°	P	333				
	064	P001-134	AAA026°	E	444				
	065	P001-133	AAA027°	B	555				
	066	P001-132	AAA025°	E	666				
	067	P001-102	AAA024°	E	777				
	068	P001-101	AAI500°		888				
	069	P001-100	APT733°		999				
	070	P001-099	HBC061	A	000				
	071	P003-045	GAA021°		333				
	072	P001-097	IP0340°		222				
	073	P005-017	GVR005°						
	074	P001-095	IBC201°		444				
	075	P001-094	IBC202°		555				
	076	P001-093	ABC203°		666				
	077	P001-092	ABC204°		777				
	078	P001-091	IBC205°		888				
	079	P001-090	IP0206°		999				
	080	P001-172	IBC207°		000				
	081	P001-171	IBC208°		111				
	082	P001-170	CFC219°		222				
	083	P001-169	IPF541		333				
	084	P006-152	NTK012°	1	6				

SECTION II A(1).

LOGIC CONTROL UNIT WIRE LIST

COMPONENT J004-		CONNECTOR							
FROM	PIN	TO	SIGNAL	REQ	COLOR	GROUP	ROUTE	REMARKS	NOTE
	085	P001-167	APJ052*						999
	086	P001-166	IPJ142*						666
	087	P001-165	IPJ161*						777
	088	P001-164	CPJ127*						888
	089	P001-163	IEC333*						999
	090	P001-162	IEC354*						888
	091	P006-151	AVR081*						
	092	P003-344	IRD033*	A					444
	093	P006-186	GVR121	E					666
	094	P006-187	AVK221	E					777
	095	P006-188	CVL021	E					888
	096	P006-189	CVL121	E					999
	097	P006-167	AAG003*						888
	098	P006-106	IPJ056*						111
	099	P005-010	GNT000*	A	24T2				T6005
	100	P005-011	GRO320	D	24T2000				T6005

SECTION II A(1). LOGIC CONTROL UNIT WIRE LIST

COMPONENT J005-		CONNECTOR		SIGNAL	REQ	COLOR	GROUP	ROUTE	REMARKS	NOTE
FROM	TO	TO								
	001	P006-150	KVX001°	C						
	002	P006-149	IN0135°							
	003	J006-C21	X10005°	B	24					
	004	J113-055	PZP4R7A		24					
	005	P004-076	WZX001°		24					
	006	P001-160	GPC013°		24					
	007	P006-145	IVX502°						999	
	008	P006-144	IVX004°						888	
J002-027	009		PZP012		24					
	010	J113-C17	PZP02FJ	C	24					
	011	T610-001	PZP005	S	22					
	012	J113-021	XTD005°	A	24					
	013	P004-077	PZP015		24					
	014	J113-C29	PZG003		24					
J002-009	015		PZM006		24					
	016	P006-109	IPJ192°						222	
	017	P006-110	IPJ135°						333	
	018	P006-111	AE1030°						444	
	019	P006-112	AEC317°						555	
	020	P006-113	IEC355°						666	
	021	P006-143	AEC310°						777	
	022	P007-220	CUX101						333	
	023	P007-229	CUX102						444	
	024	P007-230	CUX103						555	
	025	P007-231	CUX104						666	
	026	P007-232	CUX105						777	
	027	P007-233	CUX106						888	
	028	P007-234	CUX107						999	

SECTION II A(1). LOGIC CONTROL UNIT WIRE LIST

COMPONENT		CONNECTOR							
FROM	DIN	TO	SIGNAL	WIRE	COLOR	GROUP	ROUTE	REMARKS	NOTE
	029	P007-235	CUR108		000				
	030	P007-236	CUR109		111				
	031	P007-237	CUR110		222				
	032	P007-238	CUR111		333				
	033	P007-239	CUR112		444				
	034	P007-240	CUR113		555				
	035	P007-241	CUR114		666				
	036	P007-242	CUR115		777				
	037	P007-243	CUR116		888				
	038	P007-244	CUR117		999				
	039	P007-156	CUR118		000				
	040	P007-157	CUR119		111				
	041	P007-158	CUR120		222				
	042	P007-159	CUR121		333				
	043	P007-191	CUR122		444				
	044	P007-192	CUR123		555				
	045	P007-193	CUR124		666				
	046	P007-194	CUR125		777				
	047	P007-195	CUR126		888				
	048	P007-196	CUR127		999				
	049	P007-197	CUR128		000				
	050	P007-198	IUA131		111				
	051	P007-199	IUA132		222				
	052	P007-200	IUA133		333				
	053	P007-201	IUA134		444				
	054	P007-202	IUA135		555				
	055	P007-203	IUA136		666				
	056	P007-204	IUA137		777				

SECTION II A (1). LOGIC CONTROL UNIT WIRE LIST

COMPONENT		JUNCTION		CORRECTION		SIGNAL	REQ	POLAR	GROUP	ROUTE	REMARKS	NOTE
FROM	PIN	TO										
	057	P007-205	IUA138		030							
	058	P007-206	IUA139		999							
	059	P008-014	IUA140		24							
	060	J011-025	GVV105		24							
	061	J009-005	GVV205		24							
	062	J011-001	GVV130		24							
	063	J009-002	GVV230		24							
	064	J009-003	GVV112		24							
	065	J009-004	GVV106		24							
	066	J007-009	GVV212		24							
	067	J007-053	GVV206		24							
J002-019	068		GUC904*		24T2000							
J002-074	069		GUC904		24T2							
	070											
	071											
J002-014	072		GUC903*		24T2000							
J002-013	073		GUC903		24T2							
	074	P001-101	I0R441*		111							
	075	P005-005	ANA12?		24T2							
	076	P005-006	GK3325	C	24T2000							
	077	P006-140	GPE123*	B	222							
	078	J011-037	GUA900		24							
	079	P005-016	YHX000*	C	24							
	080	J004-015	GUC902*		24T2000							
	081	J004-031	GUC902		24T2							
	082	P005-007	AKA353		24T2							
	083	P005-000	GRO324	A	24T2000							
	084	J006-033	GUC901*		24T2000				T0013			

SECTION II A (1) . LOGIC CONTROL UNIT WIRE LIST

COMPONENT J005-		CONN:TCR							
FROM	DIN	TO	SIGNAL	REQ	COLOR	GROUP	ROUTE	REMARKS	NOTE
	085	J006-041	GUC901		24T2	T6013			
J002-033	086		GTC901*		24T2000	T6010			
J002-041	087		GTC901		24T2	T6010			
J002-015	088		GTC902*		24T2000	T6011			
J002-031	089		GTC902		24T2	T6011			
	090	J006-014	GTC903*		24T2000	T6014			
	091	J006-013	GTC903		24T2	T6014			
	092	J006-019	GTC904*		24T2000	T6015			
	093	J006-C34	GTC904		24T2	T6015			
	094	P002-015	AAD004*		24				
	095	P006-016	AFC311*		24				
	096	J006-C07	GUC006*		24				
	097	J009-074	GUC030		24				
	098	J010-040	GTC010*		24				
	099	J009-020	GTC011*		24				
	100	J009-C21	GTC012*		24				

SECTION II A(1). LOGIC CONTROL UNIT WIRE LIST

COMPONENT J005-		CONNECTOR							
FROM	PIN	TO	SIGNAL	SEC	TERMINAL	GROUP	ROUTE	REMARKS	NOTE
	001	P000-156	GUB024						000
	002	P000-157	GUB025						111
	003	P000-158	GUB026						222
	004	P000-123	GUB027						000
	005	P000-124	GUB028						111
	006	W02 -004	PZ0002	#					22
J005-096	007		GUB004*						24
	008								
	009								
	010	P003-204	XTB003*						999
	011	P003-204	XTB002*						777
	012								
J005-091	013		GTC903		2472				T0014
J005-090	014		GTC903*		2472000				T0014
J005-088	015		GUC902*		2472000				T0017
	016	P003-198	XTN135*						111
	017	P003-039	GUC900*		2272000				T0020
	018	P003-197	XTN136*						000
J005-092	019		GTC904*		2472000				T0015
	020	P003-196	XTB011*						999
J005-903	021		XTB005*	B					24
	022	W02 -004	PZ0002	H					22
	023	W02 -005	PZ0002	C					22
	024								
	025								
	026	W02 -001	PZ0002	C					22
	027								
	028	P003-205	XTB004*						000

COMPONENT J006-		CONNECTOR							
FROM	DIN	TO	SIGNAL	SEC	POLAR	GROUP	ROUTE	REMARKS	NOTE
	029	P003-203	XTD001*						666
	030	W02 -C05	P76002	R					22
J005-081	031		GUC902				2472		T6012
	032	P024-040	GUC900				2272		T6020
J005-084	033		GUC901*				2472000		T6013
J005-093	034		GTC904				2472		T6015
	035	P003-201	XTD006*						444
	036	W02 -006	P76002	S					22
	037	W04A----	P22003	C					22
	038	P003-190	XTD008*						222
	039	P003-195	XTD010*						888
	040	P003-202	XTD009*						955
J005-085	041		GUC901				2472		T6013
	042	P003-200	XTD007*						333

SECTION II A(1).

LOGIC CONTROL UNIT WIRE LIST

COMPONENT		CONNECTOR							
FROM	J007- PIN	TO	SIGNAL	SEQ.	COLOR	GROUP	ROUTE	REMARKS	NOTE
	001	P003-244	CTB055*						999
	002	P003-243	CTB056*						000
	003	P003-242	CTB057*						777
	004	P003-241	CTB058*						666
	005	P003-240	CTB059*						555
	006	P003-239	CTB060*						444
	007	P003-238	CTB061*						333
	008	P003-237	CTB062*						222
J005-066	009		GUV212	24					
	010								
	011	P008-C51	GUM025						000
	012	P008-C91	GUM026						111
	013	P008-C92	GUM027						222
	014	P008-C93	GUM028						333
	015	P008-C94	GUM029						444
	016	P008-C95	GUM030						555
	017	P008-C96	GUM031						666
	018	P008-C97	GUM032						777
	019								
	020	P003-236	CTB063*						111
	021	P003-235	CTB064*						000
	022	P003-234	CTB065*						999
	023	P003-233	CTB066*						888
	024	P003-232	CTB067*						777
	025	P003-231	CTB068*						666
	026	W02-C02	P26002	6 22					
	027	P008-C54	GUM033						000
	028	P008-C57	GUM034						111

SECTION II A(1). LOGIC CONTROL UNIT WIRE LIST

COMPONENT FROM	J007-		CONNECTOR							
	PIN	TJ	SIGNAL	SEC	Y	COLOR	GROUP	ROUTE	REMARKS	NOTE
	029	P008-C56	CUW035			222				
	030	P008-C59	CUW036			333				
	031	P008-060	CUW037			444				
	032	P008-061	CUW038			555				
	033	W02 -C07	PZC002	H	22					
	034	W02 -C03	PZC002	J	22					
	035									
	036									
	037									
	038									
	039									
	040									
	041	W02 -C03	PZC002	K	22					
	042	P008-C20	CUW040*			200				
	043	P008-C21	CUW041			111				
	044	P008-C22	CUW042*			222				
	045	P008-C23	CUW043*			333				
	046	P008-C24	CUW044			444				
	047	P008-C25	CUW045			555				
	048	P008-C26	CUW046			666				
	049									
	050									
	051									
	052									
J009-067	053		CUW206			24				
	054									
	055									
	056									

SECTION II A(1). LOGIC CONTROL UNIT WIRE LIST

COMPONENT J007-		CONNECTOR								
FROM	PIN	TO	SIGNAL	SEC	W	COLOR	GROUP	ROUTE	REMARKS	NOTE
	057	P004-C62	GUMC47*			666				
	058	P003-230	GUU014*			555				
	059									
	060									
	061									
	062								NOT USED	
	063								NOT USED	
	064								NOT USED	
	065								NOT USED	

SECTION II A(1). LOGIC CONTROL UNIT WIRE LIST

COMPONENT J000-		CONNECTOR							
FROM	PIN	TO	SIGNAL	SEC	COLOR	GROUP	ROUTE	REMARKS	NOTE
	001	P007-123	CUD031*		000				
	002	P007-124	CUD032*		111				
	003	P007-125	CUD033*		222				
	004	P007-126	CUD034*		333				
	005	P007-127	CUD035*		444				
	006	P007-128	CUD036*		555				
	007	P007-129	CUD037*		666				
	008	P007-160	CUD038*		777				
	009	P007-161	CUD039*		888				
	010	P007-162	CUD040*		999				
	011	P007-163	CUD041*		000				
	012	P007-164	CUD042*		111				
	013	P007-165	CUD043*		222				
	014	P007-166	CUD044*		333				
	015	P007-167	CUD045*		444				
	016	P007-168	CUD046*		555				
	017	P007-169	CUD047*		666				
	018	P007-170	CUD048*		777				
	019	P007-171	CUD049*		888				
	020	P007-172	CUD050*		999				
	021	P007-C90	CUD051*		000				
	022	P007-C91	CUD052*		111				
	023	P007-C92	CUD053*		222				
	024	P007-C93	CUD054*		333				
	025	P007-C94	CUD055*		444				
	026	P007-C95	CUD056*		555				
	027	P007-C96	CUD057*		666				
	028	P007-C97	CUD058*		777				

SECTION II A(1). LOGIC CONTROL UNIT WIRE LIST

COMPONENT JOBB-		CONNECTOR							
FROM	DIN	TO	SIGNAL	SEC	COLOR	GROUP	ROUTE	REMARKS	NOTE
	029	P007-C98	CUA001		888				
	030	P007-C99	CUA002		999				
	031	P007-100	GUA003		000				
	032	P007-101	GUE001		111				
	033	P007-102	GUE002		222				
	034	P007-103	GUE003		333				
	035	P007-103	GUE004		444				
	036	P007-104	GUE005		555				
	037	P007-105	GUE001		666				
	038	P007-106	GUE002		777				
	039	P007-107	GUE003		888				
	040	P007-108	GUE004		999				
	041	P007-C56	CU1005		000				
	042	P007-057	CUM000*		111				
	043	P007-058	CUM001*		222				
	044	P007-059	CUM002*		333				
	045	P007-060	CUM003*		444				
	046	P007-061	CUM004*		555				
	047	P007-062	CUM005*		666				
	048	P007-063	CUM006*		777				
	049	P007-064	CUM007*		888				
	050	P007-065	CUM008*		999				
	051	P007-066	CUF001		000				
	052	P007-067	CUF002		111				
	053	P007-068	CUF003		222				
	054	P007-069	CUF004		333				
	055	P007-070	CUF005		444				
	056	P007-071	CUF006		555				

SECTION II A(1). LOGIC CONTROL UNIT WIRE LIST

COMPONENT J000-		CONNECTOR								
FROM	DIR	TO	SIGNAL		COLOR	GROUP	ROUTE	REMARKS	NOTE	
057		P007-103	CUP007		666					
058		P007-104	CUP008		777					
059		P007-105	CUP009		888					
060		P007-106	CUP010		999					
061		P007-020	CUP011		000					
062		P007-021	CUP012		111					
063		P007-022	CUP013		222					
064		P007-023	CUP014		333					
065		P007-024	CUP015		444					
066		P007-025	CUA011		555					
067		P007-026	CUA012		666					
068		P007-027	CUA013		777					
069		P007-028	CUA014		888					
070		P007-029	CUA015		999					
071		P007-030	CUA016		000					
072		P007-031	CUA017		111					
073		P007-032	CUA018		222					
074		P007-033	CUA019		333					
075		P007-034	CUA020		444					
076		P007-035	CUA021		555					
077		P007-036	CUA022		666					
078		P007-037	CUA023		777					
079		P007-038	CUA024		888					
080		P007-072	CUA025		999					
081										
082										
083										
084										

SECTION II A(1). LOGIC CONTROL UNIT WIRE LIST

COMPONENT		CONNECTOR				GROUP	ROUTE	REMARKS	NOTE
FROM	PIN	TO	SIGNAL	SEC	COLOR				
	001	P003-122	GTA000*		000				
	002	P003-155	XTA001*		000				
	003	P003-154	XTA002*		111				
	004	P003-153	XTA003*		222				
	005	P003-121	GTC022*		111				
	006	P003-120	GTE000*		222				
	007	P003-152	XTE001*		333				
	008	P003-151	XTE002*		444				
	009	P003-150	XTE003*		555				
	010	P003-149	XTE004*		666				
	011	P003-148	XTE005*		777				
	012	P003-076	G71000*		444				
	013	P003-147	X71001*		888				
	014	P003-146	X71002*		999				
	015	P003-145	X71003*		000				
	016	P003-144	X71004*		111				
	017	P003-143	X71005*		222				
	018	W02 -012	P2G002 LL	22					
	019	P006-041	GTC001*		111				
J005-099	020		GTC011*	24					
J005-100	021		GTC012*	24					
J004-062	022		CU0000	24					
	023	P006-244	GUT052		999				
	024	P006-040	CLP000		777				
	025	W02 -009	P2G002 BB	22					
	026	W02 -009	P2G002 CC	22					
	027								
	028	P006-042	GUS6CC*		222				

SECTION II A(1). LOGIC CONTROL UNIT WIRE LIST

COMPONENT J009-		CONNECTOR			GROUP	ROUTE	REMARKS	NOTE
FROM	PIN	TO	SIGNAL	COLOR				
	029	P003-119	GTP000*	333				
	030	P003-109	XTP001*	000				
	031	P003-108	XTP002*	111				
	032	P003-107	XTP003*	222				
	033	P003-106	XTP004*	333				
	034	P003-105	XTP005*	444				
	035	P003-104	XTP006*	555				
	036	P003-103	XTP007*	666				
	037	P003-102	XTP008*	777				
	038	P003-101	XTP009*	000				
	039	P003-100	XTP010*	555				
	040	P003-179	XTP011*	000				
	041	P003-178	XTP012*	111				
	042	P003-177	XTP013*	222				
	043	P003-176	XTP014*	333				
	044	P003-175	XTP015*	444				
	045	P003-118	GTP010*	444				
	046	P000-190	CU1011	000				
	047	P000-226	CU1012	111				
	048	P000-227	CU1013	222				
	049	P000-228	CU1014	333				
	050	P000-229	CU5001	444				
	051	P000-230	CU5002	555				
	052	P000-231	CU5003	666				
	053	P000-232	CU5004	777				
	054	P003-117	XTP000*	555				
	055	P003-116	XTP001*	666				
	056	P003-005	XTP002*	777				

SECTION II A(1). LOGIC CONTROL UNIT WIRE LIST

COMPONENT JOCS-		CONNECTOR							
FROM	PH	TO	SIGNAL	WIRE	COLOR	CROSS	ROUTE	REMARKS	NOTE
	057	P003-006	XTR003*						
	058	P003-003	XTR004*						
	059	P003-002	XTR005*						
	060	P003-001	XTR006*						
	061	P003-00C	XTR007*						
	062	P003-079	XTR008*						
	063	P000-243	GUT051						
	064	P000-233	GUA031*						
	065	P000-234	GUA032*						
	066	P000-235	GUA033*						
	067	P000-236	GUA034*						
	068	P000-237	GUA035*						
	069	P000-238	GUA036*						
	070	P000-239	GUA037*						
	071	P000-240	GUA038*						
	072	P000-241	GUA039*						
	073	P000-242	GUA040*						
JC05-397	074		GUC03C	24					
	075								
	076	P000-044	GKA041*						
	077	P000-045	GTT000*						
	078	P000-046	GUV099*						
	079	P000-047	GUS001*						
	080								
	081	W04A----	PZZ003	E	22				
JC05-063	082		GUV230	24					
JC05-064	083		GUV110	24					
JC05-065	084		GUV100	24					

SECTION II A(1). LOGIC CONTROL UNIT WIRE LIST

COMPONENT		CONNECTOR								
FROM	PIN	TO	WIRE	NO.	FLAG	GROUP	WIRE	REMARKS	NOTE	
J005-061	005		CUW205	24						

SECTION II A(1). LOGIC CONTROL UNIT WIRE LIST

COMPONENT J010-		CONNECTOR		POLAR	GROUP	ROUTE	REMARKS	NOTE
FROM	PIN	TO	SIGNAL					
	001	P000-190	XTD101					333
	002	P000-191	XTD102					444
	003	P000-192	XTD103					999
	004	P000-193	XTD104					444
	005	P003-225	CT0001					000
	006	P003-224	CT0002					111
	007	P003-223	CT0003					222
	008	P003-222	CT0004					333
	009	P003-221	CT0005					444
	010	P003-220	CT0006					999
	011	P003-219	CT0007					666
	012	P003-218	CT0008					777
	013	P003-217	CT0009					888
	014	P003-216	CT0010					999
	015	P003-215	CT0011					000
	016	P003-214	CT0012					111
	017	P003-213	CT0013					222
	018	P003-212	CT0014					333
	019	P003-211	CT0015					444
	020	P003-210	CT0016					999
	021	P003-209	CT0017					666
	022	P003-208	CT0018					777
	023	P004-C35	CT0019					999
	024	P004-C19	CT0020					888
	025	P004-C18	CT0021					777
	026	P004-C17	CT0022					666
	027	P004-C16	CT0023					999
	028	P004-C15	CT0024					444

SECTION II A(1). LOGIC CONTROL UNIT WIRE LIST

COMPONENT	J010-		CONNECTOR							
	FROM	PIN	TO	SIGNAL	NO.	COLOR	GROUP	ROUTE	REMARKS	NOTE
		029	P004-G14	GTB024		303				
		030	P004-G13	GTB025		222				
		031	P004-G12	GTB026		111				
		032	P004-G11	GTB027		000				
		033	P004-G10	GTB028		999				
		034								
		035	P004-G09	GTC003*		000				
		036	P004-G08	GTC002*		777				
		037	P004-G07	GTC000*		666				
		038	P004-G09	GTC013*		000				
		039	P004-G06	GTC014*		555				
JC05-098		040		GTC010*	24					
		041	P000-194	GUT004*		777				
		042	P000-195	GUT010		000				
		043	P004-G05	GTC020*		444				
		044	P004-G04	GTC021*		333				
		045	P004-G03	GTC001*		999				
		046	P000-196	GUT011		999				
		047	P000-197	GUT012		000				
		048								
		049	P000-198	GUT013*		111				
		050	P000-199	GUT002*		222				
		051	P000-200	GUT005*		333				
		052	P000-125	GUT014*		222				
		053	P004-G03	GUT095	0	222				
		054	P000-126	GUT002*		333				
		055	P000-127	GUT016		444				
		056	P000-128	GUT017*		555				

SECTION II A(1). LOGIC CONTROL UNIT WIRE LIST

COMPONENT J010-		CONNECTOR							
FROM	PIN	TO	SIGNAL	RELAY	RELAY	GROUP	ROUTE	REMARKS	NOTE
	057	P000-129	CUT030						666
	058	P000-160	CUT009						777
	059	P000-161	CUT006*						888
	060	P000-162	CUT001*						999
	061	P000-163	CUT007						000
	062	P000-164	CUT018*						111
	063	P000-165	CUT019*						222
	064	P000-166	CUT020*						333
	065	W04A----	PZZ003	F					22

SECTION II A(1). LOGIC CONTROL UNIT WIRE LIST

COMPONENT J011-		CONNECTOR							
FROM	TO	SIGNAL	WIRE	WIRE	WIRE	GROUP	ROUTE	REMARKS	NOTE
J009-042	001		CUV130	24					
	002	P007-090	CUN011					000	
	003	P008-090	CUN012					999	
	004	P008-100	CUN013					000	
	005	P008-101	CUN014					111	
	006	P008-102	CUN015					222	
	007	P008-132	CUN016					333	
	008	P008-133	CUN017					444	
	009	P008-134	CUN018					555	
	010	W02-006	P26002	Y 22					
	011	P004-709	CTB041*					999	
	012	P004-008	CTB042*					888	
	013	P004-007	CTB043*					777	
	014	P004-006	CTB044*					666	
	015	P004-054	CTB045*					555	
	016	P004-053	CTB046*					444	
	017	P004-052	CTB047*					333	
	018	P004-051	CTB048*					222	
	019	P008-135	CUN019					666	
	020	P008-136	CUN020					777	
	021	P008-137	CUN021					888	
	022	P008-138	CUN022					999	
	023	P008-063	CUN023					777	
	024	P008-064	CUN024					888	
J009-060	025		CUV105	24					
	026	P004-044	CUN555					555	
	027	P004-050	CTB049*					111	
	028	P004-049	CTB050*					000	

SECTION II A(1). LOGIC CONTROL UNIT WIRE LIST

COMPONENT J011-		CONNECTOR								
FROM	DIN	TO	SIGNAL	NO.	COLOR	GROUP	ROUTE	REMARKS	NOTE	
	029	P004-048	CTB051*						999	
	030	P004-C47	CTB052*						888	
	031	P004-046	CTB053*						777	
	032	P004-045	CTB054*						666	
	033								NC	
	034	W02 -007	PZG002	V			22			
	035	W02 -007	PZG002	W			22			
	036	W02 -012	PZG002	KK			21			
J005-078	037		CLP900				24			
	038									
	039									
	040	W04A-----	PZZ003	G			22			
	041	W04A-----	PZZ003	M			22			
	042	W04A-----	PZZ003	J			22			
	043	P00E-C65	CUB001						999	
	044	P00E-C66	CUB002						888	
	045	P00E-C67	CUB003						111	
	046	P00E-C68	CUB004						222	
	047	P00E-C69	CUB005						333	
	048	P00E-070	CUB006						444	
	049	P00E-C71	CUB007						555	
	050	P00E-103	CUB008						666	
	051	P00E-104	CUB009						777	
	052	P00E-105	CL001C						888	
	053	P00E-106	CUB011						999	
	054	P00E-027	CUB012						777	
	055	P00E-C28	CUB013						888	
	056	P00E-C29	CL0014						999	

SECTION II A(1). LOGIC CONTROL UNIT WIRE LIST

COMPONENT J011-		CONNECTOR							
FROM	DIN	TO	SIGNAL	NO.	COLOR	GROUP	WIRE	REMARKS	NOTE
	057	P008-C30	CUB015		600				
	058	P008-C31	CUB016		111				
	059	P008-C32	CUB017		222				
	060	P008-C33	CUB018		333				
	061	P008-C34	CUB019		444				
	062	P008-C35	CUB020		555				
	063	P008-C36	CUB021		666				
	064	P008-C37	CUB022		777				
	065	P008-C38	CUB023		888				

SECTION II A(1). LOGIC CONTROL UNIT WIRE LIST

COMPONENT		JACK								
FROM	DIN	TO	SIGNAL	SEC	COLOR	GROUP	ROUTE	REMARKS	NOTE	
	---	P001-173	XPS0910							
J013-		JACK								
	---	P001-207	APF112	B						
J014-		JACK								
	---	P001-208	APF021							
J015-		JACK								
	---	P001-209	APF121							
J016-		JACK								
	---	P001-210	APF221							
J017-		JACK								
	---	P001-211	APF321							
J018-		JACK								
	---	P001-212	APF361	C						

SECTION II A(1). LOGIC CONTROL UNIT WIRE LIST

FROM	DIN	TO	SIGNAL	RES	COLOR	GROUP	ROUTE	REMARKS	NOTE
	---	P001-213	KPC037						
J020-		JACK							
	---	P001-214	KPH166						
J021-		JACK							
	---	P001-215	KPT314						
J022-		JACK							
	---	P001-216	GPR241	B					
J023-		JACK							
	---	P001-217	GPR141	B					
J024-		JACK							
	---	P001-218	GPR041	P					
J025-		JACK							
	---	P001-219	MPD021						

SECTION II A(1). LOGIC CONTROL UNIT WIRE LIST

COMPONENT J026-		JACK								
FROM	PIN	TO	SIGNAL	SEC	COLOR	GROUP	EDJTE	REMARKS	NOTE	
	---	P001-220	CPR611							
J027-		JACK								
	---	P001-221	KPR431							
J028-		JACK								
	---	P001-222	PBC061	C						
J029-		JACK								
	---	P001-223	PBC062	B						
J030-		JACK								
	---	P001-224	ABC758	B						
J031-		JACK								
	---	P001-225	IXR11C							
J032-		JACK								
	---	P001-189	CP4015	B						

SECTION II A(1). LOGIC CONTROL UNIT WIRE LIST

COMPONENT	J033-	JACK								
FROM	DIN	TO	SIGNAL	SEC	COLOR	GROUP	ROUTE	REMARKS	NOTE	
	---	P001-168	CPADGE	U						
	J034-	JACK								
	---	P001-167	CPAIII	P						
	J035-	JACK								
	---	P001-166	SPTP01					RESERVE TP		
	J036-	JACK								
	---	P001-125	MAB177*							
	J037-	JACK								
	---	P003-123	IR0033*	P						
	J038-	JACK								
	---	P003-124	ATL201	U						
	J039-	JACK								
	---	P003-125	NTL401*							

SECTION II A(1). LOGIC CONTROL UNIT WIRE LIST

COMPONENT J040-		JACK								
FROM	PIN	TO	SIGNAL	SEC	VALVE	GROUP	ROUTE	REMARKS	NOTE	
	---	P003-126	RTL 5010 A							
J041-										
	---	P003-127	ATE203							
J042-										
	---	P003-128	ATI 203							
J043-										
	---	P003-129	ATA203							
J044-										
	---	P003-160	OTP3030							
J045-										
	---	P003-161	ATW203							
J046-										
	---	P003-162	BT0302							

SECTION II A(1). LOGIC CONTROL UNIT WIRE LIST

COMPONENT	J347-	JACK								
FROM	DIN	TO	SIGNAL	REQ	VOLAR	GROUP	ROUTE	REMARKS	NOTE	
	---	P003-163	ITX205							
	J048-	JACK								
	---	P003-164	ATW1120							
	J049-	JACK								
	---	P003-165	AVS0210 C							
	J050-	JACK								
	---	P003-166	AVR0130 B							
	J051-	JACK								
	---	P003-167	AVR0180							
	J052-	JACK								
	---	P003-168	TYR0250							
	J053-	JACK								
	---	P003-169	AYR034							

SECTION II A(1). LOGIC CONTROL UNIT WIRE LIST

COMPONENT	JOB#	JACK	FROM	TO	SIGNAL	RELAY	GROUP	ROUTE	REMARKS	NOTE
	J034-	JACK	---	P003-170	ATC071	0				
	J035-	JACK	---	P003-171	ATC102					
	J036-	JACK	---	P013-172	ATC121					
	J037-	JACK	---	P004-020	ATC122					
	J038-	JACK	---	P004-021	ATC303					
	J039-	JACK	---	P004-022	ATC115					
	J040-	JACK	---	P004-023	ATC100*					

SECTION II A(1). LOGIC CONTROL UNIT WIRE LIST

COMPONENT		JACK								
FROM	PIN	TO	SIGNAL	WIRE	WIRE	WIRE	GROUP	ROUTE	REMARKS	DATE
	---	P004-024	ATC120							
J062-		JACK								
	---	P007-173	AND031* P							
J063-		JACK								
	---	P007-207	AND031*							
J064-		JACK								
	---	P007-208	AND032*							
J065-		JACK								
	---	P007-209	EAR131							
J066-		JACK								
	---	P007-210	MAC030							
J067-		JACK								
	---	P007-211	CAC041							

SECTION II A(1). LOGIC CONTROL UNIT WIRE LIST

COMPONENT	J068-	JACK							
FROM	PIN	TO	SIGNAL	FEEDBACK	SOLAR	GROUP	ROUTE	REMARKS	NOTE
	---	P007-212	CAC139						
	J069-	JACK							
	---	P007-213	MAC020						
	J070-	JACK							
	---	P007-214	GAC012						
	J071-	JACK							
	---	P007-215	GAC009						
	J072-	JACK							
	---	P007-216	SPTP02					RESERVE TP	
	J073-	JACK							
	---	P007-217	SPTP03					RESERVE TP	
	J074-	JACK							
	---	P007-218	SPTP04					RESERVE TP	

SECTION II A(1). LOGIC CONTROL UNIT WIRE LIST

COMPONENT	J075-	JACK							
FROM	PIN	TO	SIGNAL	NO.	COLAR	GROUP	ROUTE	REMARKS	NOTE
	---	P007-219	SPTP05					RESERVE TP	
	J076-	JACK							
	---	P007-220	SPTP06					RESERVE TP	
	J077-	JACK							
	---	P007-221	SPTP07					RESERVE TP	
	J078-	JACK							
	---	P007-222	SPTP08					RESERVE TP	
	J079-	JACK							
	---	P007-223	SPTP09					RESERVE TP	
	J080-	JACK							
	---	P007-224	SPTP10					RESERVE TP	
	J081-	JACK							
	---	P007-225	SPTP11					RESERVE TP	

SECTION II A(1). LOGIC CONTROL UNIT WIRE LIST

COMPONENT		TO		SIGNAL		COLOR		GROUP		ROUTE		REMARKS		NOTE	
JOB2-		P006-207		AKA015											
JOB3-		P006-208		KRE426											
JOB4-		P006-209		IRE322											
JOB5-		P006-210		KRF033*											
JOB6-		P006-211		CPB074											
JOB7-		P006-212		APA115* C											
JOB8-		P006-213		K6022 0											

SECTION II A(1). LOGIC CONTROL UNIT WIRE LIST

COMPONENT	J000-	JACK								
FROM	PIN	TO	TERMINAL	NO.	COLOR	GROUP	ROUTE	REMARKS	NOTE	
	---	P006-214	CVF603							
J090-			JACK							
	---	P006-215	HPV011							
J091-			JACK							
	---	P006-216	HPV002							
J092-			JACK							
	---	P006-217	KPA1520							
J093-			JACK							
	---	P006-218	CHES210 P							
J094-			JACK							
	---	P006-219	SFTP12					RESERVE TP		
J095-			JACK							
	---	P006-220	SFTP13					RESERVE TP		

SECTION II A(1). LOGIC CONTROL UNIT WIRE LIST

COMPONENT		JACK								
FROM	PIN	TO	SIGNAL	SEC	COLOR	GROUP	ROUTE	REMARKS	NOTE	
J096-	---	P006-221	SPTP14						RESERVE TP	
J097-										
	---	P006-021	CR0324	F	22T2000		T6024			
J098-										
	---	P006-023	AKA5430	F	22T2999		T6024			
J099-										
	---	J104----	FZP005	U	22			+5VDC		
J100-										
	---	P006-022	IFA0380		22T2999		T6025			
J101-										
	---	P/AA-023	LPD975	C	22T2000		T6025			
J102-										
	---	P006-025	CR0328	F	22T2000		T6026			

SECTION II A(1). LOGIC CONTROL UNIT WIRE LIST

COMPONENT	J103-	JACK								
FROM	DIN	TO	SIGNAL	NO.	COLOR	GROUP	ROUTE	REMARKS	NOTE	
	---	P006-024	KRS000*	2	22T2999	TG026				
	J104-	JACK								
J099----	---		PZP005	U	22			+5VDC		
	---	J109----	PZP005	V	22			+5VDC		
	J105-	JACK								
	---	P005-026	GR7000*	C	22T2999	TG027				
	J106-	JACK								
	---	P006-027	GR0328	2	22T2000	TG027				
	J107-	JACK								
	---	P006-029	GR0327		22T2000	TG028				
	J108-	JACK								
	---	P006-028	KK4112*		22T2999	TG028				
	J109-	JACK								
J104----	---		PZP005	V	22			+5VDC		
	---	W03 -012	PZP005	W	22			+5VDC		

SECTION II A(1). LOGIC CONTROL UNIT WIRE LIST

COMPONENT		JACK						
FROM	DIN	TO	SIGNAL	SEC	COLOR	GROUP	ROUTE	REMARKS
	---	P004-C30	AKA100		22T2999	TG020		

COMPONENT		JACK						
	---	P004-C31	GRD325	E	22T2000	TG029		

SECTION II A(1). LOGIC CONTROL UNIT WIRE LIST

COMPONENT J112-		CONNECTOR							
FROM	PIN	TO	SIGNAL	SEC	COLOR	GROUP	ROUTE	REMARKS	NOTE
	001	P002-189	SPR2189		999			SPARE WIRE	
	002	P002-188	SPR2188		888				
	003	P002-187	SPR2187		777				
	004	P002-186	SPR2186		666				
	005	P002-185	SPR2185		555				
	006	P002-184	SPR2184		444				
	007	P002-183	SPR2183		333				
	008	P002-182	GRD119		222				
	009	P002-181	SPA208		111				
	010	P002-180	SPA207		000				
	011	P002-179	SPA206		999				
	012	P002-178	SPA205		888				
	013	P002-177	SPA204		777				
	014	P002-176	SPA203		666				
	015	P002-175	SPA202		555				
	016	P002-174	SPA201		444				
	017	P002-142	SPR2142		333			SPARE WIRE	
	018	P002-141	SPR2141		222			SPARE WIRE	
	019	P002-140	SPR2140		111			SPARE WIRE	
	020								
	021								
	022								
	023								
	024								
	025								
	026								

	028								

SECTION II A(1). LOGIC CONTROL UNIT WIRE LIST

COMPONENT J112-		CONNECTOR								
FROM	PIN	TO	SIGNAL	USE	COLOR	GROUP	ROUTE	REMARKS	NOTE	
	029									
	030									
	031									
	032									
	033									
	034									
	035									
	036									
	037									
	038									
	039									
	040									
	041									
	042									
	043									
	044									
	045									
	046									
	047									
	048									
	049									
	050									
	051									
	052									
	053									
	054									
	055	P002-139	SPR2135		000			SPARE WIRE		
	056									

SECTION II A(1). LOGIC CONTROL UNIT WIRE LIST

COMPONENT J112-		CONNECTOR								
FROM	PIN	TO	SIGNAL	REQ	Y	COLOR	GROUP	ROUTE	REMARKS	NOTE
	057									
	058									
	059									
	060									
	061									
	062									
	063									
	064									
	065									
	066									
	067									
	068									
	069									
	070									
	071									
	072									
	073									
	074									
	075									
	076									
	077									
	078									
	079									
	080									
	081									
	082									
	083									
	084									

SECTION II A(1). LOGIC CONTROL UNIT WIRE LIST

COMPONENT J112-		CONNECTOR							
FROM	PIN	TO	SIGNAL	NO.	CLASS	GROUP	ROUTE	REMARKS	NOTE
	085								
	086								
	087								
	088								
	089								
	090								
	091								
	092								
	093								
	094								
	095								
	096								
	097								
	098								
	099								
	100								
	101								
	102								
	103								
	104								
	105								
	106								
	107	P006-123	SKF001						999
	108	P006-124	GRD308						008
	109	P006-125	SKF002						777
	110	P006-126	SKA005						666
	111	P006-127	XKF212°	8					555
	112	P006-128	XKF212°						444

SECTION II A(1). LOGIC CONTROL UNIT WIRE LIST

COMPONENT J112-		CONNECTOR				GROUP	ROUTE	REMARKS	NOTE
FROM	DIN	TO	SIGNAL	NO.	COLOR				
	113	P006-129	SKF212°	C		383			
E006	114		SKA000	A		22			
	115	W03 - C01	PZ5005	P		22			
	116								
	117								
	118								
	119								
	120								
	121								
	122								
	123								
	124								
	125								
	126								
	127								
	128								
	129								
	130								
	131								
	132								
	133								
	134								
	135								
	136								
	137								
	138								
	139	P006-090	SKA001°			999			
	140	P006-091	SKA002°			888			

SECTION II A(1). LOGIC CONTROL UNIT WIRE LIST

COMPONENT J112-		CONNECTOR							
FROM	DIN	TO	SIGNAL	COL	COLAR	GROUP	ROUTE	REMARKS	NOTE
	141	P006-092	SKA0090				777		
	142	P006-C93	SKA0040				444		
	143	P006-160	SPR6160				222	SPACE WIRE	
	144	P006-161	SPR6161				111	SPARE WIRE	
	145	P006-162	SPR6162				000	SPARE WIRE	
	146	P006-163	SPR6163				999	SPARE WIRE	
	147	P006-164	SPR6164				888	SPARE WIRE	
	148	P006-165	SPR6165				777	SPARE WIRE	
	149	P006-166	SPR6166				666	SPARE WIRE	
	150	P006-167	SPR6167				555	SPARE WIRE	
	151	P006-168	SPR6168				444	SPARE WIRE	
	152	P006-169	SPR6169				333	SPARE WIRE	
	153	P006-170	SPR6170				222	SPARE WIRE	
	154	P006-171	SPR6171				111	SPARE WIRE	
	155	P006-172	SPR6172				000	SPARE WIRE	
	156								
	157								
	158								
	159								
	160								
	161								
	162								
	163								
	164								
	165								
	166								
	167								
	168								

SECTION II A(1). LOGIC CONTROL UNIT WIRE LIST

COMPONENT J112-		CONNECTOR								
FROM	PIN	TO	SIGNAL	W	V	RELAY	GROUP	ROUTE	REMARKS	NOTE
	149									
	170									
	171									
	172									
	173	P006-056	SK0001*						999	
	174	P006-094	SK0025 *						995	
	175	P006-095	SKA009*						444	
	176	P006-096	SKA006*						333	
	177	P006-097	SKA007*						222	
	178	P006-098	SK0204*						111	
	179	P006-099	SK0203*						000	
	180	P006-100	SK0202*						999	
	181	P006-101	SK0201*						000	
	182	P006-102	SK0104*						777	
	183	P006-132	SK0103*						666	
	184	P006-133	SK0102*						555	
	185	P006-134	SK0101*						444	
	186	P006-135	SK0004*						333	
	187	P006-136	SK0003*						222	
	188	P006-137	SK0002*						111	
	189	P006-138	SK0001*						000	
	190									
	191									
	192									
	193									
	194									
	195									

SECTION A(1). LOGIC CONTROL UNIT WIRE LIST

COMPONENT		CONNECTOR							
FROM	TO	SIGNAL	NO.	COLOR	GROUP	ROUTE	REMARKS	NOTE	
	197								
	198								
	199								
	200								
	201								
	202								
	203								
	204								
	205								
	206								
	207	P006-057	SVN002*					000	
	208	P006-058	SVN003*					777	
	209	P006-059	SVN004*					666	
	210	P006-060	SVN005*					999	
	211	P006-061	SVN006*					444	
	212	P006-062	SVN007*					333	
	213	P006-063	SVN008*					222	
	214	P006-064	SVN009*					111	
	215	P006-065	SVN100*					000	
	216	P006-066	SVN101*					999	
	217	P006-067	SVN102*					888	
	218	P006-068	SVN103*					777	
	219	P006-069	SVN104*					666	
	220	P006-070	SVN105*					999	
	221	P006-071	SVN106*					444	
	222	P006-103	SVN107*					333	
	223	P006-104	SVN108*					222	

SECTION II A(1). LOGIC CONTROL UNIT WIRE LIST

CONNECTOR		CONNECTOR							
FROM	PIN	TO	SIGNAL	REQ	REG	CRISP	RELVE	REMARKS	NOTE
	225	PC04-106	SRAC10*			COO			
	226								
	227								
	228								
	229								
	230								
	231								
	232								
	233								
	234								
	235								
	236								
	237								
	238								
	239								
	240								
	241								
	242								
	243								
	244								

SECTION II A(1). LOGIC CONTROL UNIT WIRE LIST

COMPONENT		J113-	CONNECTOR							
FROM		PIN	TO	SIGNAL	SEC	VOLAGE	GROUP	ROUTE	REMARKS	NOTE
		001								
		002								
		003								
		004								
		005								
		006								
		007								
		008								
		009								
		010								
		011								
		012								
		013								
		014								
		015								
		016								
JC05-010		017		PZP028J	C					24
		018	W04B----	PZG004B	C					22
		019	W04B----	PZG004B	B					22
		020	W02 -001	PZG002	C					22
JC05-012		021		XTU005*	A					24
J002-004		022		PZP028J	A					22
J002-016		023		PZP028J	B					22
		024	T01A-003	PZP0281	F					22
		025	T01A-000	PZP0281	C					22
		026	Y01 A-004	PZG001	A					22
		027	T01A-005	PZP028A	F					22
		028	T01A-005	PZP028A	C					22

SECTION II A(1). LOGIC CONTROL UNIT WIRE LIST

COMPONENT J113-		CONNECTOR							
FROM	PIN	TO	WIRING	WIRING	WIRING	WIRING	WIRING	WIRING	WIRING
J005-014	029		P26003						24
	030	W04C----	P2P4R70	C					22
	031	W04C----	P2P4R70	D					22
	032	W04C----	P2P4R70	E					22
	033	W04C----	P2P4R70	F					22
	034	W04C----	P2P4R70	G					22
	035	W04C----	P2P4R70	H					22
	036	W04C----	P2P4R70	J					22
	037	W04C----	P2P4R70	K					22
	038	W04C----	P2P4R70	L					22
	039	P002-035	GRD111						999
	040	P002-019	SPW001*	0					000
	041	P002-018	SPW002*						777
	042	P002-017	SPW003*						444
	043	P002-016	GRD119	0					999
	044	P002-015	SPD103						444
	045	P002-014	SPD104*						333
	046	P002-013	GRD116						222
	047	P002-012	SPD101						111
	048	P002-011	SPD102*						000
	049	P002-010	GRD125						999
	050	P002-009	SH0003*						000
	051	P002-008	GRD122						777
	052	P002-007	S05401*						666
	053	P002-006	S05402*						555
	054	P002-005	S05404*						444
J005-004	055		P2P4R7A						24
	056	P004-106	SW0000*						000

SECTION II A(1). LOGIC CONTROL UNIT WIRE LIST

COMPONENT J113-		CONNECTOR		WIRE	COLOR	GROUP	ROUTE	REMARKS	NOTE
FROM	TO	SIGNAL							
057	P004-105	OVU021*			111				
058	P004-104	GRP275			222				
059	P004-103	SVT001			333				
060	P004-071	CVW011*			444				
061	P004-070	OVU111*			555				
062	P004-069	OVU031*			666				
063	P004-068	CVU131*			777				
064	P004-067	CVS041*			888				
065	P004-066	OVU141*			999				
066	P004-065	OVU041*			000				
067	P004-064	OVU141*			111				
068	P004-063	CVU041*			222				
069	P004-062	CVU141*			333				
070	P004-061	OVU001*			444				
071	P004-060	OVU101*			555				
072	W04C----	P2P4R7B # 22							
073	P002-089	SRS500*			999				
074	P002-088	CPA061*			888				
075	P002-087	CPA062*			777				
076	P002-086	CPA063*			666				
077	P002-085	CPA064*			555				
078	P002-083	CPA065*			444				
079	P002-082	CPA066*			333				
080	P002-081	CPA067*			222				
081	P002-080	CPA068*			111				
082	P002-049	CBA103*			000				
083	P002-046	CBA107*			999				
084	P002-047	CBA107*			888				

SECTION II A(1). LOGIC CONTROL UNIT WIRE LIST

COMPONENT J113-		CONNECTOR							
FROM	PIN	TO	SIGNAL	WIRE	GROUP	ROUTE	REMARKS	NOTE	
	085	P002-046	DBA104*			777			
	086	P002-004	SBS409*			333			
	087	P002-C03	SBS501*			222			
	088	P002-C02	SBS502*			111			
	089	P002-001	SBS504*			000			
	090	P000-139	CVL033*			000			
	091	P000-140	CVL037*			111			
	092	P000-141	CVL032*			222			
	093	P000-142	CVL034*			333			
	094	P000-174	CVL033*			000			
	095	P000-175	CVL036*			999			
	096	P000-176	CVL031*			666			
	097	P000-177	CVK033*			777			
	098	P000-178	CVK037*			000			
	099	P000-179	CVK032*			999			
	100	P000-180	CVL034*			000			
	101	P000-181	CVK035*			111			
	102	P000-182	CVL036*			222			
	103	P004-059	CVW011*			666			
	104	P004-058	CVW111*			777			
	105	P004-057	SVT002*			000			
	106	P004-056	SPR4036			999	SPARE WIRE		
	107	P002-129	DBA112*			999			
	108	P002-121	DBA113*			000			
	109	P002-130	DBA108*			777			
	110	P002-119	DBD117*			666			
	111	P002-116	DBD121*			555			
	112	P002-117	DBD114*			444			

SECTION II A(1). LOGIC CONTROL UNIT WIRE LIST

COMPONENT J113-		CONNECTOR							
FROM	DIN	TO	SIGNAL	WIRE	COLOR	GROUP	ROUTE	REMARKS	NOTE
	113	P002-116	DBA110*		333				
	114								
	115								
	116	P002-045	DBA105*		666				
	117	P002-044	DBA104*		555				
	118	P002-043	DBA101*		444				
	119	P002-042	DBA110*		333				
	120	P002-041	DBA114*		222				
	121	P002-040	DBA109*		111				
	122	P002-039	DBA111*		000				
	123	P008-107	CVJ031*		000				
	124	P008-108	CVW033*		111				
	125	P008-109	CVW037*		222				
	126	P008-110	CVW032*		333				
	127	P008-111	CVW034*		444				
	128	P008-112	CVW035*		555				
	129	P008-113	CVW036*		666				
	130								
	131								
	132	P008-123	CVK031*		333				
	133	P008-124	CVJ033*		444				
	134	P008-125	CVJ037*		555				
	135	P008-126	CVJ032*		666				
	136	P008-127	CVJ034*		777				
	137	P008-128	CVJ035*		888				
	138	P008-129	CVJ036*		999				
	139								
	140								

SECTION II A(1). LOGIC CONTROL UNIT WIRE LIST

CONNECTOR J113-		CONNECTOR		SIGNAL	REQ	COLOR	GROUP	ROUTE	REMARKS	NOTE
FROM	PIN	TO								
	141									
	142									
	143	P002-C65	C00119*			222				
	144	P002-C64	C00120*			111				
	145	P002-C63	C00115*			000				
	146	P002-C62	C00124*			999				
	147	P002-C61	C00128*			888				
	148	P002-C60	C00123*			777				
	149	P002-C79	C00129*			666				
	150	P002-C78	C00126*			555				
	151	P002-C77	C00127*			444				
	152	P002-C76	C00122*			333				
	153	P002-C75	SVT000*			222				
	154	P002-C74	SPR2074			111			SPARE WIRE	
	155	P002-C73	SPR2073			000			SPARE WIRE	
	156	P008-C73	DVF036*			000				
	157	P008-C74	DVF031*			111				
	158	P008-C75	DVE033*			222				
	159	P008-C76	DVE037*			333				
	160	P008-143	DVG031*			777				
	161	P008-144	DVG033*			888				
	162	P008-145	DVG037*			999				
	163	P008-146	DVG032*			000				
	164	P008-147	DVG034*			111				
	165	P008-148	DVG035*			222				
	166	P008-149	DVG036*			333				
	167	P008-150	DVG031*			---				
	168	P008-151	DVF033*			555				

SECTION II A(1). LOGIC CONTROL UNIT WIRE LIST

COMPONENT J113-		CONNECTOR								
FROM	DIN	TO	SIGNAL	SEC	V	COLOR	GROUP	ROUTE	REMARKS	NOTE
	169	P000-152	CVF0370			666				
	170	P000-153	CVF0320			777				
	171	P000-154	CVF0340			888				
	172	POI 2-155	CVF0350			999				
	173									
	174									
	175									
	176									
	177									
	178									
	179									
	180									
	181									
	182									
	183									
	184									
	185									
	186									
	187									
	188									
	189									
	190	P000-C39	CVF0350			000				
	191	P000-C77	CVF0320			444				
	192	P000-C78	CVF0340			555				
	193	P000-C79	CVF0350			666				
	194	P000-C80	CVF0360			777				
	195	P000-C81	CVF0310			888				
	196	P000-C82	CVF0330			999				

SECTION II A(1). LOGIC CONTROL UNIT WIRE LIST

COMPONENT J113-		CONNECTOR				GROUP	ROUTE	REMARKS	NOTE
FROM	PIN	TO	SIGNAL	DEF	PLAC				
	197	P000-063	BVB037*			000			
	198	P000-084	EVB032*			111			
	199	P000-085	EVB034*			222			
	200	P000-116	EVB035*			333			
	201	P000-117	BVB036*			444			
	202	P000-118	BVB031*			555			
	203	P000-119	EVC033*			666			
	204	P000-120	EVC037*			777			
	205	P000-121	BVC032*			888			
	206	P000-122	EVC034*			999			
	207								
	208								
	209								
	210								
	211								
	212								
	213								
	214								
	215								
	216								
	217								
	218								
	219								
	220								
	221								
	222								
	223								
	224								

SECTION II A(1). LOGIC CONTROL UNIT WIRE LIST

COMPONENT J113-		CONNECTOR							
FROM	PIN	TO	SIGNAL	REF.	COLOR	GROUP	ROUTE	REMARKS	NOTE
	225								
	226	P000-040	EVCC36*				111		
	227	P000-041	EVCC31*				227		
	228	P000-042	EVCC33*				333		
	229	P000-043	EVCC37*				444		
	230	P000-044	EVCC32*				555		
	231	P000-045	EVCC34*				666		
	232	P000-046	EVCC35*				777		
	233	P000-047	EVCC36*				888		
	234	P000-048	EVCC31*				999		
	235	P000-049	EVCC33*				100		
	236	P000-050	EVA/37*				111		
	237	P000-051	EVA032*				222		
	238	P000-052	EVA034*				333		
	239	P000-053	EVA035*				444		
	240	P000-054	EVA036*				555		
	241	P000-056	EVA037*				666		
	242	P000-087	SFR/087				777	SPARE WIRE	
	243	P000-088	SFR0088				888	SPARE WIRE	
	244	P000-089	SFR0089				999	SPARE WIRE	

SECTION II A(1). LOGIC CONTROL UNIT WIRE LIST

COMPONENT #001-		CONNECTOR							
FROM	TO	SIGNAL	RELAY	GROUP	ROUTE	REMARKS	NOTE		
	001	P003-072	AAA020*	A			999		
	002	P003-030	IAA120				000		
	003	P003-037	IAA127				777		
	004	P003-034	AAA026*	A			616		
	005	P003-035	AAA027*	A			555		
	006	P003-034	IAA126				444		
	007	P003-033	AAA025*	A			333		
	008	P003-032	IAA125				222		
	009	P003-031	IAA124				111		
	010	P003-030	AAA029*				000		
	011	P003-029	AAA024*	A			999		
	012	P003-028	IAA123				888		
	013	P003-027	IAA122				777		
	014	P003-026	AAA023*				666		
	015	P003-025	APF361	A			555		
	016	P003-024	AFT031				444		
	017	P003-023	KP0305*	A			333		
	018	P003-022	AP0012*				222		
	019	P003-021	NP0013*				111		
J001-	A	020	CPA001				22		
J001-	B	021	CPA002				22		
J001-	C	022	CPA003				22		
J001-	D	023	CPA004				22		
J001-	E	024	CPA005				22		
J001-	F	025	CPA006				22		
J001-	R	026	CPA007				22		
J001-	S	027	CPA008	A			22		
J001-	J	028	CPA141*	A			22		

SECTION II A(1). LOGIC CONTROL UNIT WIRE LIST

COMPONENT P001-		CONNECTOR							
FROM	PIN	TO	SIGNAL	PLAC	PLAC	GROUP	ROUTE	REMARKS	NOTE
J001-	K 029		SPR241*	A			22		
J001-	L 030		GPR041	A			22		
J001-	M 031		GPA111	A			22		
J001-	N 032		GPT252*				22		
J001-	P 033		GPA019	A			22		
	034								
	035								
	036								
J001-	U 037		UPA007				22		
J001-	V 038		GR0129				22		
	039	P002-106	SPR1030				999	SPARE WIRE	
	040	P003-105	APL124*				000		
	041	P003-104	GPL062				777		
	042	P003-103	AA0111*				666		
	043	P003-071	AA0112*				555		
	044	P003-070	CAD121*				444		
	045	P003-069	CAD157*				333		
	046	P003-068	XAK142	A			222		
	047	P003-067	XAK141	A			111		
	048	P003-066	XAK140	A			000		
	049	P003-065	XAK139	A			999		
	050	P003-064	XAK138	A			888		
	051	P003-063	XAK137	A			777		
	052	P003-062	XAK136	A			666		
	053	P003-061	XAK135	A			555		
	054	P003-060	CVH044*				444		
	055	P003-020	AA0101*	P			000		
	056								

SECTION II A(1). LOGIC CONTROL UNIT WIRE LIST

COMPONENT		CONNECTOR							
FROM	TO	SIGNAL						REMARKS	NOTE
	057								
	058								
	059								
	060								
	061								
	062								
	063								
	064								
	065								
	066								
	067								
	068								
	069								
	070								
	071								
	072								
	073	P/003-130	SPR1073					SPARE WIRE	
	074	P/003-137	SPR1074					SPARE WIRE	
	075	P/003-136	PA054						
	076	P/003-135	IAA511						
	077	P/013-174	FAA011	B					
	078	P/003-173	GAD103	A					
	079	P/003-132	SPR1079					SPARE WIRE	
	080	P/003-107	SPR1080					SPARE WIRE	
	081	P/003-101	SPR1081					SPARE WIRE	
	082	P/003-100	SPR1082					SPARE WIRE	
	083	P/003-099	SPR1083					SPARE WIRE	
	084	P/003-098	SPR1084					SPARE WIRE	

SECTION II A(1). LOGIC CONTROL UNIT WIRE LIST

COMPONENT FROM	POOL- PIN	TO	CONNECTOR				REMARKS	NOTE
			SIGNAL	TERMINAL	COLOR	GROUP		
	005	P003-017	SPR1065				777	SPARE WIRE
	006	P003-039	AVT1130				333	
	007	P003-050	SPR1067				222	SPARE WIRE
	008	P003-057	AA91070				111	
	009	P003-056	SVT6110				000	
J004-079	090		1002060				999	
J004-078	091		1002050				000	
J004-077	092		1002040				777	
J004-076	093		1002030				666	
J004-075	094		1002020				333	
J004-074	095		1002010				444	
	096		SPR1096				333	
J004-072	097		1F03400				222	
	098		SPR1090				111	
J004-070	099		REC061 B				000	
J004-069	100		APT7330				999	
J004-068	101		AA15000				000	
J004-067	102		AA0240 B				777	
	103							
	104							
	105							
	106							
	107							
	108							
	109							
	110							
	111							
	112							

SECTION II A(1). LOGIC CONTROL UNIT WIRE LIST

COMPONENT 9001-		CONNECTOR							
FROM	PIN	TO	SIGNAL	NO.	POLAR.	GROUP	ROUTE	REMARKS	NOTE
	141								
	142								
	143								
	144								
	145								
	146								
	147								
	148								
	149								
	150								
	151								
	152								
	153								
	154								
	155								
	156								
	157								
	158								
	159								
J005-006	160		GPC013*	24					
J005-074	161		IPR41*				111		
J004-090	162		IEC354*				000		
J004-089	163		IEC333*				999		
J004-088	164		CPJ127*				888		
J004-087	165		IPJ161*				777		
J004-086	166		IPJ142*				666		
J004-085	167		APJ052*				555		
	168		SPR1168				444		

SECTION II A(1). LOGIC CONTROL UNIT WIRE LIST

CONNECTOR		CONNECTOR							
FROM	TO	SIGNAL	GROUP	ROUTE	REMARKS	NOTE			
JC04-003	169	IPF541		333					
JC04-002	170	CCL219*		222					
JC04-001	171	IP0200*		111					
JC04-000	172	IP0207*		000					
J012	173	IPS001*							
	174								
	175								
	176								
	177								
	178								
	179								
	180								
	181								
	182								
	183								
	184								
J034	185	FAA177*							
J035	186	SPT001					RESERVE TP		
J034	187	GPA111	0						
J033	188	GPA000	0						
J032	189	GPA010	0						
	190								
	191								
	192								
	193								
	194								
	195								
	196								

SECTION II A(1). LOGIC CONTROL UNIT WIRE LIST

COMPONENT POOL-		CONNECTER								
FROM	DIN	TO	SIGNAL	SEC	Y	CO. OR	GROUP	ROUTE	REMARKS	NOTE
	197									
	198									
	199									
	200									
	201									
	202									
	203									
	204									
	205									
	206									
J013----	207		BPE112							P
J014----	208		APF021							
J015----	209		APF121							
J016----	210		APF221							
J017----	211		APF321							
J018----	212		APF361							C
J019----	213		KPF093*							
J020----	214		KPM166*							
J021----	215		KPT314*							
J022----	216		GPR241*							P
J023----	217		GPR141*							P
J024----	218		GPR041							P
J025----	219		APF021							
J026----	220		CPR611							
J027----	221		KPR431							
J028----	222		MBC061							C
J029----	223		MBC062							P
J030----	224		APC758*							P 81

SECTION II A(1). LOGIC CONTROL UNIT WIRE LIST

COMPONENT		CONNECTOR								
FROM	DIN	TO	SIGNAL	PER	COLOR	W.P. SP	ROUTE	REMARKS	NOTE	
J031----	225		18X110							
	226									
	227									
	228									
	229									
	230									
	231									
	232									
	233									
	234									
	235									
	236									
	237									
	238									
	239									
	240									
	241									
	242									
	243									
	244									

SECTION II A(1). LOGIC CONTROL UNIT WIRE LIST

COMPONENT P002-		CONNECTOR								
FROM	PIN	TO	SIGNAL	SEC	W	COLOR	GROUP	ROUTE	REMARKS	NOTE
J113-085	001		SJ55040			000				
J113-086	002		S055020			111				
J113-087	003		S055010			222				
J113-086	004		S054080			333				
J113-054	005		S054040			444				
J113-053	006		S054020			555				
J113-052	007		S054010			666				
J113-051	008		GR0127			777				
J113-050	009		S000030			888				
J113-049	010		GR0125			999				
J113-048	011		SPC1020			000				
J113-047	012		SPD101			111				
J113-046	013		GR0116			222				
J113-045	014		SPD1040			333				
J113-044	015		SPC103			444				
J113-043	016		GR0119	0		555				
J113-042	017		SPP0030			666				
J113-041	018		SPP0020			777				
J113-040	019		SPP0010	0		888				
	020									
	021									
	022									
	023									
	024									
	025									
	026									
	027									
	028									

SECTION II A(1). LOGIC CONTROL UNIT WIRE LIST

COMPONENT P002-		CONNECTOR							
FROM	PIN	TO	SIGNAL	POS	COLOR	GROUP	ROUTE	REMARKS	NOTE
	029								
	030	P005-048	APC062*						
	031								
	032	P005-047	AKF123						
	033	P005-045	KYR023*						
	034	P005-044	AP0052*						
	035	P005-043	GP0091* 0						
	036	P005-042	KP0010*						
	037	P005-041	ABC750* 1						
	038	P005-040	NEC061 2						
J113-122	039		CB111*		000				
J113-121	040		CB109*		111				
J113-120	041		CB114*		222				
J113-119	042		CP110*		333				
J113-118	043		CB101*		444				
J113-117	044		CP106*		999				
J113-116	045		CB109*		666				
J113-085	046		CB104*		777				
J113-084	047		CB102*		888				
J113-083	048		CB107*		999				
J113-082	049		CB103*		000				
J113-081	050		CP106*		111				
J113-080	051		CP107*		222				
J113-079	052		CP106*		333				
J113-078	053		CP105*		444				
J113-077	054		CP104*		555				
J113-039	055		GRP111		999				
	056								

SECTION II A(1). LOGIC CONTROL UNIT WIRE LIST

COMPONENT P002-		CONNECTOR							
FROM	PIN	TO	SIGNAL	SEC	COLOR	GROUP	ROUTE	REMARKS	NOTE
	057								
	058								
	059								
	060								
	061								
	062								
	063								
	064								
	065								
	066								
	067								
	068								
	069								
	070								
	071								
	072	P003-C39	WBC062	A					
J113-155	073		SPR2073		000			SPARE WIRE	
J113-154	074		SPR2074		111			SPARE WIRE	
J113-153	075		SVT000*		222				
J113-152	076		C00122*		333				
J113-151	077		C00127*		444				
J113-150	078		C00126*		555				
J113-149	079		C00125*		666				
J113-148	080		C00123*		777				
J113-147	081		C00120*		888				
J113-146	082		C00124*		999				
J113-145	083		C00115*		000				
J113-144	084		C00120*		111				

SECTION II A(1). LOGIC CONTROL UNIT WIRE LIST

EQUIPMENT		PCB-		CONNECTOR						
FROM	TO	TO	SIGNAL	WIRE	COLOR	GROUP	ROUTE	REMARKS	NOTE	
J113-143	085		CB0119°		222					
J113-076	086		CPA063°		666					
J113-075	087		CPA062°		777					
J113-074	088		CPA061°		888					
J113-073	089		SBS508°		999					
	090	PC05-122	KPA118°		999					
	091	PC05-121	APR412°		888					
	092	PC05-120	APB051°		777					
	093	PC05-119	KPMB61		666					
	094	PC05-118	APL011		999					
	095	PC05-117	WPF451		444					
	096	PC05-116	R2096		333			SPARE WIRE		
	097	PC05-005	KPV141		222					
	098	PC05-004	KPT443		111					
	099	PC05-003	CP0121		000					
	100	PC05-002	BPFO02°		999					
	101	PC05-001	AB0312°		888					
	102	PC05-000	AB0311°		777					
	103									
	104									
	105									
	106									
	107									
	108									
	109									
	110									
	111									
	112									

SECTION II A(1). LOGIC CONTROL UNIT WIRE LIST

COMPONENT P002-		CONNECTOR							
FROM	PIN	TO	SIGNAL	TERMINAL	WIRE	GROUP	ROUTE	REMARKS	NOTE
	113								
	114	W040----	PZG0040	E	22T2000	T1030		GR0170	
	115	W040----	PZG0040	F	22T2000	T6031		GR0177	
J113-113	116		COA110°		333				
J113-112	117		COA116°		444				
J113-111	118		COA121°		555				
J113-110	119		COA117°		666				
J113-109	120		COA100°		777				
J113-108	121		COA113°		888				
J113-107	122		COA112°		999				
	123	P005-155	AP0131°		999				
	124	P005-154	KPE114		888				
	125	P005-153	FBA018		777				
	126	P005-152	FBA017		666				
	127	P005-151	FBA016		555				
	128	P005-150	FBA015		444				
	129	P005-149	FBA014		333				
	130	W04C----	PZP004	A	22T2000	T6030			
	131	W04C----	PZP004	P	22T2000	T6031			
	132	P005-079	GPC011°		666				
	133	P005-078	APE011°		555				
	134	P005-077	KPT041°		444				
	135	P005-076	KPT041		333				
	136	P005-075	KPT443°		222				
	137	P005-074	KPE051°		111				
	138	P005-073	KPE251°		000				
J112-055	139		SPR213°		000			SPARE WIRE	
J112-019	140		SPR214°		111			SPARE WIRE	

SECTION II A(1). LOGIC CONTROL UNIT WIRE LIST

COMPONENT P002-		CONNECTOR							
FROM	TO	SIGNAL	REQ	COLAR	GROUP	ROUTE	REMARKS	NOTE	
J112-018	141	SPR2141		222			SPARE WIRE		
J112-017	142	SPR2142		333			SPARE WIRE		
	143								
	144								
	145								
	146								
	147								
	148								
	149								
	150								
	151								
	152								
	153								
	154								
	155								
156	P005-109	K80006		999					
157	P005-128	K80005		888					
158	P005-127	K80004		777					
159	P005-126	K80003		666					
160	P005-148	F8A013		222					
161	P005-147	F8A012		111					
162	P005-146	F8A011		000					
163	P005-145	F8A018		999					
164	P005-144	F8A017		888					
165	P005-143	F8A016		777					
166	P005-113	F8A015		666					
167	P005-112	F8A014		555					
168	P005-111	F8A013		444					

SECTION II A(1). LOGIC CONTROL UNIT WIRE LIST

COMPONENT P002-		CONNECTOR							
FROM	TO	SIGNAL	REQ	POLAR	GROUP	ROUTE	REMARKS	NOTE	
	169	P005-110	FAA012					333	
	170	P005-109	FAA011	A				222	
	171	P005-108	KRD000					111	
	172	P005-107	KRD007					000	
	173								
J112-016	174		SPA201					444	
J112-015	175		SPA202					555	
J112-014	176		SPA203					666	
J112-013	177		SPA204					777	
J112-012	178		SPA205					888	
J112-011	179		SPA206					999	
J112-010	180		SPA207					000	
J112-009	181		SPA208					111	
J112-008	182		GRD119	B				222	
J112-007	183		SPN004					333	
J112-006	184		SPN005					444	
J112-005	185		SPN006					555	
J112-004	186		SPN007					666	
J112-003	187		SPN008					777	
J112-002	188		SPN009					888	
J112-001	189		SPR2109					999	
								SPARE WIRE	
	190	P005-225	KPC171					999	
	191	P005-185	KRD002					555	
	192	P005-184	KRD001					444	
	193	P005-183	APL1130					333	
	194	P005-182	SPN0010	A				222	
	195	P005-181	IPB013					111	
	196	P005-180	CPT1110					000	

SECTION II A(1). LOGIC CONTROL UNIT WIRE LIST

COMPONENT	PANEL		CONNECTOR		WIRE	GROUP	ROUTE	REMARKS	NOTE
	FROM	TO	SIGNAL	TERMINAL					
	197	P005-179	IPT132*		909				
	198	P005-178	CPT113*		808				
	199	P005-177	KPD211*		777				
	200	P005-176	APT741*		466				
	201	P005-175	KPR231*		555				
	202	P005-174	IPT401		444				
	203	P005-142	KPC193		333				
	204	P005-141	KPC192		222				
	205	P005-140	KPC191		111				
	206	P005-139	KPC181		000				
	207								
	208								
	209								
	210								
	211								
	212								
	213								
	214								
	215								
	216								
	217								
	218								
	219								
	220								
	221								
	222								
	223								
	224								

SECTION II A(1). LOGIC CONTROL UNIT WIRE LIST

COMPONENT FROM	P002-		CONNECTOR							
	DIN	TO	SIGNAL	IN	OUT	COLOR	GROUP	ROUTE	REMARKS	NOTE
225										
226		P005-224	KPC141						888	
227		P005-223	KPC151						777	
228		P005-222	KPC141						666	
229		P005-221	KPC131						555	
230		P005-220	KPC121						444	
231		P005-219	APF361	N					333	
232		P005-218	QPE112	A					222	
233		P005-217	KPD365*	B					111	
234		P005-214	KHA071						600	
235		P005-215	QPD339*						999	
236		P005-214	KVN001*	A					666	
237		P005-213	IND001*						777	
238		P005-212	CPR461						666	
239		P005-211	KPA115*	A					555	
240		P005-210	KPA111*	A					444	
241		P005-209	CPR063						333	
242		P005-208	CPR091						222	
243		P005-207	SPR2243						111	SPARE WIRE
244		P005-173	GHA500*						0/0	

SECTION II A(1). LOGIC CONTROL UNIT WIRE LIST

COMPONENT		PC03-		CONNECTOR						
FROM	TO	TO	SIGNAL	TERMINAL	TERMINAL	GROUP	ROUTE	REMARKS	NOTE	
PC01-011	029		AAA0240	A			999			
PC01-010	030		AAA0230				000			
PC01-009	031		IAA124				111			
PC01-008	032		IAA125				222			
PC01-007	033		AAA0250	A			333			
PC01-006	034		IAA126				444			
PC01-005	035		AAA0270	A			555			
PC01-004	036		AAA0260	A			666			
PC01-003	037		IAA127				777			
PC01-002	038		IAA128				888			
	039		SPR3039				999			
	040		SPR3040				000			
	041		SPR3041				777			
J004-003	042		IVR7260				666			
J004-004	043		IVR7270				555			
J004-092	044		IAA0930	A			444			
J004-071	045		AAA0210				333			
J004-042	046		XAX127	P			222			
J004-041	047		XAX128	P			111			
J004-040	048		XAX129	P			000			
J004-039	049		XAX130	P			999			
J004-038	050		XAX131	P			888			
J004-037	051		XAX132	P			777			
J004-036	052		XAX133	P			666			
J004-035	053		XAX134	P			555			
J004-034	054		XAX135	C			444			
J004-010	055		ITB2140				000			
PC01-009	056		SVT0110				000			

SECTION II A(1). LOGIC CONTROL UNIT WIRE LIST

COMPONENT P003-		CONNECTOR							
FROM	PIN	TO	SIGNAL	WIRE	COLOR	GROUP	ROUTE	REMARKS	NOTE
PC01-030	057		ADD1070						
PC01-037	058		SPR1067					SPARE WIRE	
PC01-036	059		AVT1130						
PC01-054	060		CVK0440						
PC01-053	061		XAK135	A					
PC01-052	062		XAK136	A					
PC01-051	063		XAK137	A					
PC01-050	064		XAK138	A					
PC01-049	065		XAK139	A					
PC01-048	066		XAK140	A					
PC01-047	067		XAK141	A					
PC01-046	068		XAK142	A					
PC01-045	069		CA01570						
PC01-044	070		CA01210						
PC01-043	071		ADD1120						
PC01-001	072		APA0260	A					
	073		SPR3073						2
	074		SPR3074						2
	075		SPR3075						2
	076		SPR3076						2
	077		SPR3077						2
J009-012	078		GT10000						
J009-062	079		XTH0080						
J009-061	080		XTH0070						
J009-060	081		XTH0060						
J009-059	082		XTH0050						
J009-058	083		XTH0040						
J009-057	084		XTH0030						

SECTION II A(1). LOGIC CONTROL UNIT WIRE LIST

COMPONENT P003-		CONNECTOR							
FROM	TO	SIGNAL	WIRING	WIRING	GROUP	ROUTE	REMARKS	NOTE	
J004-056	065	XTR0020							
J004-033	086	XAX136	C						
J004-037	087	XAX137	C						
J004-031	088	XAX138	C						
J004-030	089	XAX139	C						
P001-122	090	SPR1122					SPARE WIRE		
P001-121	091	SPR1121					SPARE WIRE		
PC01-120	092	SPR1120					SPARE WIRE		
P001-119	093	SPR1119					SPARE WIRE		
P001-118	094	SPR1118					SPARE WIRE		
PC01-117	095	SPR1117					SPARE WIRE		
PC01-116	096	SPR1116					SPARE WIRE		
PC01-085	097	SPR1085					SPARE WIRE		
P001-084	098	SPR1084					SPARE WIRE		
P001-083	099	SPR1083					SPARE WIRE		
PC01-082	100	SPR1082					SPARE WIRE		
P001-081	101	SPR1081					SPARE WIRE		
PC01-080	102	SPR1080					SPARE WIRE		
PC01-042	103	AA01114							
PC01-041	104	GPL067							
P001-040	105	APL1240							
P001-039	106	SPR1139					SPARE WIRE		
	107	SPR3107						2	
	108	SPR1108						2	
	109	SPR3109						2	
	110	SPR3110						2	
	111	SPR3111						2	
	112	SPR3112						2	

SECTION II A(1). LOGIC CONTROL UNIT WIRE LIST

COMPONENT PC03-		CONNECTOR								
FROM	PIN	TO	SIGNAL	REG	NO	COLAR	GROUP	ROUT	REMARKS	NOTE
	113		SPR3113			333				2
	114									
	115									
J009-055	116		XTH001*			044				
J009-054	117		XTH000*			555				
J009-045	118		GTH010*			444				
J009-029	119		GTP000*			333				
J009-006	120		GTE000*			222				
J009-005	121		GTC022*			111				
J009-001	122		GTA000*			000				
J037----	123		IRD033*	B						
J038----	124		ATL201	F						
J039----	125		KTL401*							
J040----	126		KTL501*	A						
J041----	127		ATE203							
J042----	128		ATI204							
J043----	129		ATA202							
	130									
	131									
PC01-079	132		SPR1079			331			SPARE WIRE	
PC01-078	133		GAD103*	A		444				
PC01-077	134		FAG111	B		555				
PC01-076	135		IAA511			444				
PC01-075	136		KPA054			777				
PC01-074	137		SPR1074			000			SPARE WIRE	
PC01-073	138		SPR1073			999			SPARE WIRE	
	139		SPR3139			999				2
	140		SPR3140			000				2

SECTION II A(1). LOGIC CONTROL UNIT WIRE LIST

COMPONENT POC#		CONNECTOR							
FROM	TO	SIGNAL	SEC	COLOR	GROUP	ROUTE	REMARKS	NOTE	
	141	SPR3141		777				2	
	142	SPR3142		666				2	
J009-017	143	XE1005*		222					
J009-016	144	XE1004*		111					
J009-015	145	XE1003*		000					
J009-014	146	XE1002*		999					
J009-013	147	XE1001*		888					
J009-011	148	XE005*		777					
J009-010	149	XE004*		666					
J009-009	150	XE003*		555					
J009-008	151	XE002*		444					
J009-007	152	XE001*		333					
J009-004	153	XEA003*		222					
J009-003	154	XEA002*		111					
J009-002	155	XEA001*		000					
	156	SPR3156		000				2	
	157	SPR3157		111				2	
	158	SPR3158		222				2	
	159	SPR3159		333				2	
J044----	160	STP3030							
J045----	161	ATM203							
J046----	162	BTB30							
J047----	163	ITX205							
J048----	164	ATM112*							
J049----	165	AVS021* C							
J050----	166	AVN013* P							
J051----	167	AVX012*							
J052----	168	TYR025*							

SECTION II A(1). LOGIC CONTROL UNIT WIRE LIST

COMPONENT P003-		CONNECTOR								
FROM	DIN	TO	SIGNAL	REG	COLOR	GROUP	ROUTE	REMARKS	NOTE	
J053----	169		AYR034							
J054----	170		AYR071	B						
J055----	171		ATC102							
J056----	172		ATC121							
	173		SFR3173		999					
	174		SFR3174		555					
J009-044	175		XTP0150		444					
J009-043	176		XTP0140		333					
J009-042	177		XTP0130		222					
J009-041	178		XTP0120		111					
J009-040	179		XTP0110		000					
J009-039	180		XTP0100		999					
J009-038	181		XTP0090		888					
J009-037	182		XTP0080		777					
J009-036	183		XTP0070		666					
J009-035	184		XTP0060		555					
J009-034	185		XTP0050		444					
J009-033	186		XTP0040		333					
J009-032	187		XTP0030		222					
J009-031	188		XTP0020		111					
J009-030	189		XTP0010		000					
	190		SPR3190		000					
	191		SPR3191		444					
	192		SPR3192		555					
	193		SPR3193		666					
	194		SPR3194		777					
J006-039	195		XTD0100		888					
J006-020	196		XTD0110		999					

SECTION II A(1). LOGIC CONTROL UNIT WIRE LIST

COMPONENT P003-		CONNECTOR							
FROM	DIN	TO	SIGNAL	SEC	COLOR	GROUP	POLITY	REMARKS	NOTE
JC06-018	197		ATW136*		000				
JC06-016	198		XTW135*		111				
JC06-038	199		XT0002*		222				
JC06-042	200		XT0007*		333				
JC06-035	201		XT0006*		444				
J006-040	202		XT0003*		555				
J006-029	203		XT0001*		666				
JC06-011	204		XT0002*		777				
JC06-028	205		XT0004*		888				
J006-010	206		XT0003*		999				
	207		SPR3207		888				
JC10-022	208		CTB017		777				
J010-021	209		CT9016		666				
J010-020	210		CTB015		555				
J010-019	211		CTB014		444				
J010-018	212		CTB013		333				
J010-017	213		CTB012		222				
J010-016	214		CTP011		111				
J010-015	215		CTP010		000				
J010-014	216		CT9009		999				
J010-013	217		CT9008		888				
J010-012	218		CTB007		777				
J010-011	219		CTB006		666				
J010-010	220		CTB005		555				
J010-009	221		CTB004		444				
J010-008	222		CTB003		333				
J010-007	223		CTB002		222				
J010-006	224		CTB001		111				

SECTION II A(1). LOGIC CONTROL UNIT WIRE LIST

COMPONENT P003-		CONNECTOR							
FROM	DIN	TO	SIGNAL	SEC	COLOR	GROUP	ROUTE	REMARKS	NOTE
J010-005	225		GFB000C		000				
	226		SPR3226		111				2
	227		SPR3227		222				2
	228		SPR3228		333				2
	229		SPR3229		444				2
J007-058	230		GU0014*		555				
J007-025	231		UTB068*		666				
J007-024	232		CTB057*		777				
J007-023	233		GTB066*		888				
J007-022	234		CTB065*		999				
J007-021	235		CTB064*		000				
J007-020	236		LTB063*		111				
J007-008	237		CTB062*		222				
J007-007	238		GTB061*		333				
J007-006	239		CTB060*		444				
J007-005	240		CTB059*		555				
J007-004	241		CTB058*		666				
J007-003	242		GTB057*		777				
J007-002	243		CTB056*		888				
J007-001	244		CTB055*		999				

SECTION II A(1). LOGIC CONTROL UNIT WIRE LIST

COMPONENT P004-		CONNECTER							
FROM	TO	SIGNAL	REF	COLSE	GROUP	ROUTE	REMARKS	NOTE	
	001	SPR4001						2	
	002	SPR4002						2	
J010-053	003	GUT095	0						
J010-044	004	GTC0210							
J010-043	005	GTC0200							
J010-039	006	GTC0140							
J010-037	007	GTC0000							
J010-036	008	GTC0020							
J010-035	009	GTC0030							
J010-033	010	GTB028							
J010-032	011	GTB027							
J010-031	012	GTB026							
J010-030	013	GTB025							
J010-029	014	GTB024							
J010-028	015	GTB023							
J010-027	016	GTB022							
J010-026	017	GTB021							
J010-025	018	GTB020							
J010-024	019	GTB019							
J057----	020	ATC122							
J058----	021	ATC203							
J059----	022	ATC115							
J060----	023	ATC100							
J061----	024	ATC120							
	025								
	026								
	027								
	028								

SECTION II A(1). LOGIC CONTROL UNIT WIRE LIST

COMPONENT P005-		CONNECTOR								
FROM	DIN	TO	SIGNAL	REQ	COLOR	GROUP	ROUTE	REMARKS	NO.	
	029									
	030									
	031									
	032									
	033									
	034									
	035									
	036									
	037									
	038									
	039		SPR4039		000				2	
	040		SPR4040		111				2	
	041		SPR4041		222				2	
	042		SPR4042		333				2	
	043		SPR4043		444				2	
J011-026	044		GUN555		555					
J011-032	045		CTR054°		666					
J011-031	046		CTR053°		777					
J011-030	047		CTR052°		888					
J011-029	048		CTR051°		999					
J011-028	049		CTR050°		000					
J011-027	050		CTR049°		111					
J011-018	051		CTR048°		222					
J011-017	052		CTR047°		333					
J011-016	053		CTR046°		444					
J011-015	054		CTR045°		555					
J016-023	055		CTR018		999					
J113-106	056				999			SPARE WIRE		

SECTION II A(1). LOGIC CONTROL UNIT WIRE LIST

COMPONENT P004-		CONNECTOR								
FROM	PIN	TO	SIGNAL	SEC	POLAR	GROUP	ROUTE	REMARKS	NOTE	
J113-105	057		SVT002*		000					
J113-104	056		GVV111*		777					
J113-103	059		GVV011*		666					
J113-071	060		CVR101*		555					
J113-070	061		CVR001*		444					
J113-069	062		GVQ141*		333					
J113-068	063		GVQ041*		222					
J113-067	064		GVW141*		111					
J113-066	065		GVW041*		000					
J113-065	066		GV5141*		999					
J113-064	067		GV5041*		888					
J113-063	068		GVPI31*		777					
J113-062	069		GVPO31*		666					
J113-061	070		GVW111*		555					
J113-060	071		GVWC11*		444					
	072									
	073	V001-004	GRD277		22T200G			16001		
	074	V001-001	UZP012		22T2			16001		
	075	W040- ---	PZG0040	G	22					
J005-005	076		bZX001*		24					
JCC-013	077		PZP015		24					
	078									
	079	P008-C01	FYR015*	A	24					
	080	P008-C02	FYR005*		24					
	081	P008-C03	FYR013*		24					
	082	P008-C04	FYR014*		24					
	083	P008-C05	FYR010*		24					
	084									

SECTION II A(1). LOGIC CONTROL UNIT WIRE LIST

COMPONENT		P005-		CONNECTOR						
FROM	DIN	TO	SIGNAL	SEC	C	COLOR	GROUP	ROUTE	REMARKS	NOTE
	085									
J011-014	086		DTB044°			666				
J011-013	087		CTB043°			777				
J011-012	088		DTB042°			888				
J011-011	089		DTB041°			999				
	090	P005-138	AYR100°			999				
	091	P005-137	GAD103° C			888				
	092	P005-136	KTL501° P			777				
	093	P005-135	CRF127°			666				
	094	P005-134	AVS021° B			555				
	095	P005-133	FYR008°			444				
	096	P005-132	ATL421°			333				
	097	P005-162	CYR109°			222				
	098	P005-101	ATL521°			111				
	099	P005-100	MVK026°			000				
	100	P005-099	KYX001° B			999				
	101	P005-098	ATB203°			888				
	102	P005-097	BVN022			777				
J113-059	103		SVT001			333				
J113-058	104		GRD225			222				
J113-057	105		CVU021°			111				
J113-056	106		SVU000°			000				
	107	P007-122	SPR4107			000			SPARE WIRE	
	108	P007-121	AYR101°			111				
	109	P007-120	FYR012°			222				
	110	P007-119	FYR004°			333				
	111	P007-118	IYR107°			444				
	112	P007-117	FYR006°			555				

SECTION II A(1). LOGIC CONTROL UNIT WIRE LIST

COMPONENT	P004-	CONNECTOR								
FROM	DIN	TO	SIGNAL	SEC	COLOR	GROUP	ROUTE	REMARKS	NOTE	
113		P007-116	FYR011*		666					
114		P006-130	XKS000*	P 22T2		TG003				
115		P006-131	GR0329	B 22T2000		TG003				
116		P005-C14	GKT000*	P 22T2		TG023				
117		P005-C15	GR032F	E 22T2000		TG023				
118										
119										
120										
121										
122		T01A-001	PZP005	T 22						
123		P005-172	XAX132	A	599					
124		P005-171	XAX133	B	88F					
125		P005-170	XAX134	A	777					
126		P005-169	XAX135	B	666					
127		P005-168	XAX136	F	555					
128		P005-167	XAX137	E	444					
129		P005-166	XAX138	F	333					
130		P006-114	XXX000*	R 22						
131										
132		P005-C96	KK0022	B	666					
133		P005-C95	CTM117*		555					
134		P005-C94	XAX127	A	444					
135		P005-C93	XAX128	B	333					
136		P005-C92	XAX129	F	227					
137		P005-C91	XAX130	B	111					
138		P005-C90	XAX131	B	000					
139		P007-155	ITB160		000					
140		P007-154	ITP159		111					

SECTION II A(1). LOGIC CONTROL UNIT WIRE LIST

COMPONENT P004-		CONNECTOR								
FROM	DIN	TO	SIGNAL	SEC	Y	COLOR	GROUP	ROUTE	REMARKS	NOTE
	141	P007-153	ITB158			222				
	142	P007-152	ITB157			333				
	143	P007-C85	AAL003	P		777				
	144	P007-C84	GVT112*	P		888				
	145	P007-C83	KTB225*			999				
	146	P007-C82	SPR4146			000			SPARE WIRE	
	147	P007-C81	CUT095	A		111				
	148	P007-C80	ATB168			222				
	149	P007-C79	ITB167			333				
	150	P007-C78	ITB166			444				
	151	P007-C77	ITB165			555				
	152	P007-C76	ITB164			666				
	153	P007-C75	ITB163			777				
	154	P007-C74	ITB162			888				
	155	P007-C73	ITB161			999				
	156	P005-206	XAX149	A		999				
	157	P005-205	XAX150	A		888				
	158	P005-204	XAX151	A		777				
	159	P005-203	CAD153*			666				
	160	P005-165	XAX159	P		222				
	161	P005-164	XAX147	P		111				
	162	P005-163	XAX141	P		000				
	163	P005-162	XAX152	A		999				
	164	P005-161	XAX155	A		888				
	165	P005-160	XAX154	A		777				
	166	P005-129	XAX142	P		666				
	167	P005-128	XAX143	A		555				
	168	P005-127	XAX144	A		444				

SECTION II A(1). LOGIC CONTROL UNIT WIRE LIST

COMPONENT P004-		CONNECTOR								
FROM	DIN	TO	SIGNAL	SEC	Y	COLOR	GROUP	ROUTE	REMARKS	NOTE
	169	P005-126	XAX145	A		333				
	170	P005-125	XAX146	B		222				
	171	P005-124	XAX147	A		111				
	172	P005-123	XAX148	A		000				
	173	P007-189	GAD1240			000				
	174	P007-151	ITB156			444				
	175	P007-150	ITB155			555				
	176	P007-149	ITB154			666				
	177	P007-148	ITB153			777				
	178	P007-147	ITB152			888				
	179	P007-146	ITB151			999				
	180	P007-145	ITB150			000				
	181	P007-144	ITB149			111				
	182	P007-143	ITB148			222				
	183	P007-113	ITB147			333				
	184	P007-112	ITB146			444				
	185	P007-111	ITB145			555				
	186	P007-110	ITB144			666				
	187	P007-109	ITB143			777				
	188	P007-108	ITB142			888				
	189	P007-107	ITB141			999				
	190	P005-244	SPR4190			999			SPARE WIRE	
	191	P005-202	BAC1300			555				
	192	P005-201	BAC1160			444				
	193	P005-200	AAO1150			333				
	194	P005-199	BAC1140			222				
	195	P005-198	BAC1130			111				
	196	P005-197	ATL201			000				

SECTION II A(1). LOGIC CONTROL UNIT WIRE LIST

COMPONENT	P004-	CONNECTOR		SEC	COLOR	GROUP	ROUTE	REMARKS	NOTE
FROM	DIN	TO	SIGNAL						
	197	P005-196	BAD1060		999				
	198	P005-195	AAD1050		888				
	199	P005-194	AAD1040		777				
	200	P005-193	AAD1020		666				
	201	P005-192	AAD1010	A	555				
	202	P005-191	AAD1000		444				
	203	P005-159	AAD5410		333				
	204	P005-158	AYR071	A	222				
	205	P005-157	FYR0150	P	111				
	206	P005-156	GYR0620		000				
	207	PC37-188	SPR4207		111			SPARE WIRE	
	208	P007-187	CAD1760		222				
	209	P007-186	CAD1750		333				
	210	P007-185	CAD1740		444				
	211	P007-184	CAD1730		555				
	212	P007-183	CAD1720		666				
	213	P007-182	BAD1710		777				
	214	P007-181	BAD1700		888				
	215	P007-180	BAD1670		999				
	216	P007-179	CAD1660		000				
	217	P007-178	BAD1650		111				
	218	P007-177	BAD1640		222				
	219	P007-176	BAD1630		333				
	220	P007-175	BAD1620		444				
	221	P007-174	BAD1610		555				
	222	P007-142	CAD1600		666				
	223	P007-141	BAD1270		777				
	224	P007-140	CAD1260		888				

SECTION II A(1). LOGIC CONTROL UNIT WIRE LIST

COMPONENT P004-		CONNECTOR								
FROM	PIN	TO	SIGNAL	SEC	NO	COLOR	GROUP	ROUTE	REMARKS	NOTE
	225	P007-139	6AD125*			999				
	226	P005-243	AAD110*			888				
	227	P005-242	KYX001			777				
	228	P005-241	CRE521* A			666				
	229	P005-240	KKA243			555				
	230	P005-239	KPA111* E			444				
	231	P005-238	SPR423*			333			SPARE WIRE	
	232	P005-237	KPA051*			222				
	233	P005-236	KMV011*			111				
	234	P005-235	CMV053*			000				
	235	P005-234	BF165*			999				
	236	P005-233	BKB032			888				
	237	P005-232	CKA025*			777				
	238	P005-231	BPA174*			666				
	239	P005-230	IPA155*			555				
	240	P005-229	AMA115* E			444				
	241	P005-228	AMA054*			333				
	242	P005-227	AMA053*			222				
	243	P005-226	KPA061*			111				
	244	P005-190	GPE123* B			000				

SECTION II A(1). LOGIC CONTROL UNIT WIRE LIST

COMPONENT P005-		CONNECTOR							REMARKS	NOTE
FROM	DIN	TO	SIGNAL	REG.	COLOR	GROUP	ROUTE			
J002-017	001		GTC900*		22T2000		TG019			
J002-032	002		GTC900		22T2		TG019			
	003									
	004									
J005-075	005		AKA123		24T2		TG021			
J005-076	006		GR0325	C	24T2000		TG021			
J005-082	007		AKA353		24T2		TG022			
J005-083	008		GR0324	A	24T2000		TG022			
	009	P008-007	AM2139*		24					
J004-099	010		GKT050*	B	24T2		TG005			
J004-100	011		GR0328	C	24T2000		TG005			
J004-005	012		XKS000*	C	24T2		TG004			
J004-006	013		GR0328	C	24T2000		TG004			
P004-116	014		GKT000*	B	22T2		TG023			
P004-117	015		GR0328	E	22T2000		TG023			
J005-079	016		XXX000*	C	24					
J004-073	017		LYR885*							
	018	PT-19	GR0330		22S1600					
	019	Y001-C03	GR0325	A	22S2000		SG001	6-18		
	020	P007-C55	NVB011*		006					
	021	P007-C19	NVB111*		111					
	022	P007-018	NVB211*		222					
	023	P007-C17	NVB321		333					
	024	P007-C16	NVC011*		444					
	025	P007-015	NVC111*		555					
	026	P007-014	NVC211*		666					
	027	P007-C13	NVC321		---					
	028	P007-C12	NVD011*		888					

SECTION II A(1). LOGIC CONTROL UNIT WIRE LIST

COMPONENT		CONNECTOR								
FROM	DIN	TO	SIGNAL	SEG	COLOR	GROUP	ROUTE	REMARKS	NOTE	
	029	P007-011	NVD111*		999					
	030	P007-013	NVD211*		000					
	031	P007-009	AVD321		111					
	032	P007-008	NVE011*		222					
	033	P007-007	NVE111*		333					
	034	P007-004	NVF211*		444					
	035	P007-005	AVE321		555					
	036	P007-004	NVF011*		666					
	037	P007-003	NVF111*		777					
	038	P007-002	NVF211*		888					
P002-072	039		NBC062*	A						
P002-038	040		NBC061*	B						
P002-037	041		ABC758*	A						
P002-036	042		KPB010*							
P002-035	043		GPB051*	B						
P002-034	044		APB052*							
P002-033	045		KYR023*							
	046									
P002-022	047		AKF123							
P002-030	048		ANC062*							
	049									
	050									
	051									
	052									
	053									
	054									
	055	Y001-002	GKA100*	2252		SG001				
	056	P007-009	IND041		006					

SECTION II A(1). LOGIC CONTROL UNIT WIRE LIST

COMPONENT		CONNECTOR							
FROM	PIN	TO	SIGNAL	SET	COLOR	GROUP	ROUTE	REMARKS	NOTE
	057	P007-088	IP0042		111				
	058	P007-087	AP0031*	A	222				
	059	P007-086	IAC239*		333				
	060	P007-054	AAL003	A	444				
	061	P007-053	AAL103*		555				
	062	P007-052	APV161*	B	666				
	063	P007-051	AVM029*		777				
	064	P007-050	AVM120*		888				
	065	P007-049	AVM121*		999				
	066	P007-048	AVM122*		000				
	067	P007-047	AVM123*		111				
	068	P007-046	AVM124*		222				
	069	P007-045	AVM125*		333				
	070	P007-044	AVM126*		444				
	071	P007-043	GVM230		555				
	072	P007-001	AVF321		999				
PC02-138	073		APB251*		000				
PC02-137	074		RPE051*		111				
PC02-136	075		RPT443*		222				
PC02-135	076		RPT041		333				
PC02-134	077		RPT041*		444				
PC02-133	078		APE011*		555				
PC02-132	079		GPC011*		666				
PC02-102	080		AP0311*		777				
PC02-101	081		AP0312*		888				
PC02-100	082		BPF092*		999				
PC02-099	083		CPB121		000				
PC02-098	084		RPT443		111				

SECTION II A(1). LOGIC CONTROL UNIT WIRE LIST

COMPONENT		P005-	CONNECTOR				GROUP	ROUTE	REMARKS	NOTE
FROM	PIN	TO	SIGNAL	REQ	COLOR					
P002-097	085		R9Y141		222					
	086									
	087									
	088									
	089									
P004-138	090		XAX131	A	000					
P004-137	091		XAX130	A	111					
P004-136	092		XAX129	A	222					
P004-135	093		XAX128	A	333					
P004-134	094		XAX127	A	444					
P004-133	095		CFM117*		555					
P004-132	096		KKB022	A	666					
P004-102	097		SVN022		777					
P004-101	098		ATB203*		888					
P004-100	099		KYX001*	B	999					
P004-099	100		PV.024*		000					
P004-098	101		ATL521*		111					
P004-097	102		CYR109*		222					
	103	P007-042	NVA011*		666					
	104	P007-041	NVA111*		777					
	105	P007-040	NVA211*		888					
	106	P007-039	AVA321		999					
P002-172	107		EPD607		000					
P002-171	108		KBD00E		111					
P002-170	109		FAA011	B	222					
P002-169	110		FAA012		333					
P002-168	111		FAA013		444					
P002-167	112		FAA014		555					

SECTION II A(1). LOGIC CONTROL UNIT WIRE LIST

COMPONENT P005-		CONNECTOR							
FROM	DIN	TO	SIGNAL	SEC	VALVE	GROUP	ROUTE	REMARKS	NOTE
P001-146	113		FA4015		666				
P001-130	114		XHX000°	A	22				
	115								
PC02-096	116		SPR2096		333			SPARE WIRE	
PC02-095	117		#PF451		444				
PC02-094	118		APLO21		555				
PC02-093	119		NVM061		666				
PC02-092	120		APB051°		777				
PC02-091	121		APR412°		888				
PC02-090	122		KPA110°		999				
PC04-172	123		XAX148	A	000				
PC04-171	124		XAX147		111				
PC04-170	125		XAX146	A	222				
PC04-169	126		XAX145	A	333				
PC04-168	127		XAX144	B	444				
PC04-167	128		XAX143	A	555				
PC04-166	129		JAX142	P	666				
PC01-114	130		XKS000°	A	22T2		TG002		
PC01-115	131		GRO328	A	22T2000		TG002		
PC04-096	132		ATL421°		333				
PC04-095	133		FVRO08°		444				
PC04-094	134		AVS021°	P	555				
PC04-093	135		CKF127°		666				
PC04-092	136		KTL501°	E	777				
PC04-091	137		GAD103°	C	888				
PC04-090	138		AVR100°		999				
PC02-206	139		KPC181		000				
PC02-205	140		KPC191		111				

SECTION II A(1). LOGIC CONTROL UNIT WIRE LIST

COMPONENT P005-		CONNECTOR		SIGNAL	REF	COLOR	GROUP	ROUTE	REMARKS	NOTE
FROM	DIN	TO								
P002-204	141		KPC192			222				
P002-203	142		KPC193			333				
P002-165	143		FBA016			777				
P002-164	144		FBA017			888				
P002-163	145		FBA018			999				
P002-162	146		FBA011			000				
P002-161	147		FBA012			111				
P002-160	148		FBA013			222				
P002-129	149		FBA014			333				
P002-128	150		FBA015			444				
P002-127	151		FBA016			555				
P002-126	152		FBA017			666				
P002-125	153		FBA018			777				
P002-124	154		KPA114			888				
P002-123	155		APB1310			999				
PC04-206	156		GYR0420			000				
PC04-205	157		FYR0150 P			111				
PC04-204	158		AYR071 B			222				
PC04-203	159		AD05410			333				
P004-165	160		XAX154 B			777				
PC04-164	161		XAX153 B			888				
P004-163	162		XAX152 B			999				
PC04-162	163		XAX141 B			000				
PC04-161	164		XAX140 P			111				
P004-160	165		XAX139 P			222				
PC04-129	166		XAX138 B			333				
PC04-128	167		XAX137 P			444				
PC04-127	168		XAX136 P			555				

SECTION II A(1). LOGIC CONTROL UNIT WIRE LIST

COMPONENT		P005-	CONNECTOR							
FROM	PIN	TO	SIGNAL	SEC	COL	GROUP	ROUTE	REMARKS	NOTE	
P004-126	169		XAX135	B			666			
PC04-125	170		XAX134	A			777			
PC04-124	171		XAX133	A			888			
P004-123	172		XAX132	A			999			
P002-244	173		GKA500°				000			
PC02-202	174		IPT461				444			
PC02-201	175		KPR231°				555			
PC02-200	176		APT741°				666			
P002-199	177		KPD211°				777			
PC02-198	178		CPT113°				888			
PC02-197	179		IPT132°				999			
P002-196	180		CPT111°				000			
PC02-195	181		IPB013				111			
P002-194	182		SPM001° A				222			
P002-193	183		APL113°				333			
P002-192	184		KRD001				444			
PC02-191	185		KRD002				555			
P002-190	186		KRD003				666			
P002-188	187		KRD004				777			
P002-187	188		KRD005				888			
PC02-186	189		KRD006				999			
PC04-244	190		GPE123° A				000			
PC04-202	191		AA0100°				444			
PC04-201	192		AA0101° A				555			
PC04-200	193		AA0102°				666			
PC04-199	194		AA0104°				777			
P004-198	195		AA0105°				888			
PC04-197	196		BA0106°				999			

SECTION II A(1). LOGIC CONTROL UNIT WIRE LIST

COMPONENT		P005-		CONNECTOR						
FROM	DIN	TO	SIGNAL	REQ	COLOR	GROUP	ROUTE	REMARKS	NOTE	
PC04-196	197		ATL201	A	000					
PC04-195	198		BA01130		111					
PC04-194	199		BA01140		222					
PC04-193	200		AA01150		333					
PC04-192	201		BA01160		444					
PC04-191	202		BA01300		555					
PC04-189	203		CA01530		666					
PC04-188	204		XAX151	0	777					
PC04-187	205		XAX150	A	888					
PC04-186	206		XAX149	B	999					
PC02-243	207		SPR2243		111			SPARE WIRE		
PC02-242	208		CP0091		222					
PC02-241	209		CP0063		333					
PC02-240	210		KPA1110	A	444					
PC02-239	211		APA1150	A	555					
PC02-238	212		CPR401		666					
PC02-237	213		IMP0010		777					
PC02-236	214		KYX0010	A	888					
PC02-235	215		BM0C390		999					
PC02-234	216		KPA071		000					
PC02-233	217		KPC03050	B	111					
PC02-232	218		SPF112	A	222					
PC02-231	219		APF361	B	333					
PC02-230	220		KPC121		444					
PC02-229	221		KPC131		555					
PC02-228	222		KPC141		666					
PC02-227	223		KPC151		777					
PC02-226	224		KPC161		888					

SECTION II A(1). LOGIC CONTROL UNIT WIRE LIST

COMPONENT		P005-		CONNECTOR						
FROM	DIN	TO	SIGNAL	SEC	COLOR	GROUP	ROUTE	REMARKS	NOTE	
PC02-190	225		KPC171		999					
PC04-249	226		KPA0610		111					
PC04-242	227		APA0530		222					
PC04-241	228		APA0540		333					
PC04-240	229		APA1150 B		444					
PC04-239	230		INA1550		555					
PC04-238	231		BPA1740		666					
PC04-237	232		CXA0250		777					
PC04-236	233		BK0032		888					
PC04-235	234		BPA1650		999					
PC04-234	235		CPV0530		000					
PC04-233	236		KPV0110		111					
PC04-232	237		AMA0510		222					
PC04-231	238		SPR4231		333			SPARE WIRE		
PC04-230	239		KPA1110 P		444					
PC04-229	240		IRA243		555					
PC04-228	241		CRE5210 B		666					
PC04-227	242		KVK001		777					
PC04-226	243		AAC1100		888					
PC04-19C	244		SPR4190		999			SPARE WIRE		

SECTION II A(1). LOGIC CONTROL UNIT WIRE LIST

COMPONENT		CONNECTOR								
FROM	PIN	TO	SIGNAL	SEC	COLOR	GROUP	ROUTE	REMARKS	NCTF	
E006----	001		SKA018*	P	22					
E007----	002		GR0316	E	22					
	003									
	004									
	005									
	006									
	007									
	008									
	009									
	010									
	011									
	012									
	013									
	014									
	015									
	016									
	017									
	018									
	019									
J098----	020		AKA343*	E	22T2999		T6024			
J097----	021		GR0324	E	22T2000		T6024			
J100----	022		IKA038*		22T2999		T6025			
J101----	023		GR0325	C	22T2000		T6025			
J103----	024		XK5000*	C	22T2999		T6026			
J102----	025		GR0328	F	22T2000		T6026			
J105----	026		CKT000*	C	22T2999		T6027			
J106----	027		GR0321	G	22T2000		T6027			
J108----	028		KKA112*		22T2999		T6028			

SECTION II A(1). LOGIC CONTROL UNIT WIRE LIST

COMPONENT		P006-	CONNECTOR							
FROM	PIN	TO	SIGNAL	SEC	COLOR	GROUP	ROUTE	REMARKS	NOTE	
J107----	029		GRO327		22T2000	TG020				
J110----	030		AKA108		22T2999	TG020				
J111----	031		GRO325	£	22T2000	TG020				
	032									
	033									
	034									
	035									
	036									
	037									
	038									
J006-017	039		GUC900*		22T2000	TG020				
J006-032	040		GLC900		22T2	TG020				
J009-019	041		GTC001*		111					
J009-020	042		GU1600*		222					
	043									
J009-076	044		GRA041*		333					
J009-077	045		GTT000*		444					
J009-078	046		GU1999*		555					
J009-079	047		CLS601*		666					
J009-024	048		GU1000		777					
J010-038	049		GTC013*		888					
J010-045	050		GTW001*		999					
	051									
	052									
	053									
	054									
	055									
J112-173	056		SVF001*		999					

SECTION II A(1). LOGIC CONTROL UNIT WIRE LIST

COMPONENT		P006-	CONNECTOR							
FROM	DIN	TO	SIGNAL	SEC	COLOR	GROUP	ROUTE	REMARKS	NOTE	
J112-207	057		SVM002*		088					
J112-208	058		SVM003*		777					
J112-209	059		SVM004*		666					
J112-210	060		SVM005*		555					
J112-211	061		SVM006*		444					
J112-212	062		SVM007*		333					
J112-213	063		SVM008*		222					
J112-214	064		SVM009*		111					
J112-215	065		SVM100*		000					
J112-216	066		SVM101*		999					
J112-217	067		SVM102*		888					
J112-218	068		SVM103*		777					
J112-219	069		SVM104*		666					
J112-220	070		SVM105*		555					
J112-221	071		SVM106*		444					
	072									
J002-026	073		CLX304*		000					
J002-013	074		CLX300*		111					
J002-028	075		CLX301*		222					
J002-011	076		CLX302*		333					
J002-029	077		CLX303*		444					
J002-040	078		CLX309*		555					
J002-035	079		CLX306*		666					
J002-021	080		CLX305*		777					
J002-047	081		CLX307*		888					
J002-039	082		CLX308*		999					
J002-030	083		SVM335*		000					
J002-025	084		AKA21.*		111					

SECTION II A(1). LOGIC CONTROL UNIT WIRE LIST

COMPONENT	P006-	CONNECTOR									
			FROM	PIN	TO	SIGNAL	SEC	COLOR	GROUP	ROUTE	REMARKS
	085										
	086										
	087										
	088										
	089										
J112-139	090	SKA001*					999				
J112-140	091	SKA002*					888				
J112-141	092	SKA003*					777				
J112-142	093	SKA004*					666				
J112-174	094	GRD325	e				555				
J112-175	095	SKA005*					444				
J112-176	096	SKA006*					333				
J112-177	097	SKA007*					222				
J112-178	098	SFD204*					111				
J112-179	099	SKD203*					000				
J112-180	100	SKD202*					999				
J112-181	101	SKD201*					888				
J112-182	102	SKD104*					777				
J112-222	103	SVW107*					333				
J112-223	104	SVW108*					222				
J112-224	105	GPC318					111				
J112-225	106	SKA010*					000				
JC04-097	107	AA0003*					000				
JC04-098	108	IPJ096*					111				
JC05-016	109	IPJ192*					222				
J005-017	110	IPJ137*					333				
J005-018	111	AET030*					444				
J005-019	112	AEC317*					555				

SECTION II A(1). LOGIC CONTROL UNIT WIRE LIST

COMPONENT		CONNECTOR								
FROM	PIN	TO	SIGNAL	SEG	COLOR	GROUP	ROUTE	REMARKS	NOTE	
JC05-020	113		IEC355*		666					
P004-130	114		IKK000* B	22						
	115									
	116									
	117									
	118									
	119									
	120									
	121									
	122									
J112-107	123		SKF001		999					
J112-108	124		GR0308		888					
J112-109	125		SKF002		777					
J112-110	126		SKA009		666					
J112-111	127		IKF212* A		555					
J112-112	128		IKF212* B		444					
J112-113	129		IKF212* C		333					
P004-114	130		IKS000* B	2212		TG003				
P004-115	131		GR0328	B 2212000		TG003				
J112-183	132		SKD103*		666					
J112-184	133		SKD102*		555					
J112-185	134		SKD101*		444					
J112-186	135		SKD004*		333					
J112-187	136		SKD003*		222					
J112-188	137		SKD002*		111					
J112-189	138		SKD001*		000					
J004-043	139		IAR024*		000					
J004-044	140		IPV091*		111					

SECTION II A(1). LOGIC CONTROL UNIT WIRE LIST

COMPONENT		P006-		CONNECTOR							
FROM	PIN	TO	SIGNAL	SEG	A	B	COLOR	GROUP	ROUTE	REMARKS	NOTE
J004-045	141		APV161*	B			222				
J004-046	142		INC032*				333				
J005-021	143		AEC318*				777				
J005-008	144		IYK004*				888				
J005-007	145		IYK503*				999				
J004-001	146		CPF203*				000				
J004-002	147		IMV191*				111				
J005-077	148		GPE123* B				222				
J005-002	149		IMB135*								
J005-001	150		KYX001* C								
J004-091	151		AYR081*								
J004-084	152		NYK012*								
	153										
	154										
	155										
	156										
	157										
	158										
	159										
J112-143	160		SPR6160				222			SPARE WIRE	
J112-144	161		SPR6161				111			SPARE WIRE	
J112-145	162		SPR6162				000			SPARE WIRE	
J112-146	163		SPR6163				999			SPARE WIRE	
J112-147	164		SPR6164				888			SPARE WIRE	
J112-148	165		SPR6165				777			SPARE WIRE	
J112-149	166		SPR6166				666			SPARE WIRE	
J112-150	167		SPR6167				555			SPARE WIRE	
J112-151	168		SPR6168				444			SPARE WIRE	

SECTION II A(1). LOGIC CONTROL UNIT WIRE LIST

COMPONENT P006-		CONNECTOR							
FROM	DIN	TO	SIGNAL	SEC	COLOR	GROUP	ROUTE	REMARKS	NOTE
J112-152	169		SPR6169		333			SPARE WIRE	
J112-153	170		SPR6170		222			SPARE WIRE	
J112-154	171		SPR6171		111			SPARE WIRE	
J112-155	172		SPR6172		000			SPARE WIRE	
	173								
J004-047	174		IRA1110		444				
J004-048	175		GVM5500		555				
J004-049	176		GVM5510		666				
J004-050	177		AVW0240		777				
J004-051	178		JVM5520		888				
J004-052	179		IYR310		999				
J004-053	180		IAS1320		000				
J004-054	181		AAT1410		111				
J004-055	182		XAX120		222				
J004-056	183		XAX125		333				
J004-057	184		XAX124		444				
J004-058	185		XAX123		555				
J004-093	186		GVR121	P	666				
J004-094	187		AVK221	P	777				
J004-095	188		CVL021	P	888				
J004-096	189		CVL121	P	999				
	190	P006-225	NVG0110		000				
	191								
	192								
	193								
	194								
	195								
	196								

SECTION II A(1). LOGIC CONTROL UNIT WIRE LIT

COMPONENT FROM	P006- PIN	CONNECTOR								
		TO	SIGNAL	SEC	COLOR	GROUP	ROUTE	REMARKS	NOTE	
	197									
	198									
	199									
	200									
	201									
	202									
	203									
	204	P008-C09	IKK531	22						
	205	P008-008	IAC330*	P 22						
	206	P008-C06	IVL221	22						
J082----	207		AKA015							
J083----	208		KKE426							
J084----	209		IKK322							
J085----	210		KKF033*							
J086----	211		CM8074							
J087----	212		APA115* C							
J088----	213		KK8022 E							
J089----	214		CVM603							
J090----	215		KMVO11							
J091----	216		AMV082							
J092----	217		KPA152*							
J093----	218		CKE521* P							
J094----	219		SPTP12							RESERVE TP
J095----	220		SPTP13							RESERVE TP
J096----	221		SPTP14							RESERVE TP
	222									
	223									
	224									

SECTION II A(1). LOGIC CONTROL UNIT WIRE LIST

COMPONENT FROM	P006-		CONNECTOR								
	DIN	TO	SIGNAL	REF	Y	Z	COLOR	GROUP	ROUTE	REMARKS	NOTE
	225										
	226	P008-224	NVG111°				111				
	227	P008-223	NVG211°				222				
	228	P008-222	GVG321				333				
	229	P008-221	NVW011°				444				
	230	P008-220	NVW111°				555				
	231	P008-219	NVW211°				666				
	232	P008-218	IVW312				777				
	233	P008-217	AVJ011°				888				
	234	P008-216	AVJ111°				999				
	235	P008-215	NVJ211°				000				
	236	P008-214	IVW311				111				
	237	P008-213	NVK011°				222				
	238	P008-212	GVR121	A			333				
	239	P008-211	AVR221	A			444				
	240	P008-210	IVW310				555				
	241	P008-209	CVL021	A			666				
	242	P008-208	CVL121	A			777				
	243	P008-207	AKA343°	A			888				
	244	P008-173	AUT114				999				

SECTION II A(1). LOGIC CONTROL UNIT WIRE LIST

COMPONENT		POUT-		CONNECTOR						
FROM	DIN	TO	SIGNAL	NO.	COLOR	GROUP	ROUTE	REMARKS	NOTE	
PC05-072	001		AVF32A		999					
PC05-030	002		NVF2110		888					
PC05-037	003		NVF1110		777					
PC05-034	004		NVF0110		666					
PC05-035	005		AVE321		555					
PC05-034	006		NVE2110		444					
PC05-033	007		NVE1110		333					
PC05-032	008		NVE0110		222					
PC05-031	009		AV0321		111					
PC05-030	010		NVC2110		000					
PC05-029	011		NVC1110		999					
PC05-028	012		NVC0110		888					
PC05-027	013		AVC321		777					
PC05-026	014		NVC2110		666					
PC05-025	015		NVC1110		555					
PC05-024	016		NVC0110		444					
PC05-023	017		AVB321		333					
PC05-022	018		NVB2110		222					
PC05-021	019		NVB1110		111					
JC08-061	020		CUP011		000					
JC08-062	021		CUP012		111					
JC08-063	022		CLP013		222					
JC08-064	023		CUP014		333					
JC08-065	024		CUP015		444					
JC08-066	025		CUA011		555					
JC08-067	026		QUA012		666					
JC08-068	027		QUA013		777					
JC08-069	028		CUA014		888					

SECTION II A(1). LOGIC CONTROL UNIT WIRE LIST

COMPONENT P007-		CONNECTOR								
FROM	DIN	TO	SIGNAL	SEC	COL	GROUP	ROUTE	REMARKS	NOTE	
JC08-070	029		GUA015						999	
JC08-071	030		GUA016						000	
JC08-072	031		GUA017						111	
JC08-073	032		GUA018						222	
JC08-074	033		GUA019						333	
JC08-075	034		GUA020						444	
JC08-076	035		GUA021						555	
JC08-077	036		GUA022						666	
JC08-078	037		GUA023						777	
JC08-079	038		GUA024						888	
PC05-104	039		AVA321						999	
PC05-105	040		NVA211°						888	
PC05-104	041		NVA111°						777	
PC05-103	042		NVA011°						666	
PC05-071	043		GVP230						555	
PC05-070	044		AVW124°						444	
PC05-069	045		AVW125°						333	
PC05-068	046		AVW124°						222	
PC05-067	047		AVW123°						111	
PC05-066	048		AVW122°						000	
PC05-065	049		AVW121°						999	
PC05-064	050		AVW120°						888	
PC05-063	051		AVW029°						777	
PC05-062	052		AVW161°						666	
PC05-061	053		AAL103°						555	
PC05-060	054		AAL003						444	
PC05-020	055		NVB011°						000	
JC08-041	056		CU1005						000	

SECTION II A(1). LOGIC CONTROL UNIT WIRE LIST

COMPONENT FROM	POOT- PIN	TO	CONNECTOR				REMARKS	NO
			SIGNAL	SEC	COLOR	GROUP		
J008-042	057		QUR000*		111			
J008-043	058		QUR001*		222			
J008-044	059		QUR002*		333			
J008-045	060		QUR003*		444			
J008-046	061		QUR004*		555			
J008-047	062		QUR005*		666			
J008-048	063		QUR006*		777			
J008-049	064		QUR007*		888			
J008-050	065		QUR008*		999			
J008-051	066		QUP001		000			
J008-052	067		QUP002		111			
J008-053	068		QUP003		222			
J008-054	069		QUP004		333			
J008-055	070		QUP005		444			
J008-056	071		QUP006		555			
J008-080	072		QUA025		999			
PC04-155	073		ITB161		999			
PC04-154	074		ITB162		888			
PC04-153	075		ITB163		777			
PC04-152	076		ITB164		666			
PC04-151	077		ITB165		555			
PC04-150	078		ITB166		444			
PC04-149	079		ITB167		333			
PC04-148	080		ATB168		222			
PC04-147	081		QUT095 A		111			
PC04-146	082		SPR414c		C70		SPARE WIRE	
PC04-145	083		ATB225*		999			
PC04-144	084		GVT112* I		888			

SECTION II A(1). LOGIC CONTROL UNIT WIRE LIST

COMPONENT		POOT-	CONNECTOR				GROUP	ROUTE	REMARKS	NOTE
FROM	PIN	TO	SIGNAL	DEF	COLOR					
P004-143	085		AAL003	P	777					
P005-059	086		IAC2390		333					
P005-058	087		AP00310	A	222					
PC05-057	088		IP0042		111					
PC05-056	089		IK0041		000					
JC08-021	090		QU00510		000					
J008-022	091		QU00520		111					
JC08-023	092		QU00530		222					
J008-024	093		QU00540		333					
J008-025	094		QU00550		444					
J008-026	095		QU00560		555					
J008-027	096		QU00570		666					
J008-028	097		QU00580		777					
JC08-029	098		GUA001		888					
JC08-030	099		GUA002		999					
JC08-031	100		GUA003		000					
JC08-032	101		QUE001		111					
J008-033	102		QUE002		222					
JC08-057	103		QUP007		666					
J008-058	104		QUP008		777					
J008-059	105		QUP009		888					
J008-060	106		QUP010		999					
PC04-189	107		ITB141		999					
PC04-188	108		ITB142		888					
PC04-187	109		ITB143		777					
PC04-186	110		ITB144		666					
PC04-185	111		ITB145		555					
PC04-184	112		ITB146		444					

SECTION II A(1). LOGIC CONTROL UNIT WIRE LIST

COMPONENT		P007-		CONNECTOR						
FROM	DIN	TO	SIGNAL	SEC	COLOR	GROUP	ROUTE	REMARKS	NOTE	
P004-103	113		IT0147		333					
	114									
	115									
P004-113	116		FVR011°		666					
P004-112	117		FVR006°		555					
P004-111	118		FVR107°		444					
P004-110	119		FVR004°		333					
P004-109	120		FVR012°		222					
P004-108	121		AVR101°		111					
P004-107	122		SJR4107		000			SPARE WIRE		
J008-001	123		GUD031°		000					
J008-002	124		GUD032°		111					
J008-003	125		GUD033°		222					
J008-004	126		GUD034°		333					
J008-005	127		GUD035°		444					
J008-006	128		GUD036°		555					
J008-007	129		GUD037°		666					
	130									
	131									
J008-034	132		GUE003		333					
J008-035	133		GUE004		444					
J008-036	134		GUE005		555					
J008-037	135		GUE001		666					
J008-038	136		GUE002		777					
J008-039	137		GUE003		888					
J008-040	138		GUE004		999					
P004-225	139		CA0125°		999					
P004-226	140		CA0126°		888					

SECTION II A(1). LOGIC CONTROL UNIT WIRE LIST

COMPONENT		P007-		CONNECTOR						
FROM	TO	PHI	TO	SIGNAL	REQ	COLOR	GROUP	ROUTE	REMARKS	NOTE
J005-049		197		CUX128		000				
J005-050		198		IUA131		111				
J005-051		199		IUA132		222				
J005-052		200		IUA133		333				
J005-053		201		IUA134		444				
J005-054		202		IUA135		555				
J005-055		203		IUA136		666				
J005-056		204		IUA137		777				
J005-057		205		IUA138		888				
J005-058		206		IUA139		999				
J063----		207		AK0031*						
J064----		208		AP0032*						
J065----		209		IAR131						
J066----		210		MAC030						
J067----		211		CAC041						
J068----		212		CAC139						
J069----		213		MAC020						
J070----		214		GAC012						
J071----		215		GAC009						
J072----		216		SPT002					RESERVE TP	
J073----		217		SPT003					RESERVE TP	
J074----		218		SPT004					RESERVE TP	
J075----		219		SPT005					RESERVE TP	
J076----		220		SPT006					RESERVE TP	
J077----		221		SPT007					RESERVE TP	
J078----		222		SPT008					RESERVE TP	
J079----		223		SPT009					RESERVE TP	

SECTION II A(1). LOGIC CONTROL UNIT WIRE LIST

COMPONENT		POOT-	CONNECTOR							
FROM	DIN	TO	SIGNAL	SEC	COLOR	GROUP	ROUTE	REMARKS	NOTE	
J001----	225		SPT11					RESERVE TP		
J004-060	226		IAR121°		111					
J004-061	227		IAR039°		222					
J005-022	228		CUX101		333					
J005-023	229		CUX102		444					
J005-024	230		GUX103		555					
J005-025	231		CUX104		666					
J005-026	232		CUX105		777					
J005-027	233		GUX106		888					
J005-028	234		CUX107		999					
J005-029	235		CUX108		000					
J005-030	236		GUX109		111					
J005-031	237		CUX110		222					
J005-032	238		CUX111		333					
J005-033	239		GUX112		444					
J005-034	240		CUX113		555					
J005-035	241		CUX114		666					
J005-036	242		CUX115		777					
J005-037	243		CUX116		888					
J005-038	244		GUX117		999					

SECTION II A(1). LOGIC CONTROL UNIT WIRE LIST

COMPONENT		POSS-	CONNECTOR				GROUP	ROUTE	REMARKS	NOTE
FROM	DIN	TO	SIGNAL	SEC	COLOR					
P004-079	001		FYR015*	B	24					
P004-080	002		FYR005*		24					
P004-081	003		FYR013*		24					
P004-082	004		FYR014*		24					
P004-083	005		FYR010*		24					
P006-206	006		IVL221		22					
P005-009	007		AMB139*		24					
P006-205	008		IAC330*	B	22					
P006-204	009		IKE531		22					
	010	W04C----	PZP004	C						
	011	W04C----	PZP004	C						
	012	W04C----	PZPC04	E						
	013									
J005-059	014		IUA140		24					
J005-094	015		AAD004*		24					
J005-095	016		AFC311*		24					
	017									
	018	W04B----	PZG004B	H	22					
	019	W04B----	PZG004B	I	22					
J007-042	020		GUM040*		000					
J007-043	021		GUM041		111					
J007-044	022		GUM042*		222					
J007-045	023		GUM043*		333					
J007-046	024		GUM044		444					
J007-047	025		GUM045		555					
J007-048	026		GUM046		666					
J011-054	027		CUB012		777					
J011-055	028		CUB012		888					

SECTION II A(1). LOGIC CONTROL UNIT WIRE LIST

COMPONENT		POOR-	CONNECTOR							
FROM	FIN	TO	SIGNAL	GROUP	ROUTE	COLOR	GROUP	ROUTE	REMARKS	NOTE
J011-056	029		GUB014			999				
J011-057	030		GUB015			000				
J011-058	031		GUB016			111				
J011-059	032		GUB017			222				
J011-060	033		GUB018			333				
J011-061	034		GUB019			444				
J011-062	035		GUB020			555				
J011-063	036		GUB021			666				
J011-064	037		GUB022			777				
J011-065	038		GUB023			888				
J113-190	039		DVC035*			000				
J113-226	040		DVC036*			111				
J113-227	041		DVC031*			222				
J113-228	042		DVB033*			333				
J113-229	043		DVB037*			444				
J113-230	044		DVB032*			555				
J113-231	045		DVB034*			666				
J113-232	046		DVB035*			777				
J113-233	047		DVB036*			888				
J113-234	048		DVB031*			999				
J113-235	049		DVA033*			000				
J113-236	050		DVA037*			111				
J113-237	051		DVA032*			222				
J113-238	052		DVA034*			333				
J113-239	053		DVA035*			444				
J113-240	054		DVA036*			555				
	055	W04E----	PZG004F	J 27						
J007-027	056		GUB014			000				

SECTION II A(1). LOGIC CONTROL UNIT WIRE LIST

COMPONENT		P008-	CONNECTOR							
FROM	PIN	TO	SIGNAL	SEC	NO	COLOR	GROUP	ROUTE	REMARKS	NOTE
P004-079	001		FYR0150	A						24
P004-080	002		FYR0050							24
P004-081	003		FYR0130							24
P004-082	004		FYR0140							24
P004-083	005		FYR0100							24
PC06-206	006		IVL221							22
FC05-009	007		AMB1390							24
P006-205	008		IAC3300	B						22
P006-204	009		IKE531							22
	010	W04C----	PZP004							C
	011	W04C----	PZP004							C
	012	W04C----	PZP004							E
	013									
J005-059	014		IUA140							24
J005-094	015		AAD0040							24
J005-095	016		AEC3110							24
	017									
	018	W04B----	PZG004B	H						22
	019	W04B----	PZG004B	I						22
J007-042	020		GUM0400							000
J007-043	021		GUM041							111
J007-044	022		GUM0420							222
J007-045	023		GUM0430							333
J007-046	024		GUM044							444
J007-047	025		GUM045							555
J007-048	026		GUM046							666
J011-054	027		GUB012							777
J011-055	028		GUB012							888

SECTION II A(1). LOGIC CONTROL UNIT WIRE LIST

COMPONENT		POOR-	CONNECTOR							
FROM	FIN	TO	SIGNAL	SEC	COLOR	GROUP	ROUTE	REMARKS	NOTE	
J011-056	029		GUB014		999					
J011-057	030		GUB015		000					
J011-058	031		GUB016		111					
J011-059	032		GUB017		222					
J011-060	033		GUB018		333					
J011-061	034		GUB019		444					
J011-062	035		GUB020		555					
J011-063	036		GUB021		666					
J011-064	037		GUB022		777					
J011-065	038		GUB023		888					
J113-190	039		DVC035*		000					
J113-226	040		DVC036*		111					
J113-227	041		DVC031*		222					
J113-228	042		DVB033*		333					
J113-229	043		DVB037*		444					
J113-230	044		DVB032*		555					
J113-231	045		DVB034*		666					
J113-232	046		DVB035*		777					
J113-233	047		DVB036*		888					
J113-234	048		DVB031*		999					
J113-235	049		DVA033*		000					
J113-236	050		DVA037*		111					
J113-237	051		DVA032*		222					
J113-238	052		DVA034*		333					
J113-239	053		DVA035*		444					
J113-240	054		DVA036*		555					
	055	W04E----	PZG004F	J 27						
J007-027	056		CUM031		000					

SECTION II A(1). LOGIC CONTROL UNIT WIRE LIST

COMPONENT		POOR-	CONNECTOR							
FROM	DIN	TO	SIGNAL	REG	COLSE	GROUP	ROUTE	REMARKS	NOTE	
J007-028	057		GUM034					111		
J007-029	058		GUM035					222		
J007-030	059		GUM036					333		
J007-031	060		GUM037					444		
J007-032	061		GUM038					555		
J007-057	062		GUM047*					666		
J011-023	063		GUM023					777		
J011-024	064		GUM024					888		
J011-043	065		GUB001					999		
J011-044	066		GUB002					000		
J011-045	067		GUB003					111		
J011-046	068		GUB004					222		
J011-047	069		GUB005					333		
J011-048	070		GUB006					444		
J011-049	071		GUB007					555		
	072		SPR072					999	2	
J113-156	073		DVF036*					000		
J113-157	074		DVF031*					111		
J113-158	075		DVE030*					222		
J113-159	076		DVE037*					333		
J113-191	077		DVE032*					444		
J113-192	078		DVE034*					555		
J113-193	079		DVE035*					666		
J113-194	080		DVE036*					777		
J113-195	081		DVE031*					888		
J113-196	082		DVE033*					999		
J113-197	083		DVE037*					000		
J113-198	084		DVE032*					111		

SECTION II A(1). LOGIC CONTROL UNIT WIRE LIST

COMPONENT P008-		CONNECTOR								
FROM	PIN	TO	SIGNAL	SEC	Y	COLOR	GROUP	ROUTE	REMARKS	NOTE
J113-199	085		DVDO34*			222				
J113-241	086		DVA031*			666				
J113-242	087		SPR0087			777			SPARE WIRE	
J113-243	088		SPR0088			888			SPARE WIRE	
J113-244	089		SPR0089			999			SPARE WIRE	
JC07-011	090		CUW025			000				
JC07-012	091		CUW026			111				
JC07-013	092		CUW027			222				
JC07-014	093		CUW028			333				
JC07-015	094		CUW029			444				
JC07-016	095		CUW030			555				
JC07-017	096		CUW031			666				
JC07-018	097		CUW032			777				
J011-002	098		CUW011			888				
J011-003	099		CUW012			999				
J011-004	100		CUW013			000				
J011-005	101		CUW014			111				
J011-006	102		CUW015			222				
J011-050	103		CUW008			666				
J011-051	104		CUW009			777				
J011-052	105		CUW010			888				
J011-053	106		CUW011			999				
J113-123	107		EVJ031*			000				
J113-124	108		DVW033*			111				
J113-125	109		DVW037*			222				
J113-126	110		EVW032*			333				
J113-127	111		DVW034*			444				
J113-128	112		DVW035*			555				

SECTION II A(1). LOGIC CONTROL UNIT WIRE LIST

COMPONENT		PODS-	CONNECTOR							
FROM	DIN	TO	SIGNAL	SEC	COLOR	GROUP	ROUTE	REMARKS	NOTE	
J113-129	113		DVM036*		666					
	114									
	115									
J113-200	116		EVD035*		333					
J113-201	117		EVD036*		444					
J113-202	118		EVD031*		555					
J113-203	119		EVC033*		666					
J113-204	120		EVC037*		777					
J113-205	121		EVC032*		888					
J113-206	122		EVC034*		999					
J006-004	123		GUB027		000					
J006-005	124		GUB028		111					
J010-052	125		GUT014*		222					
J010-054	126		GUT003		333					
J010-055	127		GUT016		444					
J010-056	128		GUT017*		555					
J010-057	129		GUT008		666					
	130									
	131									
J011-007	132		GUM016		333					
J011-008	133		GUM017		444					
J011-009	134		GUM018		555					
J011-019	135		GUM019		666					
J011-020	136		GUM020		777					
J011-021	137		GUM021		888					
J011-022	138		GUM022		999					
J113-090	139		EVL033*		000					
J113-091	140		EVL037*		111					

SECTION II A(1). LOGIC CONTROL UNIT WIRE LIST

COMPONENT		P008-	CONNECTOR							
FROM	PIN	TO	SIGNAL	SEC	COLOR	GROUP	ROUTE	REMARKS	NOTE	
J113-092	141		DVLO32*		222					
J113-093	142		DVLO34*		333					
J113-160	143		DVHO31*		777					
J113-161	144		DVGO33*		888					
J113-162	145		DVGO37*		999					
J113-163	146		DVGO32*		000					
J113-164	147		DVGO34*		111					
J113-165	148		DVGO35*		222					
J113-166	149		DVGO36*		333					
J113-167	150		DVGO31*		444					
J113-168	151		DVFO33*		555					
J113-169	152		DVFO37*		666					
J113-170	153		DVFO32*		777					
J113-171	154		DVFO34*		888					
J113-172	155		DVFO35*		999					
J006-001	156		CLB024		000					
J006-002	157		CLB025		111					
J006-003	158		CLB026		222					
J010-001	159		XTC101		333					
J010-058	160		CLT009		777					
J010-059	161		CLT006*		888					
J010-060	162		CLT001*		999					
J010-061	163		CLT007		000					
J010-062	164		CLT018*		111					
J010-063	165		CLT019*		222					
J010-064	166		CLT020*		333					
	167		SPR0167		444					
	168		SPR0168		555					

SECTION II A(1). LOGIC CONTROL UNIT WIRE LIST

COMPONENT FROM	POOR- DIN	TO	CONNECTOR		COLOR	GROUP	ROUTE	REMARKS	NOTE
			SIGNAL	REF.					
	169		SPR0169		666				2
	170		SPR0170		777				2
	171		SPR0171		888				2
	172		SPR0172		999				2
PO06-244	173		AUT114		999				
J113-094	174		DVL035°		444				
J113-095	175		DVL036°		555				
J113-096	176		DVL031°		666				
J113-097	177		DVK033°		777				
J113-098	178		DVK037°		888				
J113-099	179		DVK032°		999				
J113-100	180		DVK034°		000				
J113-101	181		DVK035°		111				
J113-102	182		DVK036°		222				
J113-132	183		DVK031°		333				
J113-133	184		DVJ033°		444				
J113-134	185		DVJ037°		555				
J113-135	186		DVJ032°		666				
J113-136	187		DVJ034°		777				
J113-137	188		DVJ035°		888				
J113-138	189		DVJ036°		999				
J009-046	190		GUT011		000				
J010-002	191		XTD102		444				
J010-003	192		XTD103		555				
J010-004	193		XTD104°		666				
J010-041	194		GUT004°		777				
J010-042	195		GUT010		888				
J010-046	196		GUT011		999				

SECTION II A(1). LOGIC CONTROL UNIT WIRE LIST

COMPONENT P006-		CONNECTOR								
FROM	PIN	TO	SIGNAL	SEC	COLOR	GROUP	ROUTE	REMARKS	NOTE	
J010-047	197		CLT012		000					
J010-049	198		GUT013*		111					
J010-050	199		GUT002*		222					
J010-051	200		GUT005*		333					
	201		SPR0201		444				2	
	202		SPR0202		555				2	
	203		SPR0203		666				2	
	204		SPR0204		777				2	
	205		SPR0205		888				2	
	206		SPR0206		999				2	
P006-243	207		AKA343*	A	000					
P006-242	208		CVL121	A	777					
P006-241	209		CVL021	A	666					
P006-240	210		IVN310		555					
P006-239	211		AVK221	A	444					
P006-238	212		GVW121	A	333					
P006-237	213		NVK011*		222					
P006-236	214		IVN311		111					
P006-235	215		NVJ211*		000					
P006-234	216		NVJ111*		999					
P006-233	217		NVJ011*		888					
P006-232	218		IVN312		777					
P006-231	219		NVH211*		666					
P006-230	220		NVH111*		555					
P006-229	221		NVH011*		444					
P006-228	222		CVG321		333					
P006-227	223		NVG211*		222					
P006-226	224		NVG111*		111					

SECTION II A(1). LOGIC CONTROL UNIT WIRE LIST

COMPONENT POSS-		CONNECTOR							
FROM	DIN	TO	SIGNAL	SEC	COLOR	GROUP	ROUTE	REMARKS	NOTE
P00c-190	225		NVG011*		000				
J009-047	226		GUI012		111				
J009-048	227		GUI013		222				
J009-049	228		GUI014		333				
J009-050	229		GUS001		444				
J009-051	230		GUS002		555				
J009-052	231		GUS003		666				
J009-053	232		GUS004		777				
J009-064	233		GUA031*		888				
J009-065	234		GUA032*		999				
J009-066	235		GUA033*		000				
J009-067	236		GUA034*		111				
J009-068	237		GUA035*		222				
J009-069	238		GUA036*		333				
J009-070	239		GUA037*		444				
J009-071	240		GUA038*		555				
J009-072	241		GUA039*		666				
J009-073	242		GUA040*		777				
J009-063	243		GUT051		888				
J009-023	244		GUT052		999				

SECTION II A(1). LOGIC CONTROL UNIT WIRE LIST

COMPONENT 5001-		SWITCH								
FROM	DIN	TO	SIGNAL	REQ	COLOR	GROUP	ROUTE	REMARKS	NOTE	
E007----	C		GR0316	A 22						
E008----	NC		SKA008	B 22				PANEL OUT		
E006----	NO		SKA018*	A 22						

SECTION II A(1). LOGIC CONTROL UNIT WIRE LIST

COMPONENT TO1A-		TERMINAL BOARD								
FROM	DIN	TO	SIGNAL	SEC	COLOR	GROUP	ROUTE	REMARKS	NOTE	
P004-122	001		PZP005	T 22					3	
J002-001	002		PZR0201	E 22					3	
J002-010	002		PZR0201	C 22					3	
J113-024	003		PZP0201	E 22					3	
J113-025	003		PZP0201	C 22					3	
J113-026	004		PZ0001	A 22					3	
J113-027	005		PZP020A	E 22					3	
J113-028	005		PZP020A	C 22					3	

SECTION II A(1). LOGIC CONTROL UNIT WIRE LIST

COMPONENT		TERMINAL BOARD								
FROM	DIN	TO	SIGNAL	SEC	COLOR	GROUP	ROUTE	REMARKS	NOTE	
J002-000	001		PZP005	R 22					3	
J005-011	001		PZP005	S 22					3	
J003- A	002		PZR0201	A 16					4	
J003- B	003		PZP0201	A 16					4	
J003- W	004		PZ0001	B 16					4	
J003- X	005		PZP020A	A 16					4	

SECTION II A(1). LOGIC CONTROL UNIT WIRE LIST

COMPONENT W02 -		+5VDC BUS								
FROM	PIN	TO	SIGNAL	SEC	COLOR	GROUP	ROUTE	REMARKS	NOTE	
A1W1----	001		PZG002	A	16				1	
J006-026	001		PZG002	C	22				5	
J113-020	001		PZG002	C	22				5	
A1W1----	002		PZG002	F	16				1	
J007-026	002		PZG002	G	22				5	
J007-033	002		PZG002	H	22				5	
A2W1----	003		PZG002	I	16				1	
J007-034	003		PZG002	J	22				5	
J007-041	003		PZG002	K	22				5	
A2W1----	004		PZG002	L	16				1	
J006-006	004		PZG002	P	22				5	
J006-022	004		PZG002	R	22				5	
A3W1----	005		PZG002	P	16				1	
J006-023	005		PZG002	C	22				5	
J006-030	005		PZG002	R	22				5	
J006-036	006		PZG002	S	22				5	
J011-010	006		PZG002	T	22				5	
A3W1----	006		PZG002	U	16				1	
J011-034	007		PZG002	V	22				5	
J011-035	007		PZG002	W	22				5	
A4W1----	007		PZG002	X	16				1	
J003- M	008		PZG002	Z	16				1	
A4W1----	008		PZG002	AA	16				1	
J009-022	009		PZG002	BB	22				5	
J009-024	009		PZG002	CC	22				5	
J003- :	009		PZG002	DC	16				1	
J002-006	010		PZG002	EE	22				5	
J002-022	010		PZG002	FF	22				5	

SECTION II A(1). LOGIC CONTROL UNIT WIRE LIST

COMPONENT NO2 -		•SVCC BUS								
FROM	DIN	TO	SIGNAL	SEC	COLOR	GROUP	ROUTE	REMARKS	NOTE	
J003-	K	010	P2G002	GG	16				1	
J002-023		011	P2G002	HH	22				5	
J002-036		011	P2G002	II	22				5	
J003-	L	011	P2G002	JJ	16				1	
J011-036		012	P2G002	KK	22				5	
J009-010		012	P2G002	LL	22				5	
J003-	M	012	P2G002	NN	16				1	

SECTION II A(1). LOGIC CONTROL UNIT WIRE LIST

COMPONENT		W03 -		RETURN +5VDC						
FROM	DIN	TO	SIGNAL	SEC	COLGR	GROUP	ROUTE	REMARKS	NOTE	
A1E1----	001		PZP005	A	16				1	
J112-115	001		PZP005	B	22				5	
A1E1----	002		PZP005	C	16				1	
A2E1----	003		PZP005	D	16				1	
A2E1----	004		PZP005	E	16				1	
A3E1----	005		PZP005	F	16				1	
A3E1----	006		PZP005	G	16				1	
A4E1----	007		PZP005	H	16				1	
A4E1----	008		PZP005	J	16				1	
J001- N	008		PZP005	K	16				1	
J003- P	009		PZP005	L	16				1	
J003- R	010		PZP005	M	16				1	
J003- S	011		PZP005	N	16				1	
J003- T	012		PZP005	P	16				1	
J109----	012		PZP005	W	22			+5VDC	5	

SECTION II A(1). LOGIC CONTROL UNIT WIRE LIST

COMPONENT W04A-		CHASSIS GROUND								
FROM	DIN	TO	SIGNAL	WIRE	COLOR	GROUP	ROUTE	REMARKS	NOTE	
J002-037	---		P22003	A	22					
J003- C	---		P22003	B	22			SCU CHASS		
J006-037	---		P22003	C	22					
J008-085	---		P22003	D	22					
J009-081	---		P22003	E	22					
J010-065	---		P22003	F	22					
J011-040	---		P22003	G	22					
J011-041	---		P22003	H	22					
J011-042	---		P22003	J	22					
	---	PT-J3-D	P22003	K	22SL000					
	---	PT-B1-1	P22003	L	22SL000					

SECTION II A(1). LOGIC CONTROL UNIT WIRE LIST

COMPONENT		W048-	RETURN +4.7VDC							
FROM	DIN	TO	SIGNAL	SEQ	COLOR	GROUP	ROUTE	REMARKS	NOTE	
J003-	F	---	PZG004E	A	16					
J003-	G	---	PZG004E	P	16					
J113-	018	---	PZG004B	C	22					
J113-	019	---	PZG004B	C	22					
P002-	114	---	PZG004B	E	22T2000	T6030				
P002-	115	---	PZG004B	F	22T2000	T6031				
PC04-	075	---	PZG004B	G	22					
PC06-	018	---	PZG004B	H	22					
P008-	019	---	PZG004B	I	22					
PC08-	055	---	PZG004B	J	22					
E010-	----	---	PZG004B	K						

SECTION II A(1). LOGIC CONTROL UNIT WIRE LIST

COMPONENT		W04C-	<4.7VDC							
FROM	DIN	TO	SIGNAL	SEC	Y	COLOR	GROUP	ROUTE	REMARKS	NOTE
PC02-130	---		PZP004	B	22T2999		IG030			
PC02-131	---		PZP004	P	22T2999		IG031			
PC08-010	---		PZP004	C						
PC08-011	---		PZP004	C						
PC08-012	---		PZP004	E						
J003- U	---		PZP4R7E	B	16					
J003- V	---		PZP4R7E	E	16					
J113-030	---		PZP4R7E	C	22					
J113-031	---		PZP4R7E	E	22					
J113-032	---		PZP4R7E	E	22					
J113-033	---		PZP4R7E	F	22					
J113-034	---		PZP4R7E	C	22					
J113-035	---		PZP4R7A	H	22					
J113-036	---		PZP4R7E	J	22					
J113-037	---		PZP4R7E	K	22					
J113-038	---		PZP4R7E	L	22					
J113-072	---		PZP4R7E	M	22					
EC09----	---		PZP4R7E	N						

SECTION II A(1). LOGIC CONTROL UNIT WIRE LIST

COMPONENT		4MHz. OSCILLATOR								
FROM	Y001-DIN	TC	SIGNAL	SEC	COLOR	GROUP	ROUTE	REMARKS	NOTE	
P004-074	001		U2P012	22T2		T6001				
P005-055	002		GRA1CC0	22S2		S6001		S-FLT		
P005-019	003		GR0325	22S2000		S6001		*		
P004-073	004		GR0227	22T2000		T6001				

SECTION II B(1). LOGIC CONTROL UNIT CIRCUIT LIST

FROM	TO	SIGNAL	SEC	COLOR	GROUP	ROUTE	REMARKS	NOTE
PC01-014	PC03-026	AAA022*		666				
PC01-010	PC03-030	AAA023*		000				
PC01-011	PC03-029	AAA024* A		999				
JC04-067	PC01-102	AAA024* B		777				
PC01-007	PC03-033	AAA025* A		333				
JC04-066	PC01-132	AAA025* B		666				
PC01-004	PC03-036	AAA026* A		666				
JC04-064	PC01-134	AAA026* B		444				
PC01-005	PC03-035	AAA027* A		555				
JC04-065	PC01-133	AAA027* B		555				
PC01-001	PC03-072	AAA028* A		999				
JC04-063	PC01-135	AAA028* B		333				
JC04-097	PC06-107	AAA003*		000				
JC05-094	PC09-015	AAA004*	24					
PC04-202	PC05-191	AAA100*		444				
PC04-201	PC05-192	AAA101* A		555				
PC01-055	PC03-020	AAA101* B		000				

SECTION B(1). LOGIC CONTROL UNIT CIRCUIT LIST

FROM	TO	SIGNAL	WIRE NO.	COLOR	GROUP	ROUTE	REMARKS	NOTE
PC04-200	PC05-193	AA0102°		666				
PC04-199	PC05-194	AA0104°		777				
PC04-198	PC05-195	AA0105°		888				
PC01-088	PC03-057	AA0107°		111				
PC04-226	PC05-243	AA0110°		888				
PC01-042	PC03-103	AA0111°		666				
PC01-043	PC03-071	AA0112°		999				
PC04-193	PC05-200	AA0115°		333				
PC04-203	PC05-159	AA0541°		333				
JC04-068	PC01-101	AA15CC°		888				
PC05-060	PC07-054	AA1003 A		444				
PC04-143	PC07-085	AA1003 B		777				
PC05-061	PC07-053	AA103°		999				
JC04-054	PC06-181	AA1141°		111				

SECTION II B(1). LOGIC CONTROL UNIT CIRCUIT LIST

FROM	TO	SIGNAL	RELAY	CONTACT	GROUP	ROUTE	REMARKS	NOTE
PC02-037	PC05-041	ABC750°	A					
J030----	PC01-224	ABC750°	B					
J004-075	PC01-094	AB0202°		555				
J004-076	PC01-093	AB0203°		666				
J004-077	PC01-092	AB0204°		777				
PC02-102	PC05-080	AB0311°		777				
PC02-101	PC05-081	AB0312°		888				
J005-095	PC06-C16	AEC311°	24					
J005-019	PC06-112	AEC317°		555				
J005-021	PC06-143	AEC318°		777				
J005-018	PC06-111	AEC313°		444				
J002----	PC06-207	AKA015						
J110----	PC06-C30	AKA10E	22T2999		TG029			
J005-075	PC05-C05	AKA123	24T2		TG021			

SECTION II B(1). LOGIC CONTROL UNIT CIRCUIT LIST

FROM	TO	SIGNAL	SEC	COLLAR	GROUP	ROUTE	REMARKS	NOTE
JC02-025	P004-C04	AKA21C*		111				
P006-243	P008-207	AKA343* A		000				
J098----	P006-020	AKA343* B	22T	2999	TG024			
JC05-002	P005-C07	AKA353	24T2		TG022			
J063----	P007-207	AK0031*						
PC02-032	P005-047	AKF123						
P004-242	P005-227	APA053*		232				
PC04-241	P005-228	APAG54*		393				
PC02-239	P005-211*	APA115* A		555				
PC04-240	P005-229	APA115* B		444				
J087----	P006-212	APA115* C						
PC05-009	P008-007	APB139*	24					
PC02-030	P005-048	APC062*						
PC05-050	P007-007	APD031* A		222				
J062----	P007-173	APD031* B						
J064----	P007-200	APD032*						

SECTION II B(1). LOGIC CONTROL UNIT CIRCUIT LIST

FROM	TO	SIGNAL	SEC	COLOR	GROUP	ROUTE	REMARKS	NOTE
J091----	PS06-216	ANV022						
P005-062	P007-C52	APV161° A		666				
J004-045	P006-141	APV161° B		222				
P007-092	P005-12C	AP0051°		777				
P002-034	P005-044	AP0052°						
P002-123	P005-155	AP0131°		999				
P001-010	P003-C22	AP0012°		222				
P002-133	P005-C78	AP0011°		555				
J014----	P001-208	APF021						
J015----	P001-209	APF121						
J016-- --	P001-210	APF221						
J017----	P001-211	APF321						
J004-007	P001-136	APF351°		000				
P001-015	P003-025	AP. 361 A		555				
P002-231	P005-219	APF361 B		333				
J018----	P001-212	APF361 C						

SECTION II B(1). LOGIC CONTROL UNIT CIRCUIT LIST

FROM	TO	SIGNAL	COLOR	GROUP	ROUTE	REMARKS	NOTE
J004-005	P001-167	APJ0520	555				
PC02-094	P005-118	APL011	555				
PC02-193	P005-123	APL1130	333				
PC01-040	P003-105	APL1240	888				
PC02-091	P005-121	APR4120	888				
PC01-016	P003-024	APT031	444				
J004-069	P001-100	APT7330	999				
PC02-200	P005-176	APT7410	666				
J043----	P003-129	ATA203					
P004-140	P007-080	ATB160	222				
PC04-101	P005-098	ATB2030	888				
J055----	PC03-171	ATC102					
J061----	P004-C24	ATC120					
J056----	P003-172	ATC121					

SECTION II B(1). LOGIC CONTROL UNIT CIRCUIT LIST

FROM	TO	MANUAL	COLLAR	GROUP	ROUTE	REMARKS	NOTE
J057----	P004-020	ATC122					
J058----	P004-021	ATC203					
J041----	P003-127	ATE203					
J042----	P003-128	AT1203					
PC04-196	P005-197	ATL201	A				000
J030----	P003-124	ATL201	E				
PC04-096	P005-132	ATL4210					333
PC04-098	P005-101	ATL5210					111
J045----	P003-161	ATM203					
J048----	P003-164	ATM1120					
PC06-244	P008-173	AUT114					999
PC05-106	P007-039	AVA321					999
P005-023	P007-017	AVB321					333
PC05-027	P007-013	AVC321					777

SECTION II B(1). LOGIC CONTROL UNIT CIRCUIT LIST

FROM	TO	SIGNAL	SEC	COLOR	SECUP	ROUTE	REMARKS	NOTE
PC05-031	P007-C09	AVD321		111				
PC05-035	P007-C05	AVE321		555				
PC05-072	P007-C01	AVF321		999				
P006-239	P008-211	AVK221	A	444				
J004-094	P006-187	AVK221	B	777				
J004-050	P006-177	AVM240		777				
PC05-063	P007-C51	AVM290		777				
P005-064	P007-C50	AVM200		888				
PC05-065	P007-049	AVM1210		599				
PC05-066	P007-048	AVM1220		000				
PC05-067	P007-047	AVM1230		111				
PC05-068	P007-046	AVM1240		222				
PC05-069	P007-045	AVM1250		333				
PC05-070	P007-044	AVM1260		444				

SECTION II B(1). LOGIC CONTROL UNIT CIRCUIT LIST

FROM	TO	SIGNAL	GROUP	ROUTE	REMARKS	NOTE
J004-011	PC03-010	AVR0130 A		111		
J050----	PC03-166	AVR0130 B				
J004-014	PC03-016	AVS0210 A		444		
PC04-094	PC05-134	AVS0210 B		555		
J049----	PC03-165	AVS0210 C				
PC01-066	PC03-059	AVT1130		333		
J051----	PC03-167	AVX0100				
J053----	PC03-168	AYR034				
PC04-204	PC05-150	AYR071 A		222		
J054----	PC03-170	AYR071 B				
J004-091	PC06-151	AYR0810				
PC04-090	PC05-130	AYR1000		999		
PC04-100	PC07-121	AYR1010		111		
PC04-197	PC05-196	8401000		999		
PC04-195	PC05-198	8401130		111		
PC04-194	PC05-199	8401140		222		

SECTION II B(1). LOGIC CONTROL UNIT CIRCUIT LIST

FROM	TO	SIGNAL	SEC	COLOR	GROUP	ROUTE	REMARKS	NOTE
PC04-192	PC05-201	BA0110*		444				
PC04-193	PC07-189	BA0124*		000				
PC04-225	PC07-136	BA0125*		999				
PC04-223	PC07-141	BA0127*		777				
PC04-191	PC05-202	BA0130*		555				
PC04-221	PC07-174	BA0161*		555				
PC04-220	PC07-175	BA0162*		444				
PC04-219	PC07-176	BA0163*		333				
PC04-218	PC07-177	BA0164*		222				
PC04-217	PC07-178	BA0165*		111				
PC04-215	PC07-180	BA0167*		999				
PC04-214	PC07-181	BA0170*		888				
PC04-213	PC07-182	BA0171*		777				
PC04-236	PC05-233	BF0032		888				

SECTION II B(1). LOGIC CONTROL UNIT CIRCUIT LIST

FROM	TO	SIGNAL	GROUP	ROUTE	REMARKS	NOTE
PC04-235	PC05-234	BPA165*			999	
PC04-238	PC05-231	BPA174*			666	
PC02-235	PC05-215	BMB035*			999	
PC02-232	PC05-218	BPE112	A		222	
J013----	PC01-207	BPE112	B			
PC02-100	PC05-082	BPF092*			999	
J046----	PC03-162	BTB302				
J044----	PC03-160	BTP303*				
PC04-102	PC05-097	BVW022			777	
J067----	PC07-211	CAC041				
J068----	PC07-212	CAC135				
PC01-044	PC03-070	CA0121*			444	
PC04-224	PC07-140	CA0126*			888	
PC04-159	PC05-203	CA0153*			666	

SECTION II B(1). LOGIC CONTROL UNIT CIRCUIT LIST

FROM	TO	SIGNAL	REG. G.	COLOR	GROUP	ROUTE	REMARKS	NOTE
P001-045	P003-069	CAD157°		333				
P004-222	P007-142	CR2160°		666				
P004-216	P007-179	CAD166°		000				
P004-212	P007-183	CAD172°		666				
P004-211	P007-184	CAD173°		555				
P004-210	P007-185	CAD174°		444				
P004-209	P007-186	CAD175°		333				
P004-208	P007-187	CAD176°		222				
J004-087	P001-170	CEC219°		222				
P004-237	P005-232	CKA025°		777				
P004-228	P005-241	CKE521° A		666				
J093----	P006-218	CKE521° B						
P004-093	P005-135	CKF127°		666				
P002-241	P005-209	CKB063		333				

SECTION II B(1). LOGIC CONTROL UNIT CIRCUIT LIST

FROM	TO	SIGNAL	DEF	COLOR	GROUP	ROUTE	REMARKS	NOTE
J006----	P006-211	CMB074						
P002-242	P005-208	CPB091		222				
P004-234	P005-235	CPV053		000				
PC02-099	P005-083	CPB121		000				
J004-001	P006-146	CPF203		000				
J004-000	P001-164	CPJ127		000				
P002-230	P005-212	CPR401		666				
J026----	P001-220	CPR611						
PC02-196	P005-180	CPT111		000				
P002-190	P005-170	CPT113		000				
PC04-133	P005-095	CTW117		555				
J005-027	P007-220	CUR101		333				
J005-023	P007-229	CUR102		444				
J005-025	P007-231	CUR104		666				

SECTION II B(1). LOGIC CONTROL UNIT CIRCUIT LIST

FROM	TO	SIGNAL	SEC	Y	COLAR	GROUP	ROUTE	REMARKS	NOTE
JC05-026	P007-232	CUX105			777				
JC05-028	P007-234	CUX107			999				
JC05-029	P007-235	CUX108			000				
JC05-031	P007-237	CUX110			222				
JC05-032	P007-238	CUX111			333				
JC05-034	P007-240	CUX113			555				
JC05-035	P007-241	CUX114			666				
JC05-036	P007-242	CUX115			777				
JC05-037	P007-243	CUX116			888				
JC05-039	P007-156	CUX118			000				
JC05-040	P007-157	CUX119			111				
JC05-042	P007-159	CUX121			333				
JC05-043	P007-191	CUX122			444				
JC05-045	P007-193	CUX124			666				

SECTION II B(1). LOGIC CONTROL UNIT CIRCUIT LIST

FROM	TO	SIGNAL	SEC	COLOR	GROUP	ROUTE	REMARKS	NOTE
J005-046	PC07-194	CLX125		777				
J005-048	PC07-196	CLX127		999				
J005-049	PC07-197	CLX128		000				
PC06-241	PC08-209	CVL021	A	666				
J004-075	PC06-188	CVL071	E	888				
PC06-242	PC08-208	CVL121	J	777				
J004-096	PC06-189	CVL121	E	999				
J009----	PC06-214	CVN603						
PC01-054	PC03-060	CVX044*		444				
PC04-097	PC05-162	CYR105*		222				
J113-118	PC02-043	CBA101*		444				
J113-084	PC02-047	CBA102*		888				
J113-082	PC02-049	CBA103*		000				
J113-085	PC02-046	CBA104*		777				
J113-116	PC02-045	CBA105*		666				

SECTION II B(1). LOGIC CONTROL UNIT CIRCUIT LIST

FORM	TO	SIGNAL	RELAY	CONTACT	COLOR	GROUP	ROUTE	REMARKS	NOTE
J113-117	P002-044	CBA104°			555				
J113-083	P002-048	CBA107°			999				
J113-109	P002-120	CBA108°			777				
J113-121	P002-046	CBA109°			111				
J113-119	P007-042	CBA110°			333				
J113-122	P002-039	CBA111°			070				
J113-107	P002-122	CBA112°			999				
J113-108	P002-121	CBA113°			888				
J113-120	P002-041	CBA114°			222				
J113-145	P002-083	CPD115°			000				
J113-112	P002-117	CPD116°			444				
J113-110	P002-119	CPD117°			666				
J113-113	P002-116	CPD118°			333				
J113-143	P002-085	CPD119°			222				

SECTION II B(1). LOGIC CONTROL UNIT CIRCUIT LIST

FROM	TO	SIGNAL	SEN	COLAR	GROUP	ROUTE	REMARKS	NOTE
J113-144	P002-004	C00120*		111				
J113-111	P002-119	C00121*		555				
J113-152	P002-076	C00122*		333				
J113-148	P002-000	C00123*		777				
J113-146	P002-082	C00124*		999				
J113-149	P002-079	C00125*		666				
J113-150	P002-078	C00126*		555				
J113-151	P002-077	C00127*		444				
J113-147	P002-081	C00128*		888				
J113-241	P000-006	CVA031*		666				
J113-237	P000-051	CVA032*		222				
J113-235	P000-049	CVA033*		000				
J113-238	P000-052	CVA034*		333				
J113-239	P000-053	CVA035*		444				

SECTION II B(1). LOGIC CONTROL UNIT CIRCUIT LIST

FROM	TO	SIGNAL	WIRE	COLOR	GE/UP	ROUTE	REMARKS	NOTE
J113-240	P000-C54	EVA034°		995				
J113-236	P000-050	DVA037°		111				
J113-234	P000-048	DVB031°		999				
J113-230	P000-C44	DVB032°		955				
J113-228	P000-042	DVB033°		333				
J113-231	P000-045	DVB034°		666				
J113-232	P000-C46	DVB035°		777				
J113-233	P000-047	DVB036°		888				
J113-229	P000-C43	DVB037°		444				
J113-227	P000-C41	DVC031°		222				
J113-205	P000-121	DVC032°		888				
J113-203	P000-119	DVC033°		666				
J113-206	P000-122	DVC034°		999				
J113-190	P000-C39	DVC035°		000				

SECTION II b(1). LOGIC CONTROL UNIT CIRCUIT LIST

FROM	TO	SIGNAL	COLOR	GROUP	ROUTE	REMARKS	NOTE
J113-226	P008-040	EVC0360	111				
J113-204	P008-120	EVC0770	777				
J113-202	P008-118	EVC0310	999				
J113-198	P008-C04	EVC0320	111				
J113-196	P008-C62	EVC0330	999				
J113-199	P008-C85	EVC0340	222				
J113-200	P008-116	EVC0350	333				
J113-201	P008-117	EVC0360	444				
J113-197	P008-C03	EVC0370	000				
J113-195	P008-001	EVC0310	888				
J113-191	P008-C77	EVC0320	444				
J113-190	P008-C75	EVC0330	222				
J113-192	P008-C76	EVC0340	999				
J113-193	P008-C79	EVC0350	666				

SECTION II B(1). LOGIC CONTROL UNIT CIRCUIT LIST

FROM	TO	SIGNAL	RELAY	COLOR	GROUP	ROUTE	REMARKS	NOTE
J113-194	P000-380	CVE0360		777				
J113-159	P000-076	CVE0370		333				
J113-157	P000-074	BVF0310		111				
J113-170	P000-153	BVF0320		777				
J113-160	P000-151	BVF0330		999				
J113-171	P000-154	BVF0340		888				
J113-172	P000-155	BVF0350		999				
J113-156	P000-073	CVF0360		000				
J113-169	P000-152	BVF0370		666				
J113-167	P000-150	CVC0310		444				
J113-163	P000-146	CVC0320		000				
J113-161	P000-144	BVC0330		888				
J113-164	P000-147	CVC0340		111				
J113-165	P000-148	CVC0350		222				

SECTION II B(1). LOGIC CONTROL UNIT CIRCUIT LIST

FROM	TO	SIGNAL	COLLAR	GROUP	ROUTE	REMARKS	NOTE
J113-166	PCOE-149	CVG036°	333				
J113-162	PCOE-145	CVG037°	999				
J113-160	PCOE-143	CVH031°	777				
J113-126	PCOE-110	CVH032°	333				
J113-124	PCOE-108	CVH033°	111				
J113-127	PCOE-111	CVH034°	444				
J113-128	PCOE-112	CVH035°	555				
J113-129	PCOE-113	CVH036°	666				
J113-125	PCOE-109	CVH037°	222				
J113-123	PCOE-107	CVJ031°	CC0				
J113-135	PCOE-186	CVJ032°	666				
J113-133	PCOE-184	CVJ033°	444				
J113-136	PCOE-187	CVJ034°	777				
J113-137	PCOE-188	CVJ035°	888				

SECTION II B(1). LOGIC CONTROL UNIT CIRCUIT LIST

FROM	TO	SIGNAL	SEC	C.LAR	GROUP	ROUTE	REMARKS	NOTE
J 113-130	P008-184	CVJ036°		999				
J113-134	P008-185	CVJ037°		555				
J113-132	P008-183	CVK031°		333				
J113-099	P008-179	CVK032°		999				
J113-097	P008-177	CVK033°		777				
J113-100	P008-180	CVK034°		000				
J113-101	P008-181	CVK035°		111				
J113-102	P008-182	CVK036°		222				
J113-098	P008-178	CVK037°		888				
J113-096	P008-176	CVL031°		666				
J113-092	P008-141	CVL032°		222				
J113-090	P008-139	CVL033°		000				
J113-093	P008-142	CVL034°		333				
J113-094	P008-174	CVL035°		444				

SECTION B(1), LOGIC CONTROL UNIT CIRCUIT LIST

FROM	TO	SIGNAL	USE	COLOR	GROUP	ROUTE	REMARKS	NOTE
J113-095	P008-175	EVL0240		555				
J113-091	P008-140	EVL0370		111				
PC02-170	P005-109	FAA011	A	222				
PC01-077	P003-134	FAA011	B	555				
P002-169	P005-110	FAA012		333				
P002-168	P005-111	FAA013		444				
PC02-167	P005-112	FAA014		555				
P002-166	P005-113	FAA015		666				
PC02-165	P005-143	FAA016		777				
PC02-164	P005-144	FAA017		888				
PC02-163	P005-145	FAA018		999				
PC02-162	P005-146	FAA011		000				
PC02-161	P005-147	FAA012		111				
P002-160	P005-148	FAA013		222				

SECTION II B(1). LOGIC CONTROL UNIT CIRCUIT LIST

FROM	TO	SIGNAL	SEC	GROUP	ROUTE	REMARKS	NOTE
PC02-129	PC05-149	FBA014					333
PC02-128	PC05-150	FBA015					444
PC02-127	PC05-151	FBA016					555
PC02-126	PC05-152	FBA017					666
PC02-125	PC05-153	FBA018					777
PC04-110	PC07-119	FYR0040					333
PC04-080	PC08-002	FYR0050	24				
PC04-112	PC07-117	FYR0060					555
PC04-095	PC05-133	FYR0080					444
PC04-083	PC08-005	FYR0100	24				
PC04-113	PC07-116	FYR0110					666
PC04-109	PC07-120	FYR0120					222
PC04-081	PC08-003	FYR0130	24				
PC04-082	PC08-004	FYR0140	24				

SECTION B(1). LOGIC CONTROL UNIT CIRCUIT LIST

FROM	TO	SIGNAL	REG	COLOR	GROUP	ROUTE	REMARKS	NOTE
PC04-079	PC06-001	FYR0150	A 24					
PC04-205	PC05-157	FYR0150	B	111				
JC04-071	PC03-045	GAA0210		333				
JC71----	PC07-215	GAC005						
JC70----	PC07-214	GAC012						
PC01-078	PC03-133	GAD1030	A	444				
JC04-012	PC03-018	GAD1030	B	222				
PC04-091	PC05-137	GAD1030	C	888				
JC09-076	PC06-044	EKA0410		133				
PC02-244	PC05-173	GRASCC0		000				
JC04-099	PC05-010	GKT0000	A 2412		TG005			
PC04-116	PC05-014	GKT0000	B 2272		TG023			
J105----	PC06-026	GKT0000	C 2272999		TG027			
JC04-009	PC01-136	GPB0910	A	222				
PC07-035	PC05-043	GPB0910	B					
PC02-137	PC05-079	GPC0110		665				
JC05-006	PC01-160	GPC0130	24					

SECTION II B(1). LOGIC CONTROL UNIT CIRCUIT LIST

FROM	TO	SIGNAL	SEC	Y	COLOR	GROUP	ROUTE	REMARKS	NOTE
PC04-244	P005-19C	GPE1230	A		000				
J005-077	P006-14B	GPE1230	B		222				
PC01-041	P003-104	GPL062			777				
J001- L	P001-C30	GPR041	A	22				SLOW FAST	
J024----	P001-21E	GPR041	B						
J001- J	P001-028	GPR1410	A	22				FWD REV	
J023----	P001-217	GPR1410	B						
J001- K	PC01-029	GPR2410	A	22				STOP START	
J022----	P001-216	GPR2410	B						
J001- A	P001-032	GPT2520		22				MAN INH *	
J113-039	PC02-055	GRC111			999				
J113-046	P002-013	GRC116			222				
J112-008	PC02-102	GRC119	A		222				
J113-043	PC02-016	GRC119	B		555				
J113-051	P002-008	GRC122			777				
J113-069	P002-010	GRC125			999				

SECTION II B(1). LOGIC CONTROL UNIT CIRCUIT LIST

FROM	TO	SIGNAL	SEC	COLOR	GROUP	ROUTE	REMARKS	NOTE
JC01- V	PC01-038	GRC125	22				SIG COMMON	
J113-058	PC04-104	GRC225		222				
PC04-073	Y001-004	GRC227	22T2000		TG001			
J112-108	PC06-124	GRC30E		888				
EC07-----	S001- C	GRC316	A 22					
EC07-----	PC06-002	GRC316	E 22					
J112-224	PC06-105	GRC318		111				
JC05-083	PC05-008	GRC324	A 24T2000		TG022			
JC97-----	PC05-021	GRC324	E 22T2000		TG024			
PC05-019	Y001-003	GRC325	A 22S2000		SG001		S-18	
J112-174	PC06-094	GRC325	E	555				
JC05-076	PC05-006	GRC325	C 24T2000		TG021			
J101-----	PC06-023	GRC325	C 22T2000		TG025			
J111-----	PC06-031	GRC325	E 22T2000		TG029			
J107-----	PC06-029	GRC327	22T2000		TG028			
PC01-115	PC05-131	GRC328	A 22T2000		TG002			
PC04-115	PC06-131	GRC328	E 22T2000		TG003			
JC04-006	PC05-013	GRC32E	C 24T2000		TG004			
JC04-100	PC05-011	GRC32E	D 24T2000		TG005			

SECTION II B(1). LOGIC CONTROL UNIT CIRCUIT LIST

FROM	TO	SIGNAL	RELAY	COLOR	GROUP	ROUTE	REMARKS	NOTE
P004-117	P005-015	GR0320	E	22T2000	TG023			
J102----	P006-025	GR0320	F	22T2000	TG026			
J106----	P006-027	GR0320	G	22T2000	TG027			
P005-018	PT-19	GR0330		22SL000				
J009-001	P003-122	GT0000*		000				
J010-005	P003-225	GT0000*		000				
J010-037	P004-007	GT0000*		666				
J009-019	P006-041	GT0001*		111				
J010-036	P004-008	GT0002*		777				
J010-035	P004-009	GT0003*		888				
J005-098	J010-040	GT0010*		24				
J005-099	J009-020	GT0011*		24				
J005-100	J009-021	GT0012*		24				
J010-038	P006-049	GT0013*		888				
J010-039	P004-006	GT0014*		555				

SECTION II B(1). LOGIC CONTROL UNIT CIRCUIT LIST

FROM	TO	SIGNAL	LEN	COLOR	GROUP	ROUTE	REMARKS	NOTE
JC10-043	PC04-005	GTC020*		444				
JC10-044	PC04-004	GTC021*		333				
JC09-005	PC03-121	GTC022*		111				
JC02-032	PC05-002	GTC900	2272		TG019			
JC02-017	PC05-001	GTC900*	2272000		TG019			
JC02-041	J005-007	GTC901	2472		TG010			
JC02-07	J005-006	GTC901*	2472CCC		TG010			
JC02-031	J005-009	GTC902	2472		TG011			
JC02-015	J005-008	GTC902*	2472000		TG011			
JC05-091	J006-013	GTC903	2472		TG014			
JC05-090	J006-014	GTC903*	2472000		TG014			
JC05-093	J006-034	GTC904	2472		TG015			
JC05-092	J006-019	GTC904*	2472000		TG015			
JC09-004	PC03-120	GTECCC*		222				

SECTION II B(1). LOGIC CONTROL UNIT CIRCUIT LIST

FROM	TO	SIGNAL	SEC	COLX	GROUP	ROUTE	REMARKS	NOTE
JC09-012	P003-C70	GT1000*		444				
JC09-045	P003-118	GTNC1C*		444				
JC09-029	P003-119	GT1000*		333				
JC09-077	P006-C45	GTTC0C*		444				
JC10-045	P006-C50	GTW001*		999				
JC05-024	P007-230	GUX103		555				
JC05-027	P007-233	GUX106		888				
JC05-030	P007-236	GUX109		111				
JC05-033	P007-239	GUX112		444				
JC05-038	P007-244	GUX117		999				
JC05-041	P007-258	GUX120		222				
JC05-044	P007-292	GUX123		555				
JC05-047	P007-295	GUX126		888				
PC06-228	P008-222	GVC221		333				

SECTION II B(1). LOGIC CONTROL UNIT CIRCUIT LIST

FROM	TO	SIGNAL	SEC	COLOR	GROUP	ROUTE	REMARKS	NOTE
P006-238	P008-217	GVK121	A	333				
J004-093	P006-186	GVK121	B	666				
P005-071	P007-043	GVM230		555				
J004-042	P006-175	GVM550*		555				
J004-049	P006-176	GVM551*		666				
P001-089	P003-056	GVT011*		000				
P004-144	P007-064	GVT112*	P	888				
P004-206	P005-156	GVR042*		000				
J004-073	P005-017	GVR005*						
P001-013	P003-027	IAA122		777				
P001-012	P003-028	IAA123		888				
P001-009	P003-031	IAA124		111				
P001-008	P003-032	IAA125		222				
P001-006	P003-034	IAA126		444				

SECTION II B(1). LOGIC UNIT CIRCUIT LIST

FROM	TO	SIGNAL	BASE	COLOR	GROUP	ROUTE	REMARKS	NOTE
PC01-003	PC03-037	IAA127		777				
PC01-002	PC03-036	IAA128		888				
PC01-076	PC03-135	IAA511		666				
PC05-059	PC07-086	IAC2390		333				
JC04-059	PC07-190	IAC3300 A		000				
PC06-205	PC08-008	IAC3300 B 22						
JC04-043	PC06-139	IAR0290		000				
JC04-061	PC07-227	IAR0390		222				
JC04-060	PC07-226	IAR1210		111				
J065----	PC07-209	IAR131						
JC04-053	PC06-180	IAS1320		000				
JC04-074	PC01-095	I802010		444				
JC04-078	PC01-091	I802050		888				
JC04-079	PC01-090	I802060		999				

SECTION B(1). LOGIC CONTROL UNIT CIRCUIT LIST

FROM	TO	SIGNAL	RELAY	COLOR	GROUP	ROUTE	REMARKS	NOTE
JC04-080	P001-172	I0207*		000				
JC04-081	P001-171	I0206*		111				
JC04-089	P001-143	IEC333*		999				
JC04-090	P001-162	IEC354*		000				
JC05-020	P006-113	IEC355*		666				
J100----	P006-022	IKA030*	22T2009		T60			
PC04-229	P005-240	IKA249		555				
PC05-056	P007-089	IK0041		000				
JC04----	P006-209	IK0322						
PC06-204	P008-009	IK0531	22					
PC04-239	P005-230	IWA155*		555				
PC02-195	P005-181	IP0013		111				
PC02-237	P005-213	IP0001*		777				
JC05-002	P006-249	IP0135*						

SECTION II B(1). LOGIC CONTROL UNIT CIRCUIT LIST

FROM	TO	SIGNAL	SEC	COLOR	GROUP	ROUTE	REMARKS	NOTE
JC04-046	P006-142	INC0320		333				
PC05-057	P007-088	IMP042		111				
JC04-046	P006-140	INV0910		111				
JC04-002	P006-147	INV1910		111				
JC04-008	P001-137	IPA154		111				
JC04-072	P001-097	IPD3480		222				
JC04-083	P001-169	IPF541		333				
JC04-098	P006-108	IPJ0960		111				
JC05-017	P006-110	IPJ1370		333				
JC04-086	P001-166	IPJ1420		666				
JC04-087	P001-165	IPJ1610		777				
JC05-016	P006-109	IPJ1920		222				
JC05-074	P001-161	IPR4410		111				
PC02-197	P005-170	IPT1320		555				

SECTION II B(1). LOGIC CONTROL UNIT CIRCUIT LIST

FROM	TO	SIGNAL	SEC	COLOR	GROUP	ROUTE	REMARKS	NOTE
PC02-202	PC05-174	1PT481		444				
JC04-047	PC06-174	1RA111*		444				
JC04-092	PC03-044	1R0330 A		444				
JC37----	PC03-123	1R0330 B						
PC04-189	PC07-107	1TB141		999				
PC04-188	PC07-108	1TB142		888				
PC04-187	PC07-109	1TB143		777				
PC04-186	PC07-110	1TB144		666				
PC04-185	PC07-111	1TB145		555				
PC04-184	PC07-112	1TB146		444				
PC04-183	PC07-113	1TB147		333				
PC04-182	PC07-143	1TB148		222				
PC04-181	PC07-144	1TB149		111				
PC04-180	PC07-145	1TB150		000				

SECTION II B(1). LOGIC CONTROL UNIT CIRCUIT LIST

FROM	TO	SIGNAL	SEC	COLOR	GROUP	ROUTE	REMARKS	NOTE
PC04-179	PC07-146	ITB151		999				
PC04-178	PC07-147	ITB152		888				
PC04-177	PC07-148	ITB153		777				
PC04-176	PC07-149	ITB154		666				
PC04-175	PC07-150	ITB155		555				
PC04-174	PC07-151	ITB156		444				
PC04-142	PC07-152	ITB157		333				
PC04-141	PC07-153	ITB158		222				
PC04-140	PC07-154	ITB159		111				
PC04-139	PC07-155	ITB160		000				
PC04-155	PC07-C73	ITB161		999				
PC04-154	PC07-C74	ITB162		888				
PC04-153	PC07-C75	ITB163		777				
PC04-152	PC07-C76	ITB164		666				

SECTION II B(1). LOGIC CONTROL UNIT CIRCUIT LIST

FROM	TO	SIGNAL	SEC	Y	COLOR	GROUP	ROUTE	REMARKS	NOTE
PC04-151	PC07-077	ITB165			555				
PC04-150	PC07-078	ITB166			444				
PC04-149	PC07-079	ITB167			333				
JC04-010	PC03-055	ITB2140			000				
JC07-----	PC03-163	ITX205							
JC05-050	PC07-198	IUA131			111				
JC05-051	PC07-199	IUA132			222				
JC05-052	PC07-200	IUA133			333				
JC05-053	PC07-201	IUA134			444				
JC05-054	PC07-202	IUA135			555				
JC05-055	PC07-203	IUA136			666				
JC05-056	PC07-204	IUA137			777				
JC05-057	PC07-205	IUA138			888				
JC05-058	PC07-206	IUA139			999				

SECTION II B(1). LOGIC CONTROL UNIT CIRCUIT LIST

FROM	TO	SIGNAL	SERIAL	COLOR	GROUP	ROUTE	REMARKS	NOTE
JC05-059	P008-014	IUA140	24					
PC06-206	P008-006	IVL221	22					
PC06-240	P008-210	IVM310		555				
PC06-236	P008-214	IVM311		511				
PC06-232	P008-218	IVM312		577				
JC04-051	P006-178	IVM552*		888				
J031----	P001-225	IXZ11C						
JC05-008	P006-144	IVK004*		888				
JC52----	P003-158	IVR025*						
PC04-111	P007-118	IVR107*		444				
JC04-052	P006-175	IVR319		999				
JC04-003	P003-042	IVR726*		666				
JC04-004	P003-043	IVR727*		555				
JC04-013	P003-017	IVR761*		333				

SECTION II B(1). LOGIC CONTROL CIRCUIT LIST

FROM	TO	SIGNAL	SEC	COLOR	GROUP	ROUTE	REMARKS	NOTE
J005-007	P006-145	IVX5020		999				
P002-192	P005-184	KB0001		444				
P002-191	P005-185	KB0002		555				
P002-159	P005-186	KB0003		666				
P002-158	P005-187	KB0004		777				
P002-157	P005-188	KB0005		888				
P002-156	P005-189	KB0006		999				
P002-172	P005-107	KB0007		000				
P002-171	P005-108	KB0008		111				
J108----	P006-028	KKA1120	22T	2999		T6028		
P004-132	P005-096	KBBC22	A	666				
J088----	P006-213	KBBC22	B					
J083----	P006-208	KKE426						
J085----	P006-210	KBFO330						

SECTION II B(1). LOGIC CONTROL UNIT CIRCUIT LIST

FROM	TO	SIGNAL	RELAY	COLOR	GROUP	ROUTE	REMARKS	NOTE
P004-232	P005-237	KPA0510		222				
P004-243	P005-226	KPA0210		111				
P002-234	P005-216	KPA071		000				
P002-240	P005-210	KPA1110 A		444				
P004-230	P005-239	KPA1110 B		444				
P002-124	P005-154	KPA114		000				
P002-090	P005-122	KPA1104		999				
J092----	P006-217	KPA1520						
J090----	P006-215	KPV011						
P004-233	P005-236	KPV0110		111				
P001-075	P003-196	KPA034		777				
P002-036	P005-047	KPB0100						
P002-131	P005-073	KPB2510		000				
P007-230	P005-220	KPC121		444				

SECTION II B(1). LOGIC CONTROL UNIT CIRCUIT LIST

FROM	TO	NORMAL	GROUP	ROUTE	REMARKS	NOTE
PC02-229	PC05-221	KPC131		555		
PC02-228	PC05-222	KPC141		666		
PC02-227	PC05-223	KPC151		777		
PC02-226	PC05-224	KPC161		888		
PC02-190	PC05-225	KPC171		559		
PC02-206	PC05-139	KPC181		000		
PC02-205	PC05-140	KPC191		111		
PC02-204	PC05-141	KPC192		222		
PC02-203	PC05-142	KPC193		333		
PC02-199	PC05-177	KPD211*		777		
PC01-017	PC05-C23	KPG305* A		333		
PC07-223	PC05-217	KPD305* B		111		
PC02-137	PC05-C74	KPE051*		111		
J014----	PC01-213	KPE053*				

SECTION II B(1). LOGIC CONTROL UNIT CIRCUIT LIST

FROM	TO	NO. OF CIRCUITS	GROUP	ROUTE	REMARKS	NOTE
J020----	P001-214	KPR166°				
PC02-201	P005-175	KPR231°		555		
J027----	P001-221	KPR431				
P002-135	P005-C76	KPT041		333		
PC02-134	P005-C77	KPT041°		444		
J021----	P001-215	KPT314°				
PC02-698	P005-C84	KPT442		111		
PC02-136	P005-C75	KPT443°		222		
PC02-097	P005-C85	KPV141		222		
PC04-145	P007-C83	KTB225°		999		
J060----	P004-023	KTC100°				
J039----	P003-125	KTL401°				
J040----	P003-126	KTL501° A				
PC04-092	P005-136	KTL501° B		777		

SECTION II B(1). LOGIC CONTROL UNIT CIRCUIT LIST

FROM	TO	SIGNAL	SEC	COLOR	GROUP	ROUTE	REMARKS	NOTE
PC02-033	PC05-045	KYR0230						
PC04-227	PC05-242	KYX001					777	
PC02-236	PC05-214	KYX001	A				888	
PC04-100	PC05-249	KYX001	P				999	
JC05-001	PC06-150	KYX001	C					
J036----	PC01-105	MAA1770						
J069----	PC07-219	MAC02C						
J066----	PC07-210	MAC030						
JC04-070	PC01-099	PBC061	A				000	
PC02-030	PC05-049	PBC061	B					
J028----	PC01-222	PBC061	C					
PC02-072	PC05-039	PBC062	A					
J029----	PC01-223	PBC062	B					
PC01-019	PC03-021	PP00130					111	
J025----	PC01-219	PP0021						
PC02-095	PC05-117	PPF451					444	

SECTION II B(1). LOGIC CONTROL UNIT CIRCUIT LIST

FROM	TO	SIGNAL	RELAY	COLOR	GROUP	ROUTE	REMARKS	NOTT
PC02-093	PC05-119	NPN061		666				
PC04-099	PC05-100	NVA0260		600				
PC05-103	PC07-042	NVA0110		666				
PC05-104	PC07-041	NVA1110		777				
PC05-105	PC07-040	NVA2110		888				
PC05-020	PC07-053	NVD0110		600				
PC05-021	PC07-019	NVD1110		111				
PC05-022	PC07-018	NVD2110		222				
PC05-024	PC07-016	NVC0110		444				
PC05-025	PC07-015	NVC1110		555				
PC05-026	PC07-014	NVC2110		444				
PC05-028	PC07-012	NVD0110		888				
PC05-029	PC07-011	NVC1110		999				
PC05-030	PC07-010	NVD2110		600				

SECTION II B(1). LOGIC CONTROL UNIT CIRCUIT LIST

FROM	TO	SIGNAL	COLA	GROUP	NOTE	REMARKS	NOTE
PC05-032	PC07-C08	NVE011*	222				
PC05-033	PC07-C07	NVE111*	333				
PC05-034	PC07-C06	NVE211*	444				
PC05-036	PC07-C04	NVF011*	666				
PC05-037	PC07-C03	NVF111*	777				
PC05-038	PC07-C02	NVF211*	888				
PC06-190	PC08-225	NV0011*	000				
PC06-226	PC08-224	NV6111*	111				
PC06-227	PC08-223	NV6211*	222				
PC06-229	PC08-221	NVH011*	444				
PC06-230	PC08-220	NVH111*	555				
PC06-231	PC08-219	NVH211*	666				
PC06-233	PC08-217	NVJ011*	888				
PC06-234	PC08-216	NVJ111*	999				

SECTION II B(1). LOGIC CONTROL UNIT CIRCUIT LIST

FROM	TO	SIGNAL	RELAY	COLOR	GROUP	ROUTE	REMARKS	NOTE
P004-235	P008-215	NVJ211°		600				
P006-237	P009-213	NVK011°		222				
J004-004	P006-152	NVK012°						
J113-074	P002-080	GPA061°		880				
J113-075	P002-087	GPA062°		777				
J113-076	P002-086	GPA063°		664				
J113-077	P002-054	GPA064°		555				
J113-078	P002-053	GPA065°		444				
J113-079	P002-052	GPA066°		333				
J113-080	P002-051	GPA067°		222				
J113-081	P002-050	GPA068°		111				
J010-006	P003-224	CT8001		111				
J010-007	P003-223	CT8002		222				
J010-008	P003-222	CT8003		333				

SECTION II B(1). LOGIC CONTROL UNIT CIRCUIT LIST

FROM	TO	GROUP	ROUTE	REMARKS	NOTE
J010-009	P003-221	GT0004	444		
J010-010	P003-220	GT0005	555		
J010-011	P003-219	GT0006	666		
J010-012	P003-218	GT0007	777		
J010-013	P003-217	GT0008	888		
J010-014	P003-216	GT0009	999		
J010-015	P003-215	GT0010	000		
J010-016	P003-214	GT0011	111		
J010-017	P003-213	GT0012	222		
J010-018	P003-212	GT0013	333		
J010-019	P003-211	GT0014	444		
J010-020	P003-210	GT0015	555		
J010-021	P003-209	GT0016	666		
J010-022	P003-208	GT0017	777		

SECTION II B(1). LOGIC CONTROL UNIT CIRCUIT LIST

FROM	TO	SIGNAL	SEC	COLOR	GROUP	ROUTE	REMARKS	NOTE
J010-023	P004-055	GTB018		999				
J010-024	P004-019	GTB015		888				
J010-025	P004-018	GTB020		777				
J010-026	P004-017	GTB021		666				
J010-027	P004-016	GTB022		555				
J010-028	P004-015	GTB023		444				
J010-029	P004-014	GTB024		333				
J010-030	P004-013	GTB025		222				
J010-031	P004-012	GTB026		111				
J010-032	P004-011	GTB027		000				
J010-033	P004-010	GTB028		999				
J011-011	P004-089	GTB041°		999				
J011-012	P004-088	GTB042°		888				
J011-013	P004-087	GTB043°		777				

SECTION II B(1). LOGIC CONTROL UNIT CIRCUIT LIST

FROM	TO	SIGNAL	DEF/2/V	COLOR	GROUP	ROUTE	REMARKS	NOTE
J011-014	P004-086	GT8044*		666				
J011-015	P004-054	GT8045*		999				
J011-016	P004-053	GT8046*		444				
J011-017	P004-052	GT8047*		333				
J011-018	P004-051	GT8048*		222				
J011-027	P004-050	GT8049*		111				
J011-028	P004-049	GT8050*		000				
J011-029	P004-048	GT8051*		999				
J011-030	P004-047	GT8052*		888				
J011-031	P004-046	GT8053*		777				
J011-032	P004-045	GT8054*		666				
J007-001	P003-244	GT8055*		999				
J007-002	P003-243	GT8056*		888				
J007-003	P003-242	GT8057*		777				

SECTION II B(1). LOGIC CONTROL UNIT CIRCUIT LIST

FROM	TO	SIGNAL	RELAY	CONTACT	GROUP	ROUTE	REMARKS	NOTE
J007-004	P003-241	GTB050*					646	
J007-005	P003-240	GTB055*					555	
J007-006	P003-239	GTB060*					444	
J007-007	P003-238	GTB061*					333	
J007-008	P003-237	GTB062*					222	
J007-020	P003-236	GTB063*					111	
J007-021	P003-235	GTB064*					000	
J007-022	P003-234	GTB065*					999	
J007-023	P003-233	GTB066*					888	
J007-024	P003-232	GTB067*					777	
J007-025	P003-231	GTB068*					666	
J039----	P004-C22	GTB115						
J113-066	P004-C65	GVN041*					000	
J113-067	P004-C64	GVN141*					111	

SECTION II B(1). LOGIC CONTROL UNIT CIRCUIT LIST

FROM	TO	SIGNAL	SEC	Y	COLOR	GROUP	ROUTE	REMARKS	NOTE
J113-062	P004-C69	CVP031°			666				
J113-063	P004-C68	OVP131°			777				
J113-069	P004-C63	CVQ041°			222				
J113-069	P004-C62	CVQ141°			333				
J113-070	P004-C61	OVR001°			444				
J113-071	P004-C60	CVR101°			555				
J113-064	P004-C67	CVS041°			888				
J113-065	P004-C66	OVS141°			999				
J113-057	P004-105	CVU021°			111				
J113-103	P004-C59	CVV011°			666				
J113-104	P004-058	JVV111°			777				
J113-060	P004-C71	CVW011°			444				
J113-061	P004-C70	CVW111°			555				
B001-002	J003- E	PZ01150 A 20S2				SG002		•	
B002-002	J003- E	PZ01150 C 20S2				SG003		•	

SECTION B(1). LOGIC CONTROL UNIT CIRCUIT LIST

FROM	TO	SIGNAL	GROUP	COLOR	ROUTE	REMARKS	NOTE
BC01-003	EG03----	PZ0115V A 20T2000	TG006				
BC02-003	EG04----	PZ0115Z A 20T2000	TG007				
J113-026	T01A-004	PZ0001 A 22					
J003- W	T01B-004	PZ0001 B 16					
A1W1----	W02 -C01	PZG001 A 16					1
J006-026	W02 -001	PZG002 C 22					
J113-026	W02 -C01	PZG002 C 22					
A1W1----	W02 -C02	PZG002 F 16					1
J007-026	W02 -C02	PZG002 G 22					
J007-033	W02 -002	PZG002 H 22					
A2W1----	W02 -C03	PZG002 I 16					1
J007-034	W02 -C03	PZG002 J 22					
J007-041	W02 -003	PZG002 K 22					
A2W1----	W02 -004	PZG002 L 16					1
J006-006	W02 -004	PZG002 P 22					
J006-022	W02 -004	PZG002 R 22					
A3W1----	W02 -005	PZG002 P 16					1
J006-023	W02 -005	PZG002 C 22					
J006-030	W02 -005	PZG002 R 22					
J006-036	W02 -006	PZG002 S 22					
J011-010	W02 -006	PZG002 T 22					
A3W1----	W02 -006	PZG002 L 16					1
J011-034	W02 -007	PZG002 V 22					
J011-035	W02 -007	PZG002 W 22					
A4W1----	W02 -007	PZG002 X 16					

SECTION II B(1). LOGIC CONTROL UNIT CIRCUIT LIST

FROM	TO	SIGNAL	SECT	Y	CANAL	GROUP	ROUTE	REMARKS	NOTE
JC03- H	W02 -008	PZG002	Z	16					
A4M1----	W02 -008	PZG002	AD	16					1
JC09-025	W02 -CC9	PZG002	BB	22					
JC09-026	W02 -009	PZG002	CC	22					
JC03- J	W02 -009	PZG002	DC	16					
JC02-006	W02 -C10	PZG002	EE	22					
JC02-022	W02 -C10	PZG002	FF	22					
JC03- K	W02 -010	PZG002	GC	16					
JC02-023	W02 -C11	PZG002	HH	22					
JC02-036	W02 -C11	PZG002	II	22					
JC03- L	W02 -011	PZG002	JJ	16					
JC11-036	W02 -012	PZG002	KK	22					
JC09-018	W02 -012	PZG002	LL	22					
JC03- P	W02 -C12	PZG002	NN	16					
JC05-014	J113-029	PZG003		24					
JC03- F	W048----	PZG0048	A	16					
JC03- G	W048----	PZG0048	B	16					
J113-018	W048----	PZG0048	C	22					
J113-019	W048----	PZG0048	C	22					
PC02-114	W048----	PZG0048	E	22T2000		T6C30			
PC02-115	W048----	PZG0048	F	22T2000		T6C31			
PC04-075	W048----	PZG0048	G	22					
PC08-018	W048----	PZG0048	H	22					
PC08-019	W048----	PZG0048	I	22					
PC08-055	W048----	PZG0048	J	22					
EC10----	W048----	PZG0048	I						

SECTION II B(1). LOGIC CONTROL UNIT CIRCUIT LIST

FROM	TO	SIGNAL	RES	Y	COLOR	GROUP	ROUTE	REMARKS	NGTE
J007-009	J009-015	PZM006		24					
B001-001	J003- C	PZM115	B	20S2000	SG002			S-W4A,	
B001-001		PZM115	B					SM-B2-1	
B002-001	J003- C	PZM115	C	20S2000	SG003			S-SM-B1-1	
B001-001	E001----	PZM115	C	20T2	TG006				
B002-001	E002----	PZM115	E	20T2	TG007				
P002-130	W04C----	PZP004	A	22T2999	TG030				
P002-131	W04C----	PZP004	B	22T2999	TG031				
P008-010	W04C----	PZP004	C						
P008-011	W04C----	PZP004	C						
P008-012	W04C----	PZP004	E						
A1E1----	W03 -001	PZP005	A	16					1
J112-115	W03 -001	PZP005	P	22					
A1E1----	W03 -002	PZP005	C	16					1
A2E1----	W03 -003	PZP005	C	16					1
A2E1----	W03 -004	PZP005	E	16					1
A3E1----	W03 -005	PZP005	F	16					1
A3E1----	W03 -006	PZP005	G	16					1
A4E1----	W03 -007	PZP005	H	16					1
A4E1----	W03 -008	PZP005	J	16					1
J003- A	W03 -009	PZP005	K	16					
J003- P	W03 -009	PZP005	L	16					
J003- R	W03 -010	PZP005	M	16					
J003- S	W03 -011	PZP005	N	16					
J003- T	W03 -012	PZP005	P	16					

SECTION II B(1). LOGIC CONTROL UNIT CIRCUIT LIST

FROM	TO	SIGNAL	REF. C	COLOR	GROUP	ROUTE	REMARKS	NOTE
J002-C70	T010-C01	PZP005	R	22				
J005-011	T010-001	PZP005	S	22				
P004-122	T01A-C01	PZP005	T	22				
J099----	J104----	PZP005	U	22			+5VDC	
J104----	J109----	PZP005	V	22			+5VDC	
J109----	W03 -012	PZP005	W	22			+5VDC	
J002-027	J005-C09	PZP012		24				
J005-013	P004-C77	PZP015		24				
J003- 7	T010-005	PZP020A	A	16				
J113-027	T01A-005	PZP020A	B	22				
J113-028	T01A-C05	PZP020A	C	22				
J003- 0	T010-C03	PZP0201	A	16				
J113-024	T01A-C03	PZP0201	P	22				
J113-025	T01A-C03	PZP0201	C	22				
J002-004	J113-022	PZP020J	A	22				
J002-016	J113-023	PZP020J	P	22				
J005-010	J113-017	PZP020J	C	24				
J005-004	J113-C55	PZP407A		24				
J003- U	W04C----	PZP407B	A	16				
J003- V	W04C----	PZP407B	B	16				
J113-030	W04C----	PZP407B	C	22				

SECTION II B(1). LOGIC CONTROL UNIT CIRCUIT LIST

FROM	TO	SIGNAL	RES	Y	COLOR	GROUP	ROUTE	REMARKS	NOTE
J113-031	W04C----	PZP4R7B	D	22					
J113-032	W04C----	PZP4R7B	E	22					
J113-033	W04C----	PZP4R7B	F	22					
J113-034	W04C----	PZP4R7B	G	22					
J113-035	W04C----	PZP4R7B	H	22					
J113-036	W04C----	PZP4R7B	J	22					
J113-037	W04C----	PZP4R7B	K	22					
J113-038	W04C----	PZP4R7B	L	22					
J113-072	W04C----	PZP4R7B	P	22					
EC09----	W04C----	PZP4R7B	N						
J003- A	T01B-002	PZR0281	A	16				RET P28VDC	
J002-001	T01A-002	PZR0281	P	22					
J002-010	T01A-002	PZR0281	C	22					
J002-037	W04A----	PZZ003	A	22					
J003- C	W04A----	PZZ003	P	16				SCU MASS	
J004-037	W04A----	PZZ003	C	22					
J008-085	W04A----	PZZ003	L	22					
J009-081	W04A----	PZZ003	E	22					
J010-065	W04A----	PZZ003	F	22					
J011-040	W04A----	PZZ003	G	22					
J011-041	W04A----	PZZ003	H	22					
J011-042	W04A----	PZZ003	J	22					
W04A----	PT-J3-C	PZZ003	K	22SL600					
W04A----	PT-01-1	PZZ003	L	22SL600					

SECTION II B(1). LOGIC CONTROL UNIT CIRCUIT LIST

FROM	TO	SIGNAL	RELAY	GROUP	ROUTE	REMARKS	NOTE
PC05-055	Y001-002	GKA1000	2752	SG001		*	
J001- A	P001-020	GPA001	22				
J001- B	P001-021	GPA002	22				
J001- C	P001-022	GPA003	22				
J001- D	P001-023	GPA004	22				
J001- E	P001-024	GPA005	22				
J001- F	P001-025	GPA006	22				
J001- R	P001-026	GPA007	22				
J001- S	P001-027	GPA008	A 22				
J033----	P001-100	GPA008	F				
J001- P	P001-033	GPA019	A 22				
J032----	P001-109	GPA019	B				
J001- P	P001-031	GPA111	A 22				
J034----	P001-107	GPA111	F				
J008-029	P007-090	GJA001					000

SECTION II B(1). LOGIC CONTROL UNIT CIRCUIT LIST

FORM	TO	SIGNAL	COLAR	GROUP	ROUTE	REMARKS	NOTE
JC08-030	P007-099	QUA002	999				
JC08-031	P007-100	QUA003	000				
JC08-046	P007-025	QUA011	555				
JC08-047	P007-026	QUA012	666				
JC08-048	P007-027	QUA013	777				
JC08-049	P007-028	QUA014	888				
JC08-070	P007-029	QUA015	999				
JC08-071	P007-030	QUA016	000				
JC08-072	P007-031	QUA017	111				
JC08-073	P007-032	QUA018	222				
JC08-074	P007-033	QUA019	333				
JC08-075	P007-034	QUA020	444				
JC08-076	P007-035	QUA021	555				
JC08-077	P007-036	QUA022	666				

SECTION II B(1). LOGIC CONTROL UNIT CIRCUIT LIST

FROM	TO	SIGNAL	DEFINITION	CULAR	GROUP	ROUTE	REMARKS	NOTE
J000-070	P007-037	GUA023		777				
J000-070	P007-038	GUA024		000				
J000-080	P007-072	GUA025		999				
J009-044	P000-233	GUA031*		000				
J009-045	P000-234	GUA032*		999				
J009-046	P000-235	GUA033*		000				
J009-067	P000-236	GUA034*		111				
J009-068	P000-237	GUA035*		222				
J009-069	P000-238	GUA036*		333				
J009-070	P000-239	GUA037*		444				
J009-071	P000-240	GUA038*		555				
J009-072	P000-241	GUA039*		666				
J009-073	P000-242	GUA040*		777				
J004-042	J009-C22	GUBCCC		24				

SECTION II B(1) LOGIC CONTROL UNIT CIRCUIT LIST

FORM	NO	SIGNAL	COLAR	GROUP	ROUTE	REMARKS	NOTE
J011-043	P008-065	CUB001	999				
J011-044	P008-066	CUB002	000				
J011-045	P008-067	CUB003	111				
J011-046	P008-068	CUB004	222				
J011-047	P008-069	CUB005	333				
J011-048	P008-070	CUB006	444				
J011-049	P008-071	CUB007	555				
J011-050	P008-103	CUB008	666				
J011-051	P008-104	CUB009	777				
J011-052	P008-105	CUB010	888				
J011-053	P008-106	CUB011	999				
J011-054	P008-027	CUB012	777				
J011-055	P008-028	CUB013	888				
J011-056	P008-029	CUB014	555				

SECTION II B(1). LOGIC CONTROL UNIT CIRCUIT LIST

FROM	TO	SIGNAL	RELAY	COLOR	GROUP	ROUTE	REMARKS	NOTE
J011-057	P000-C30	CUB015		000				
J011-058	P000-C31	CUB016		111				
J011-059	P000-C32	CUB017		222				
J011-060	P000-C33	CUB018		333				
J011-061	P000-C34	CUB019		444				
J011-062	P000-C35	CUB020		555				
J011-063	P000-C36	CUB021		666				
J011-064	P000-C37	CUB022		777				
J011-065	P000-C38	CUB023		800				
J006-001	P000-156	CUB024		000				
J006-002	P000-157	CUB025		111				
J006-003	P000-158	CUB026		222				
J006-004	P000-123	CUB027		000				
J006-005	P000-124	CUB028		111				

SECTION II B(1). LOGIC CONTROL UNIT CIRCUIT LIST

EDA	TO	SIGNAL	FEEDBACK	COLOR	GROUP	ROUTE	REMARKS	NOTE
J005-097	J009-074	GUC03C	24					
J006-032	P006-040	GUC90C	22T2		TG020			
J006-017	P006-039	GUC900°	22T2000		TG020			
J005-005	J006-041	GUC901	24T2		TG013			
J005-004	J006-033	GUC901°	24T2000		TG013			
J005-001	J006-031	GUC902	24T2		TG012			
J005-000	J006-015	GUC902°	24T2000		TG012			
J002-013	J005-073	GUC903	24T2		TG009			
J002-014	J005-072	GUC903°	24T2000		TG009			
J002-034	J005-069	GUC904	24T2		TG008			
J002-019	J005-068	GUC904°	24T2000		TG008			
J005-096	J006-007	GUD0J4°	24					
J000-001	P007-123	GUD031°		000				
J000-002	P007-124	GUD032°		111				

SECTION II B(1). LOGIC CONTROL UNIT CIRCUIT LIST

FROM	TO	SIGNAL	RELAY	COLOR	GROUP	ROUTE	REMARKS	NOTE
J008-003	P007-125	CU0033*		222				
J008-004	P007-126	CU0034*		333				
J008-005	P007-127	CU0035*		444				
J008-006	P007-128	CU0036*		555				
J008-007	P007-129	CU0037*		666				
J008-008	P007-160	CU0038*		777				
J008-009	P007-161	CU0039*		888				
J008-010	P007-162	CU0040*		999				
J008-011	P007-163	CU0041*		000				
J008-012	P007-164	CU0042*		111				
J008-013	P007-165	CU0043*		222				
J008-014	P007-166	CU0044*		333				
J008-015	P007-167	CU0045*		444				
J008-016	P007-168	CU0046*		555				

SECTION II B(1). LOGIC CONTROL UNIT CIRCUIT LIST

FROM	TO	SIGNAL	COLOR	GROUP	ROUTE	REMARKS	NOTE
JC08-017	P007-169	CU0047*	666				
JC08-018	P007-170	CU0048*	777				
JC08-019	P007-171	CU0049*	888				
JC08-020	P007-172	CU0050*	999				
JC08-021	P007-090	CU0051*	000				
JC08-022	P007-091	CU0052*	111				
JC08-023	P007-092	CU0053*	222				
JC08-024	P007-093	CU0054*	333				
JC08-025	P007-094	CU0055*	444				
JC08-026	P007-095	CU0056*	555				
JC08-027	P007-096	CU0057*	666				
JC08-028	P007-097	CU0058*	777				
JC08-032	P007-101	CU0001	111				
JC08-033	P007-102	CU0002	222				

SECTION II B(1). LOGIC CONTROL UNIT CIRCUIT LIST

FROM	TO	SIGNAL	PERCENTAGE	COLOR	GROUP	ROUTE	REMARKS	NOTE
JC08-034	P007-132	QUE003		333				
JC08-035	P007-133	QUE004		444				
JC08-036	P007-134	QUE005		555				
JC08-037	P007-135	QUI001		666				
JC08-038	P007-136	QUI002		777				
JC08-039	P007-137	QUI003		888				
JC08-040	P007-138	QUI004		999				
JC08-041	P007-056	QUI005		000				
JC09-046	P008-19C	QUI011		000				
JC09-047	P008-226	QUI012		111				
JC09-048	P008-227	QUI013		222				
JC09-049	P008-228	QUI014		333				
JC08-042	P007-057	QU000*		111				
JC08-043	P007-058	QU001*		222				

SECTION II B(1). LOGIC CONTROL UNIT CIRCUIT LIST

FROM	TO	SIGNAL	DEF. 2	COLOR	GROUP	ROUTE	REMARKS	NOTE
J008-044	P007-059	GUM002*		333				
J008-045	P007-060	GUM003*		444				
J008-046	P007-061	GUM004*		555				
J008-047	P007-062	GUM005*		666				
J008-048	P007-063	GUM006*		777				
J008-049	P007-064	GUM007*		888				
J008-050	P007-065	GUM008*		999				
J011-002	P008-098	GUM011		888				
J011-003	P008-099	GUM012		999				
J011-004	P008-100	GUM013		000				
J011-005	P008-101	GUM014		111				
J011-006	P008-102	GUM015		222				
J011-007	P008-132	GUM016		333				
J011-008	P008-133	GUM017		444				

SECTION II B(1). LOGIC CONTROL UNIT CIRCUIT LIST

FROM	TO	SIGNAL	SEC	Y	COLOR	GROUP	ROUTE	REMARKS	NOTE
J011-009	P008-134	GUM018			555				
J011-019	P008-135	GUM019			666				
J011-020	P008-136	GUM020			777				
J011-021	P008-137	GUM021			888				
J011-027	P008-138	GUM022			999				
J011-023	P008-163	GUM023			777				
J011-024	P008-164	GUM024			888				
J007-011	P008-090	GUM025			000				
J007-012	P008-091	GUM026			111				
J007-013	P008-092	GUM027			222				
J007-014	P008-093	GUM028			333				
J007-015	P008-094	GUM029			444				
J007-016	P008-095	GUM030			555				
J007-017	P008-096	GUM031			666				

SECTION II B(1). LOGIC CONTROL UNIT CIRCUIT LIST

FROM	TO	SIGNAL	SECTOR	COLOR	GROUP	ROUTE	REMARKS	NOTE
JC07-016	P008-097	CUPO32		777				
JC07-027	P008-056	CUPO33		000				
JC07-028	P008-057	CUPO34		111				
JC07-029	P008-058	CUPO35		222				
JC07-030	P008-059	CUPO36		333				
JC07-031	P008-060	CUPO37		444				
JC07-032	P008-061	CUPO38		555				
JC07-042	P008-C20	CUPO400		000				
JC07-043	P008-C21	CUPO41		111				
JC07-044	P008-C22	CUPO420		222				
JC07-045	P008-C23	CUPO430		333				
JC07-046	P008-C24	CUPO44		444				
JC07-047	P008-025	CUPO45		555				
JC07-048	P008-C26	CUPO46		666				

SECTION II B(1). CONTROL UNIT CIRCUIT LIST

FROM	TO	SIGNAL	DEF	Y	COLOR	GROUP	ROUTE	REMARKS	NOTE
J007-057	P008-C62	CLM047*			666				
J011-026	P004-C44	CLM555			555				
J009-024	P006-C48	CLP000			777				
J008-051	P007-C66	CLP001			000				
J008-052	P007-C67	CLP002			111				
J008-053	P007-C68	CLP003			222				
J008-054	P007-C69	CLP004			333				
J008-055	P007-C70	CLP005			444				
J008-056	P007-C71	CLP006			555				
J008-057	P007-103	CLP007			666				
J008-058	P007-104	CLP008			777				
J008-059	P007-105	CLP009			888				
J008-060	P007-106	CLP010			999				
J008-061	P007-C20	CLP011			000				

SECTION II B(1). LOGIC CONTROL UNIT CIRCUIT LIST

FROM	TO	SIGNAL	SEC	COLOR	GROUP	ROUTE	REMARKS	NOTE
JC08-062	PC07-021	CUP012		111				
JC08-063	PC07-022	CUP013		222				
JC08-064	PC07-023	CUP014		333				
JC08-065	PC07-024	CUP015		444				
JC09-078	J011-037	CUP900	24					
JC09-050	PC08-229	CUS001		444				
JC09-051	PC08-230	CUSCC2		555				
JC09-052	PC08-231	CUS003		666				
JC09-053	PC08-232	CLS004		777				
JC09-028	PC06-042	CUS6CC0		222				
JC09-079	PC06-047	CUS6010		666				
JC10-060	PC08-162	CLT0010		999				
JC10-050	PC08-199	CLTCC20		222				
JC10-054	PC08-126	CLT003		333				

SECTION II B(1). LOGIC CONTROL UNIT CIRCUIT LIST

FROM	TO	SIGNAL	COL. 2	GROUP	ROUTE	REMARKS	NOTE
JC10-041	P000-194	GUT004*					777
JC10-051	P000-200	GUT005*					333
JC10-059	P000-161	GUT006*					000
JC10-061	P000-163	GUT007					000
JC10-057	P000-129	GUT008					666
JC10-058	P000-160	GUT009					777
JC10-042	P000-195	GUT010					000
JC10-044	P000-196	GUT011					999
JC10-047	P000-197	GUT012					000
JC10-049	P000-198	GUT013*					111
JC10-052	P000-125	GUT014*					222
JC10-055	P000-127	GUT016					444
JC10-056	P000-128	GUT017*					555
JC10-062	P000-164	GUT018*					111

SECTION II B(1). LOGIC CONTROL UNIT CIRCUIT LIST

FROM	TO	SIGNAL	RELAY	CONTACT	GROUP	ROUTE	REMARKS	NOTE
JC10-063	P008-165	GUT019*					222	
J010-064	P008-166	GUT020*					333	
J009-063	P008-243	GUT051					888	
J009-023	P008-244	GUT052					199	
P004-147	P007-001	GUT095					111	
JC10-053	P004-003	GUT095					222	
JC07-050	P003-230	GUU014*					555	
J009-070	P006-046	GUU999*					555	
JC05-060	J011-025	GUU105				24		
JC05-045	J009-004	GUU106				24		
JC05-064	J009-003	GUU112				24		
JC05-062	J011-001	GUU130				24		
JC05-061	J009-005	GUU205				24		
J005-067	JC07-053	GUU206				24		

SECTION B(1). LOGIC CONTROL UNIT CIRCUIT LIST

FROM	TO	CONDUCTOR	WIRE NO.	COLOR	GROUP	ROUTE	REMARKS	NOTE
J005-044	J007-C09	GUV212	24					
J005-043	J009-082	GUV230	24					
J002-016	P004-074	GUX300*					111	
J002-020	P004-075	GUX301*					222	
J002-011	P 4-076	GUX302*					333	
J002-029	P004-077	GUX303*					444	
J002-026	P004-073	GUX304*					000	
J002-021	P004-080	GUX305*					777	
J002-035	P004-079	GUX306*					266	
J002-042	P004-081	GUX307*					000	
J002-030	P004-082	GUX308*					999	
J002-040	P004-078	GUX309*					555	
J113-052	P002-C07	S05401*					666	
J113-053	P002-006	S05402*					555	

SECTION II B(1). LOGIC CONTROL UNIT CIRCUIT LIST

FROM	TO	SIGNAL	COLOR	GROUP	ROUTE	REMARKS	NOTE
J113-054	P002-005	S0S404*	444				
J113-006	P002-004	S0S400*	333				
J113-007	P002-003	S0S501*	222				
J113-008	P002-002	S0S502*	111				
J113-009	P002-001	S0S504*	000				
J113-073	P002-009	S0S508*	999				
J112-139	P006-090	SKA001*	999				
J112-140	P006-091	SKA002*	888				
J112-141	P006-092	SKA003*	777				
J112-142	P006-093	SKA004*	666				
J112-175	P006-095	SKA005*	444				
J112-176	P006-096	SKA006*	333				
J112-177	P006-097	SKA007*	222				
EC08----	J112-114	SKA008	A 22				
EO08----	S001- NC	SKA008	B 22			PANEL OUT	

SECTION II B(1). LOGIC CONTROL UNIT CIRCUIT LIST

AREA	TO	SIGNAL	COLAR	GROUP	ROUTE	REMARKS	NOTE
J112-110	P004-126	SXA009	646				
J112-229	P004-106	SXA010	000				
EC04----	S001- NC	SXA010 A 22					
EC04----	P004-001	SXA010 B 22					
J112-109	P004-138	SKD001	000				
J112-108	P004-137	SKD002	111				
J112-107	P004-136	SKD003	222				
J112-106	P004-135	SKD004	333				
J112-105	P004-134	SKD101	444				
J112-104	P004-133	SKD102	555				
J112-103	P004-132	SKD103	666				
J112-102	P004-102	SKD104	777				
J112-101	P004-101	SKD201	888				
J112-100	P004-100	SKD202	999				

SECTION II B(1). LOGIC CONTROL UNIT CIRCUIT LIST

FROM	TO	SIGNAL	RELAY	COLOR	GROUP	ROUTE	REMARKS	NOTE
J112-179	P006-C99	SKD203*		300				
J112-178	P006-C98	SKD204*		111				
J112-107	P006-123	SKF001		999				
J112-109	P006-125	SKF002		777				
J113-05C	P002-009	SKB003*		888				
J112-016	P002-174	SPA201		444				
J112-015	P002-175	SPA202		999				
J112-014	P002-176	SPA203		666				
J112-013	P002-177	SPA204		777				
J112-012	P002-178	SPA205		888				
J112-011	P002-179	SPA206		999				
J112-010	P002-180	SPA207		666				
J112-009	P002-181	SPA208		111				
J113-047	P002-C12	SPC101		111				

SECTION II B(1). LOGIC CONTROL UNIT CIRCUIT LIST

FROM	TO	SIGNAL	WIRE NO.	COLOR	GROUP	ROUTE	REMARKS	NOTE
J113-040	P002-011	SPD102*		000				
J113-044	P002-015	SPD103		444				
J113-045	P002-014	SPD104*		333				
P002-194	P005-102	SPR001* A		222				
J113-040	P002-019	SPR001* B		000				
J113-041	P002-018	SPR002*		777				
J113-042	P002-017	SPR003*		666				
J112-007	P002-103	SPR004		333				
J112-006	P002-104	SPR005		444				
J112-005	P002-105	SPR006		555				
J112-004	P002-104	SPR007		666				
J112-003	P002-107	SPR008		777				
J112-002	P002-108	SPR009		888				
P001-639	P003-106	SPR109*		999			SPARE WIRE	

SECTION II B(1). LOGIC CONTROL UNIT CIRCUIT LIST

FROM	TO	SIGNAL	WIRE NO.	COLOR	GROUP	ROUTE	REMARKS	NOTE
PC01-073	PC03-138	SPR1073		999			SPARE WIRE	
PC01-074	PC03-137	SPR1074		888			SPARE WIRE	
PC01-079	PC03-132	SPR1079		333			SPARE WIRE	
PC01-080	PC03-102	SPR1080		222			SPARE WIRE	
PC01-081	PC03-101	SPR1081		111			SPARE WIRE	
PC01-082	PC03-100	SPR1082		000			SPARE WIRE	
PC01-083	PC03-C99	SPR1083		999			SPARE WIRE	
PC01-084	PC03-098	SPR1084		888			SPARE WIRE	
PC01-085	PC03-C97	SPR1085		777			SPARE WIRE	
PC01-087	PC03-C98	SPR1087		222			SPARE WIRE	
PC01-116	PC03-096	SPR1116		666			SPARE WIRE	
PC01-117	PC03-C95	SPR1117		555			SPARE WIRE	
PC01-118	PC03-C94	SPR1118		444			SPARE WIRE	
PC01-119	PC03-093	SPR1119		333			SPARE WIRE	

SECTION II B(1). LOGIC CONTROL UNIT CIRCUIT LIST

FROM	TO	SIGNAL	SEC	COLOR	GROUP	ROUTE	REMARKS	NOTE
PC01-120	PC03-C92	SPR1120		222			SPARE WIRE	
PC01-121	PC03-C91	SPR1121		111			SPARE WIRE	
PC01-122	PC03-C90	SPR1122		000			SPARE WIRE	
J113-155	PC02-C73	SPR2073		000			SPARE WIRE	
J113-154	PC02-C74	SPR2074		111			SPARE WIRE	
PC02-096	PC05-116	SPR2096		333			SPARE WIRE	
J112-055	PC02-139	SPR2139		000			SPARE WIRE	
J112-019	PC02-140	SPR2140		111			SPARE WIRE	
J112-018	PC02-141	SPR2141		222			SPARE WIRE	
J112-017	PC02-142	SPR2142		333			SPARE WIRE	
J112-001	PC02-189	SPR2189		999			SPARE WIRE	
PC02-243	PC05-207	SPR2243		111			SPARE WIRE	
J113-106	PC04-056	SPR4056		999			SPARE WIRE	
PC04-107	PC07-122	SPR4107		000			SPARE WIRE	

SECTION II B(1). LOGIC CONTROL UNIT CIRCUIT LIST

FROM	TO	SIGNAL	SEC	COLOR	GROUP	ROUTE	REMARKS	NOTE
PC04-146	P007-002	SPR4146		000			SPARE WIRE	
PC04-190	P005-244	SPR4190		999			SPARE WIRE	
PC04-207	P007-100	SPR4207		111			SPARE WIRE	
PC04-231	P005-238	SPR4231		333			SPARE WIRE	
J112-143	P006-160	SPR6140		222			SPARE WIRE	
J112-144	P006-161	SPR6161		111			SPARE WIRE	
J112-145	P006-162	SPR6162		000			SPARE WIRE	
J112-146	P006-163	SPR6163		999			SPARE WIRE	
J112-147	P006-164	SPR6164		888			SPARE WIRE	
J112-148	P006-165	SPR6165		777			SPARE WIRE	
J112-149	P006-166	SPR6166		666			SPARE WIRE	
J112-150	P006-167	SPR6167		555			SPARE WIRE	
J112-151	P006-168	SPR6168		444			SPARE WIRE	
J112-152	P006-169	SPR6169		333			SPARE WIRE	

SECTION II B(1). LOGIC CONTROL UNIT CIRCUIT LIST

FROM	TO	SIGNAL	SEC	COLOR	GROUP	ROUTE	REMARKS	NOTE
J112-153	P006-170	SPR6170		222			SPARE WIRE	
J112-154	P006-171	SPR6171		111			SPARE WIRE	
J112-155	P006-172	SPR6172		000			SPARE WIRE	
J113-242	P008-087	SPR6087		777			SPARE WIRE	
J113-243	P008-088	SPR6088		888			SPARE WIRE	
J113-244	P008-089	SPR6089		999			SPARE WIRE	
J035----	P001-186	SPTP01					RESERVE TP	
J072----	P007-216	SPTP02					RESERVE TP	
J073----	P007-217	SPTP03					RESERVE TP	
J074----	P007-218	SPTP04					RESERVE TP	
J075----	P007-219	SPTP05					RESERVE TP	
J076----	P007-220	SPTP06					RESERVE TP	
J077----	P007-221	SPTP07					RESERVE TP	
J078----	P007-222	SPTP08					RESERVE TP	

SECTION II B(1). LOGIC CONTROL UNIT CIRCUIT LIST

FROM	TO	SIGNAL	RELAY	COLOR	GROUP	ROUTE	REMARKS	NOTE
J079----	P007-223	SPTP09					RESERVE TP	
J080----	P007-224	SPTP10					RESERVE TP	
J081----	P007-225	SPTP11					RESERVE TP	
J094----	P006-219	SPTP12					RESERVE TP	
J095----	P006-220	SPTP13					RESERVE TP	
J096----	P006-221	SPTP14					RESERVE TP	
J112-173	P006-056	SVN001*					949	
J112-207	P006-057	SVN002*					528	
J112-208	P006-058	SVN003*					777	
J112-209	P006-059	SVN004*					666	
J112-210	P006-060	SVN005*					955	
J112-211	P006-061	SVN006*					444	
J112-212	P006-062	SVN007*					333	
J112-213	P006-063	SVN008*					222	

SECTION II B(1). LOGIC CONTROL UNIT CIRCUIT LIST

FROM	TO	SIGNAL	COLOR	GROUP	ROUTE	REMARKS	NOTE
J112-214	P006-C64	SVN009*	111				
J112-215	P006-C65	SVN100*	000				
J112-216	P006-C66	SVN101*	999				
J112-217	P006-C67	SVN102*	888				
J112-218	P006-C68	SVN103*	777				
J112-219	P006-C69	SVN104*	666				
J112-220	P006-C70	SVN105*	555				
J112-221	P006-071	SVN106*	444				
J112-222	P006-103	SVN107*	333				
J112-223	P006-104	SVN108*	222				
J113-153	P002-075	SVT000*	222				
J113-059	P004-103	SVT001	333				
J113-105	P004-C57	SVT002*	888				
J113-056	P004-106	SVU000*	000				

SECTION II B(1). LOGIC CONTROL UNIT CIRCUIT LIST

FROM	TO	SIGNAL	COLAR	GROUP	ROUTE	REMARKS	NOTE
JC01- U	PC01-037	UPA000	22				
PC04-074	Y001-C01	UZP012	22T2	TG001			
JC05-005	PC04-C76	WZX0010	24				
JC04-050	PC06-185	XAX123	555				
JC04-057	PC06-184	XAX124	444				
JC04-056	PC06-183	XAX125	333				
JC04-055	PC06-182	XAX126	222				
PC04-134	PC05-C94	XAX127	A	444			
JC04-042	PC03-C46	XAX127	P	222			
PC04-135	PC05-C93	XAX128	A	333			
JC04-041	PC03-C47	XAX128	P	111			
PC04-136	PC05-C92	XAX129	A	222			
JC04-040	PC03-C48	XAX129	P	000			
PC04-137	PC05-C91	XAX130	A	111			
JC04-039	PC03-C49	XAX130	P	999			
PC04-138	PC05-C90	XAX131	A	000			
JC04-038	PC03-C50	XAX131	P	000			

SECTION II B(1). LOGIC CONTROL UNIT CIRCUIT LIST

FROM	TO	SIGNAL	WIRE	COLOR	GROUP	ROUTE	REMARKS
PC04-123	PC05-172	XAX137	A	599			
JC04-037	PC03-051	XAX132	E	777			
PC04-124	PC05-171	XAX133	A	600			
JC04-036	PC03-052	XAX133	E	666			
PC04-125	PC05-170	XAX134	A	777			
JC04-035	PC03-053	XAX134	E	555			
PC01-053	PC03-061	XAX135	A	555			
PC04-126	PC05-169	XAX135	E	666			
JC04-034	PC03-054	XAX135	C	444			
PC01-052	PC03-062	XAX136	A	666			
PC04-127	PC05-168	XAX136	E	555			
JC04-033	PC03-066	XAX136	C	333			
PC01-051	PC03-063	XAX137	A	777			
PC04-128	PC05-167	XAX137	E	444			
JC04-032	PC03-067	XAX137	C	222			
PC01-050	PC03-064	XAX138	A	888			
PC04-129	PC05-166	XAX138	E	333			
JC04-031	PC03-068	XAX138	C	111			
PC01-049	PC03-065	XAX139	A	599			
PC04-160	PC05-165	XAX139	E	222			
JC04-030	PC03-069	XAX139	C	000			

SECTION II B(1). LOGIC CONTROL UNIT CIRCUIT LIST

FROM	TO	SIGNAL	SEC	COLOR	GROUP	ROUTE	REMARKS	NOTE
PC01-048	PC03-066	XAX14C	A	000				
PC04-161	PC05-164	XAX14C	B	111				
JC04-029	PC03-001	XAX140	C	999				
PC01-047	PC03-067	XAX141	A	111				
PC04-162	PC05-163	XAX141	B	000				
JC04-028	PC03-002	XAX141	C	888				
PC01-046	PC03-068	XAX142	A	222				
PC04-166	PC05-129	XAX142	B	666				
JC04-027	PC03-003	XAX142	C	777				
PC04-167	PC05-128	XAX143	A	555				
JC04-026	PC03-004	XAX143	B	666				
PC04-168	PC05-127	XAX144	A	444				
JC04-025	PC03-005	XAX144	B	555				
PC04-169	PC05-126	XAX145	A	333				
JC04-024	PC03-006	XAX145	B	444				
PC04-170	PC05-125	XAX146	A	222				
JC04-023	PC03-007	XAX146	B	333				
PC04-171	PC05-124	XAX147	A	111				
JC04-022	PC03-008	XAX147	B	222				

SECTION II B(1). LOGIC CONTROL UNIT CIRCUIT LIST

FROM	TO	SIGNAL	RELAY	CONTACT	COLOR	GROUP	ROUTE	REMARKS	NOTE
P004-172	P005-123	XAX148	A		800				
J004-021	P003-009	XAX148	B		111				
P004-156	P005-206	XAX149	A		999				
J004-020	P003-010	XAX149	B		600				
P004-157	P005-205	XAX150	A		800				
J004-019	P003-011	XAX150	B		999				
P004-158	P005-204	XAX151	A		777				
J004-018	P003-012	XAX151	B		800				
P004-163	P005-162	XAX152	A		999				
J004-017	P003-013	XAX152	B		777				
P004-164	P005-161	XAX153	A		800				
J004-016	P003-014	XAX153	B		666				
P004-165	P005-160	XAX154	A		777				
J004-015	P003-015	XAX154	B		555				
J112-111	P006-127	XKF2120	A		555				
J112-112	P006-128	XKF2120	B		444				
J112-113	P006-129	XKF2120	C		333				
P001-114	P005-130	XKS0000	A	22T2			T6002		
P004-114	P006-130	XKS0000	P	22T2			T6003		
J004-005	P005-012	XKS0000	C	24T2			T6004		

SECTION II B(1). LOGIC CONTROL UNIT CIRCUIT LIST

FROM	TO	SIGNAL	REF	COLOR	GROUP	ROUTE	REMARKS	NOTE
J103----	P006-024	XK500C°	D	22T2999	TG026			
J012----	PC01-173	XPS061°						
J009-002	P003-155	XTA001°		C00				
J009-003	P003-154	XTA002°		iii				
J009-004	P003-153	XTA003°		222				
J006-029	P003-203	XTD001°		666				
J006-011	P003-204	XTD002°		777				
J006-010	P003-206	XTD003°		999				
J006-020	P003-205	XTD004°		888				
J005-012	J113-071	XTD005°	A	24				
J005-003	J006-021	XTD005°	P	24				
J006-035	P003-201	XTD006°		444				
J006-042	P003-200	XTD007°		333				
J006-038	P003-199	XTD008°		222				

SECTION II B(1). LOGIC CONTROL UNIT CIRCUIT LIST

FROM	TO	SIGNAL	COLLAR	GROUP	ROUTE	REMARKS	NOTE
JC06-040	P003-202	X70009*	999				
JC06-020	P003-196	X70011*	999				
JC06-039	P003-195	X70018*	888				
J010-001	P008-159	X70101	333				
J010-002	P008-191	X70102	444				
J010-003	P008-192	X70103	555				
J010-004	P008-193	X70104*	666				
JC09-007	P003-152	X7E001*	333				
JC09-008	P003-151	X7E002*	444				
JC09-009	P003-150	X7E003*	555				
JC09-010	P003-149	X7E004*	666				
JC09-011	P003-148	X7E005*	777				
JC09-013	P003-147	X7I001*	888				
JC09-014	P003-146	X7I002*	999				

SECTION II B(1). LOGIC CONTROL UNIT CIRCUIT LIST

FROM	TO	SIGNAL	PERCENT	COLOR	GROUP	ROUTE	REMARKS	NOTE
J009-015	P003-145	XTI003*		000				
J009-016	P003-144	XTI004*		111				
J009-017	P003-143	XTI005*		222				
J009-054	P003-117	XTR000*		555				
J009-055	P003-116	XTR001*		666				
J009-056	P003-085	XTR002*		777				
J009-057	P003-084	XTR003*		888				
J009-058	P003-083	XTR004*		999				
J009-059	P003-082	XTR005*		000				
J009-060	P003-081	XTR006*		111				
J009-061	P003-080	XTR007*		222				
J009-062	P003-079	XTR008*		333				
J009-030	P003-169	XTP001*		000				
J009-031	P003-168	XTP002*		111				

SECTION II B(1). LOGIC CONTROL UNIT CIRCUIT LIST

FROM	TO	SIGNAL	WIRING	COLOR	GROUP	ROUTE	REMARKS	NOTE
JC09-032	P003-187	XTP0030		222				
JC09-033	P003-186	XTP0040		333				
JC09-034	P003-185	XTP0050		444				
JC09-035	P003-184	XTP0060		555				
JC09-036	P003-183	XTP0070		666				
JC09-037	P003-182	XTP0080		777				
JC09-038	P003-181	XTP0090		888				
JC09-039	P003-180	XTP0100		999				
JC09-040	P003-179	XTP0110		000				
JC09-041	P003-178	XTP0120		111				
JC09-042	P003-177	XTP0130		222				
JC09-043	P003-176	XTP0140		333				
JC09-044	P003-175	XTP0150		444				
JC04-016	P003-158	XTW1350		111				

SECTION II B(1). LOGIC CONTROL UNIT CIRCUIT LIST

FROM	TO	SIGNAL	PAR/PL/CLAR	GROUP	ROUTE	REMARKS	NOTE
J004-010	P003-197	XTW130*					
J002-030	P004-083	XVW335*					
P001-130	P005-114	XXXGCC*				A 22	
P004-130	P006-114	XXXGCC*				B 22	
J005-079	P005-016	XXXGCC*				C 24	

SECTION II A(2). LOGIC CONTROL UNIT CARD CAGE NO. 1 WIRE LIST

COMPONENT 11J001-		CONNECTOR								
FROM	PIN	TO	SIGNAL	DES	GROUP	COLOR	GROUP	ROUTE	REMARKS	NOTE
	001	11XA02-034	AAA028*							
11XA02-049	002		IAA128							
11XA02-053	003		IAA127							
	004	11XA02-C58	AAA026*							
	005	11XA02-054	AA1027*							
11XA02-091	006		IAA126							
	007	11XA02-061	AAA025*							
11XA02-093	008		IAA125							
11XA02-095	009		IAA124							
11XA02-098	010		AAA023*							
	011	11XA02-C64	AAA024*							
11XA02-097	012		IAA123							
11XA02-099	013		IAA122							
11XA02-100	014		AAA022*							
	015	11XA09-C40	APF361	A						
11XA28-023	016		AP1031							
	017	11XA04-056	KPC305*							
11XA15-009	018		APD012*							
11XA19-007	019		APD013*							
11XA30-012	020		CFA001							
11XA30-011	021		CFA002							
11XA30-010	022		CFA003							
11XA30-009	023		CFA004							
11XA30-008	024		CFA005							
11XA30-007	025		CFA006							
11XA30-028	026		CFA007							
	027	11XA20-C41	CFA008							
	028	11XA10-C97	GFR141*							

SECTION II A(2). LOGIC CONTROL UNIT CARD CAGE NO. 1 WIRE LIST

COMPONENT 11J001-		CONNECTOR									
FROM	PIN	TO	SIGNAL	SEG	F ₁	F ₂	COLCP	GROUP	ROUTE	REMARKS	NOTE
	029	11XA12-055	GPR241*								
	030	11XA10-089	GPR041								
	031	11XA02-048	GPA111								
11XA19-C91	032		GPT252*								
	033	11XA04-C93	GPA019								
	034										
	035										
	036										
11XA29-019	037		UPA000								
11XA29-001	038		GAD129								
	039		SPR1039							RSV RIBBON	
11XA14-025	040		APL124*								
11XA06-049	041		GPL062								
11XA14-002	042		AAD111*								
11XA18-048	043		AAD112*								
11XA05-093	044		CAO121*								
11XA13-075	045		CAO157*								
11XA23-074	046		XAX142								
11XA23-068	047		XAX141								
11XA22-044	048		XAX140								
11XA22-074	049		XAX139								
11XA22-041	050		XAX138								
11XA22-038	051		XAX137								
11XA22-035	052		XAX136								
11XA22-032	053		XAX135								
11XA14-089	054		CVX044*								
11XA19-088	055		AAD101*								
	056										

SECTION II A(2). LOGIC CONTROL UNIT CARD CAGE NO. 1 WIRE LIST

COMPONENT 1J001-		CONNECTOR									
FROM	PIN	TO	SIGNAL	SEC	P	C	COLOR	GROUP	ROUTE	REMARKS	NOTE
	057										
	058										
	059										
	060										
	061										
	062										
	063										
	064										
	065										
	066										
	067										
	068										
	069										
	070										
	071										
	072										
	073		SPR1073							RSV RIBBON	
	074		SPR1074							RSV RIBBON	
11XA26-076	075		KPA054								
11XA02-101	076		1A2511								
	077	11XA26-025	FA2011								
11XA15-014	078		GAC1030								
11XA25-078	079		CKE5210								
	080		SPR1080							RSV RIBBON	
	081		SPR1081							RSV RIBBON	
	082		SPR1082							RSV RIBBON	
	083		SPR1083							RSV RIBBON	
	084		SPR1084							RSV RIBBON	

SECTION II A(2). LOGIC CONTROL UNIT CARD CAGE NO. 1 WIRE LIST

COMPONENT 11J001-		CONNECTOR								
FROM	PIN	TO	SIGNAL	SIG	NO.	COLOR	GROUP	ROUTE	REMARKS	NOTE
	085		SPR1085						RSV RIBBON	
11XA27-100	086		AVT1130							
	087		SPR1087						RSV RIBBON	
11XA18-044	088		AA01070							
11XA06-051	089		CVT0110							
11XA01-053	090		1002060							
11XA01-007	091		1002050							
11XA11-082	092		A002040							
11XA11-085	093		A002030							
11XA11-088	094		A002020							
11XA25-047	095		F002010							
	096		SPR1096						RSV RIBBON	
11XA11-011	097		1003480							
	098		SPR1098						RSV RIBBON	
	099	11XA12-077	N0C061	A						
11XA14-067	100		AFT7330							
11XA02-076	101		AA15000							
11XA02-096	102		AA0240							
	103									
	104									
	105									
	106									
	107									
	108									
	109									
	110									
	111									
	112									

SECTION II A(2). LOGIC CONTROL UNIT CARD CAGE NO. 1 WIRE LIST

COMPONENT 1J001-		CONNECTOR								
FROM	PIN	TO	SIGNAL	NO.	COLOR	GROUP	ROUTE	REMARKS	NOTE	
	113									
11XA29-035	114		XRS000° C		T2222	T6001				
11XA29-023	115		GRO928 B		T2AAT	T6001				
	116		SPR1116					RSV RIBBON		
	117		SPR1117					RSV RIBBON		
	118		SPR1118					RSV RIBBON		
	119		SPR1119					RSV RIBBON		
	120		SPR1120					PSV RIBBON		
	121		SPR1121					RSV RIBBON		
	122		SPR1122					RSV RIBBON		
	123									
	124									
	125									
	126									
	127									
	128									
	129									
11XA23-018	130		XXX000°							
	131									
11XA02-094	132		AAA025°							
11XA02-095	133		AAA027°							
11XA02-092	134		AAA026°							
11XA02-050	135		AAA028°							
	136	11XA06-043	6P8091°							
11XA04-015	137		IPA154							
11XA09-041	138		APF351°							
	139									
	140									

SECTION II A(2). LOGIC CONTROL UNIT CARD CAGE NO. 1 WIRE LIST

COMPONENT 11J001-		CONNECTOR									
FROM	FIN	TO	SIGNAL	NO	1	2	COLOR	GROUP	ROUTE	ALARM	NOTE
	141										
	142										
	143										
	144										
	145										
	146										
	147										
	148										
	149										
	150										
	151										
	152										
	153										
	154										
	155										
	156										
	157										
	158										
	159										
11XA14-049	160		GPC0130								
11XA25-049	161		IPR4410								
11XA29-088	162		IEC3540								
11XA29-089	163		IEC3330								
11XA29-091	164		CPJ1270								
11XA29-090	165		IPJ1610								
11XA29-087	166		IPJ1620								
11XA29-071	167		APJ0520								
	168		SPR1168							RSV RIBDEN	

SECTION II A(2). LOGIC CONTROL UNIT CARD CAGE NO. 1 WIRE LIST

COMPONENT 11J001-		CONNECTOR									
FROM	PIN	TO	SIGNAL	RES	1	2	COLOR	GROUP	ROUTE	REMARKS	NOTE
11X411-101	169		199541								
11X404-031	170		CEC2190								
11X401-049	171		1802080								
11X401-051	172		1802070								
11X409-035	173		XP50910								
	174										
	175										
	176										
	177										
	178										
	179										
	180										
	181										
	182										
	183										
	184										
11X420-079	185		MMA1770								
	186		SPTP01							RESERVE TP	
11X430-026	187		GPA111								
11X430-027	188		GPA000								
11X430-025	189		GPA019								
	190										
	191										
	192										
	193										
	194										
	195										
	196										

SECTION II A(2). LOGIC CONTROL UNIT CARD CAGE NO. 1 WIRE LIST

COMPONENT 11J001-		CONNECTOR								
FROM	PIN	TO	SIGNAL	POS	NO	COLOR	GROUP	ROUTE	REMARKS	NOTE
	197									
	198									
	199									
	200									
	201									
	202									
	203									
	204									
	205									
	206									
	207	11X004-CC8	OPF112							
11XA26-077	708		APF021							
11XA25-090	209		APV121							
11XA06-009	210		APF221							
11XA08-023	211		APF321							
11XA19-045	212		APF361						A	
11XA03-062	213		KPF0930							
11XA16-004	214		KPN1660							
11XA26-004	215		KPT3140							
11XA12-055	216		GPR2410							
11XA16-097	217		GPR1410							
11XA10-009	218		GPR041							
11XA15-098	219		KPO021							
11XA18-097	220		CPR611							
11XA25-050	221		KPR431							
11XA27-007	222		KPC061						A	
	223	11XA11-059	KPC062							
	224	11XA11-056	ABC7580							

SECTION II A(2). LOGIC CONTROL UNIT CARD CAGE NO. 1 WIRE LIST

COMPONENT 11J001-		CONNECTOR									
FROM	PIN	TO	SIGNAL	SEC	NO.	COLOR	GROUP	ROUTE	REMARKS	NOTE	
11K423-017	225		11K110								
	226										
	227										
	228										
	229										
	230										
	231										
	232										
	233										
	234										
	235										
	236										
	237										
	238										
	239										
	240										
	241										
	242										
	243										
	244										

SECTION II A(2). LOGIC CONTROL UNIT CARD CAGE NO. 1 WIRE LIST

COMPONENT 11J002-		CONNECTOR								
FROM	PIN	TO	SIGNAL	RES	1	COLOR	GROUP	ROUTE	REMARKS	NOTE
11XA29-010	001		SBS504*							
11XA29-011	002		SBS502*							
11XA29-012	003		SBS501*							
11XA30-007	004		SBS400*							
11XA30-008	005		SBS404*							
11XA30-009	006		SBS402*							
11XA30-090	007		SBS401*							
11XA22-001	008		GRD122							
11XA30-057	009		SMB003*							
11XA25-001	010		GRD125							
11XA30-074	011		SPD102*							
11XA30-075	012		SPD101							
11XA16-001	013		GRD116							
11XA30-091	014		SPD104*							
11XA30-092	015		SPD103							
11XA19-002	016		GRD119							
11XA30-071	017		SFND003*							
11XA30-072	018		SFND002*							
	019	11XA11-014	SFND001*							
	020									
	021									
	022									
	023									
	024									
	025									
	026									
	027									
	028									

SECTION II A(2). LOGIC CONTROL UNIT CARD CAGE NO. 1 WIRE LIST

COMPONENT 11J002-		CONNECTOR								
FROM	PIN	TO	SIGNAL	DIS	W	COLOR	GROUP	ROUTE	REMARKS	NOTE
	029									
11XA16-042	030		AFC062°							
	031									
11XA16-094	032		AKF123							
11XA16-093	033		KVR023°							
11XA03-083	034		APB052°							
11XA06-043	035		CPB091°							
11XA03-033	036		KPB010°							
11XA19-101	037		ABC750°							
11XA22-007	038		NBC061 °							
11XA27-090	039		CSA111°							
11XA27-092	040		CSA109°							
11XA27-094	041		CSA114°							
11XA27-091	042		CSA110°							
11XA27-079	043		CSA101°							
11XA27-081	044		CSA106°							
11XA27-075	045		CSA105°							
11XA27-076	046		CSA104°							
11XA27-078	047		CSA102°							
11XA27-080	048		CSA107°							
11XA27-077	049		CSA103°							
11XA29-067	050		CPA068°							
11XA29-068	051		CPA067°							
11XA29-065	052		CPA066°							
11XA29-066	053		CPA065°							
11XA29-063	054		CPA064°							
11XA11-001	055		GR0111							
	056									

SECTION II A(2). LOGIC CONTROL CARD CAGE NO. 1 WIRE LIST

COMPONENT 11J002-		CONNECTOR									
FROM	PIN	TO	SIGNAL	SEC	1	2	COLOR	GROUP	ROUTE	REMARKS	NOTE
	057										
	058										
	059										
	060										
	061										
	062										
	063										
	064										
	065										
	066										
	067										
	068										
	069										
	070										
	071										
11XA22-079	072		MBC062								
	073		SPR2073							RSV RIBBON	
	074		SPR2074							RSV RIBBON	
11XA29-060	075		SVT0000								
11XA27-037	076		CPO1220								
11XA27-039	077		DDO1270								
11XA27-033	078		CDO1260								
11XA27-034	079		CPO1290								
11XA27-036	080		CDO1270								
11XA27-038	081		DDO1280								
11XA27-035	082		CBC1240								
11XA27-023	083		CDO1150								
11XA27-025	084		DDO1200								

SECTION II A(2). LOGIC CONTROL UNIT CARD CAGE NO. 1 WIRE LIST

COMPONENT 11J002-		CONNECTOR								
FROM	FIN	TO	SIGNAL	DIS	?	COLOR	GROUP	ROUTE	REMARKS	NOTE
11XA27-019	005		000119*							
11XA29-064	006		CPA063*							
11XA29-047	007		CPA062*							
11XA29-040	008		CPA061*							
11XA29-009	009		SES500*							
11XA18-007	090		KPA110*							
11XA14-094	091		APR412*							
11XA03-076	092		APB051*							
11XA17-007	093		MPH061							
11XA13-070	094		AFL011							
11XA07-061	095		KPF471							
	096		SPR2096						RSV RIBBON	
11XA05-062	097		KPV141							
11XA10-004	098		KPT443							
11XA04-097	099		CPB121							
11XA15-015	100		BPF002*							
11XA16-009	101		ABD312*							
11XA10-009	102		ABD311*							
	103									
	104									
	105									
	106									
	107									
	108									
	109									
	110									
	111									
	112									

SECTION II A(2). LOGIC CONTROL UNIT CARD CAGE NO. 1 WIRE LIST

COMPONENT 11J002-		CONNECTOR								
FROM	PIN	TO	SIGNAL	DIS	GROUP	COLOR	GROUP	ROUTE	REMARKS	NOTE
	113									
11XA26-003	114		PZG0040	P						
11XA27-003	115		PZG0040	A						
11XA27-020	116		CGD1100							
11XA27-022	117		CGD1160							
11XA27-024	118		CGD1210							
11XA27-021	119		CGD1170							
11XA27-093	120		CGA1000							
11XA27-095	121		CGA1130							
11XA27-089	122		CGA1120							
11XA04-101	123		APB1310							
11XA19-044	124		KMA114							
11XA27-002	125		FBA013							
11XA27-000	126		FBA017							
11XA27-007	127		FBA016							
11XA27-003	128		FBA015							
11XA27-096	129		FBA014							
11XA27-007	130		PZP004	P						
11XA27-000	131		PZP004	P						
11XA12-052	132		KPC3450							
11XA05-075	133		APE0110							
11XA10-046	134		KPT0410							
11XA10-069	135		KPT041							
11XA10-003	136		KPT4430							
11XA05-003	137		KPE0510							
11XA00-033	138		KPB2510							
	139		SPR2130						RSV RIBBON	
	140		3PR2140						RSV RIBBON	

SECTION II A(2). LOGIC CONTROL UNIT CARD CAGE NO. 1 WIRE LIST

COMPONENT 11A02-		CONNECTOR									
FROM	PIN	TO	SIGNAL	REL	1	2	COLOR	GROUP	ROUTE	REMARKS	NOTE
	141		SPR2141							RSV RIBBON	
	142		SPR2142							RSV P1800N	
	143										
	144										
	145										
	146										
	147										
	148										
	149										
	150										
	151										
	152										
	153										
	154										
	155										
11XA27-031	156		K80004								
11XA27-027	157		K80005								
11XA27-040	158		K80004								
11XA27-046	159		K80003								
11XA27-102	160		F8A013								
11XA27-101	161		F8A012								
11XA27-097	162		F8A011								
11XA26-036	163		F8A018								
11XA26-037	164		F8A017								
11XA26-038	165		F8A016								
11XA26-039	166		F8A015								
11XA26-045	167		F8A014								
11XA26-023	168		F8A013								

SECTION II A(2). LOGIC CONTROL UNIT CARD CAGE NO. 1 WIRE LIST

COMPONENT 11J002-		CONNECTOR								
FROM	PIN	TO	SIGNAL	REG.	COLOR	GROUP	ROUTE	REMARKS	NOTE	
11XA26-024	169		FAA012							
11XA26-025	170		FAA011							
11XA27-026	171		K80008							
11XA27-032	172		K80007							
	173									
11XA30-024	174		SPA201							
11XA30-023	175		SPA202							
11XA30-044	176		SPA203							
11XA30-043	177		SPA204							
11XA30-042	178		SPA205							
11XA30-041	179		SPA206							
11XA30-040	180		SPA207							
11XA30-039	181		SPA208							
11XA19-001	182		GRO119	A						
11XA30-060	183		SPH004							
11XA30-059	184		SPH005							
11XA30-058	185		SPH004							
11XA30-056	186		SPH007							
11XA30-055	187		SPH008							
11XA30-076	188		SPH009							
	189		SPR2189					RSV RIBOON		
11XA14-016	190		KPC171							
11XA27-045	191		K80002							
11XA27-041	192		K80001							
11XA13-074	193		APL1130							
11XA30-073	194		SPH0010							
11XA18-013	195		INB013							
11XA12-033	196		CPT1110							

SECTION II A(2). LOGIC CONTROL UNIT CARD CAGE NO. 1 WIRE LIST

COMPONENT 11J002-		CONNECTOR									
FROM	PIN	TO	SIGNAL	SEG	1	2	COLOR	GROUP	ROUTE	REMARKS	NOTE
11XA11-015	197		IPT1132°								
11XA10-045	198		CPT1130								
11XA19-026	199		KPD211°								
11XA14-070	200		APT741°								
11XA19-027	201		KPR231°								
11XA15-085	202		IPT491								
11XA14-095	203		KPC193								
11XA14-093	204		KPC192								
11XA14-018	205		KPC191								
11XA14-011	206		KPC181								
	207										
	208										
	209										
	210										
	211										
	212										
	213										
	214										
	215										
	216										
	217										
	218										
	219										
	220										
	221										
	222										
	223										
	224										

SECTION II A(2). LOGIC CONTROL UNIT CARD CAGE NO. 1 WIRE LIST

COMPONENT 11J002-		CONNECTOR								
FROM	PIN	TO	SIGNAL	SIG	COLOR	GROUP	ROUTE	REMARKS	NOTE	
	225									
11XA14-009	226		KPC141							
11XA14-050	227		KPC151							
11XA14-016	228		KPC141							
11XA14-051	229		KPC131							
11XA14-053	230		KPC121							
11XA19-045	231		APF361	P						
11XA12-030	232		BPE112							
11XA16-046	233		KPD3050							
11XA19-047	234		KMA071							
11XA25-077	235		BPB0390							
11XA14-083	236		KVK0010							
11XA02-080	237		IPB0810							
11XA10-050	238		CPR40.							
11XA10-092	239		APA1150							
11XA10-089	240		KPA1110							
11XA10-023	241		CMB063							
11XA11-035	242		CPB091							
	243		SPR2243					RSV RIGOR		
11XA20-087	244		GKA5000							

SECTION II A(2). LOGIC CONTROL UNIT CARD CAGE NO. 1 WIRE LIST

COMPONENT 11XA01-		CONNECTOR (LOGIC CARD NO. 3)									
FROM	PIN	TO	SIGNAL	REG	2	3	COLOR	GROUP	ROUTE	REMARKS	NOTE
	001									GRD	
	002									GRD	
	003									KEY	
	004										
	005									•5VDC	
	006									•5VDC	
	007	11J001-091	100205°								
	008	11XA03-099	K00005								
	009	11XA02-021	1P0001								
	010	11XA03-070	AP0051°								
	011	11XA03-046	1P0021°								
	012	11XA03-033	KP0010°								
	013	11XA04-000	1P0011								
	014	11XA03-036	AP0052°								
	015	11XA01-024	1P0222°								
	016	11XA01-091	CP0221								
	017	11XA01-000	1P0322°								
	018	11XA01-006	CP0005								
	019	11XA04-090	0P0111°								
	020	11XA01-069	KP0020°								
	021	11XA01-033	KP0030								
	022	11XA01-035	KP0040°								
	023	11XA19-051	0PE232°								
11XA01-015	024		1P0222°								
	025	11XA04-099	0P0112°								
	026	11XA01-039	KP0020								
	027	11XA01-075	KP0030°								
	028	11XA01-041	KP0040								

SECTION II A(2). LOGIC CONTROL UNIT CARD CAGE NO. 1 WIRE LIST

COMPONENT 11XA01-		CONNECTOR (LOGIC CARD NO. 3)								
FROM	PIN	TO	SIGNAL	SEC	NO.	COLOR	GROUP	ROUTE	REMARKS	NOTE
	029	11XA01-C64	KPB050							
	030	11XA03-C08	KPA054							
	031	11XA01-C92	CP0211°							
	032	11XA20-C20	GPA001							
11XA01-021	033	11XA01-C71	KPB030							
	034									
11XA01-022	035	11XA03-C43	KPB040°							
	036									
	037	11XA01-C93	CP0212°							
	038	11XA20-C23	GPA002							
11XA01-024	039	11XA03-C41	KPB020							
	040									
11XA01-020	041	11XA01-C77	KPB040							
	042									
	043	11XA01-001	IPB321°							
	044	11XA01-007	APB311							
	045	11XA01-056	IPB421°							
	046	11XA01-065	APB411							
	047	11XA01-057	IPB422°							
	048	11XA01-066	GPA004							
	049	11J001-171	IB0200°							
	050	11XA03-098	KPB008							
	051	11J001-172	IB0207°							
	052	11XA24-013	KPB007							
	053	11J001-C90	IB0206°							
	054	11XA24-C20	KPB006							
	055	11XA01-062	BPB431							
11XA01-045	056		IPB421°							

SECTION II A(2). LOGIC CONTROL UNIT CARD CAGE NO. 1 WIRE LIST

COMPONENT 11XA01-		CONNECTOR (LOGIC CARD NO. 3)							
FROM	PIN	TO	SIGNAL	DIS.	COLOR	GROUP	ROUTE	REMARKS	NOTE
11XA01-047	057		1PB422*						
	058								
	059	11XA01-063	0PB432						
	060								
	061	11XA19-054	0PB441*						
11XA01-055	062		2PB431						
11XA01-059	063		0PB432						
11XA01-029	064	11XA01-004	1PB050						
11XA01-046	065	11XA02-040	1PB411						
11XA01-048	066	11XA20-035	CPA006						
	067	11XA01-095	CPB213*						
	068	11XA20-026	CPA003						
11XA01-020	069	11XA03-040	1PB025*						
	070								
11XA01-033	071	11XA03-048	1PB030						
	072								
	073	11XA01-096	CPB214*						
	074	11XA20-029	CPA004						
11XA01-027	075	11XA03-047	1PB030*						
	076								
11XA01-041	077	11XA03-055	1PB040						
	078								
	079	11XA01-089	0PB332						
11XA01-017	080		1PB322*						
11XA01-043	081		1PB321*						
	082								
	083	11XA19-053	0PB342*						
11XA01-064	084	11XA01-099	1PB050						

SECTION II A(2). LOGIC CONTROL UNIT CARD CAGE NO. 1 WIRE LIST

COL. ELEMENT 11XA01-		CONNECTOR (LOGIC CARD NO. 3)								
FROM	FIN	TO	SIGNAL	SEC	Q	COLOR	GROUP	ROUTE	REMARKS	NOTE
	085	11XA01-090	SPB331							
11XA01-010	086	11XA20-092	CPAC05							
11XA01-044	087	11XA02-097	APB311							
	088									
11XA01-079	089		SPB332							
11XA01-085	090		SPB331							
11XA01-016	091	11XA01-101	CPB221							
11XA01-031	092		CPB211*							
11XA01-037	093		CPB212*							
	094									
11XA01-067	095		CPB213*							
11XA01-073	096		CPB214*							
	097	11XA19-050	CPB231*							
	098	11XA03-026	KPA054*							
11XA01-084	099	11XA03-075	APB050							
	100									
11XA01-091	101		CPB221							
	102									
	103									
	104								KEY	
	105									
	106									

SECTION II A(2). LOGIC CONTROL UNIT CARD CAGE NO. 1 WIRE LIST

COMPONENT 11XA02-		CONNECTOR (LOGIC CARD NO. 2)								
FROM	PIN	TO	SIGNAL	RES	W	COLOR	GROUP	ROUTE	REMARKS	NOTE
	001								GRD	
	002								GRD	
	003								KEY	
	004									
	005								±SVDC	
	006								±SVDC	
	007	11XA05-022	IPA021°							
	008	11XA02-020	APA031							
	009	11XA05-029	IPA022°							
	010	11XA02-023	APA032							
	011	11XA05-036	IPA023°							
	012	11XA02-026	APA033							
	013	11XA05-043	IPA024°							
	014	11XA02-029	APA034							
	015	11XA05-050	IPA025°							
	016	11XA05-051	APA035							
	017	11XA05-057	IPA026°							
	018	11XA05-058	APA036							
	019	11XA03-028	APA041°							
11XA02-008	020	11XA05-023	APA031							
11XA01-009	021	11XA02-024	IP0001							
	022	11XA03-021	APA042°							
11XA02-010	023	11XA05-030	APA032							
11XA02-021	024	11XA02-027	IP0001							
	025	11XA05-014	APA043°							
11XA02-012	026	11XA05-037	APA043							
11XA02-024	027	11XA02-030	IP0001							
	028	11XA03-027	APA044°							

SECTION II A(2). LOGIC CONTROL UNIT CARD CAGE NO. 1 WIRE LIST

COMPONENT 11XA02-		CONNECTOR (LOGIC CARD NO. 2)								
FROM	PIN	TO	SIGNAL	SEC	EDGE	GROUP	ROUTE	REMARKS	NOTE	
11XA02-014	029	11XA05-C44	APA034							
11XA02-027	030	11XA04-C35	IP0001							
	031	11XA04-066	APS111							
	032	11XA10-C61	BPM1520							
	033	11XA05-C12	KPS0010							
11JC01-C01	034	11XA02-050	AAA0200							
	035	11XA20-001	FAA010							
	036	11XA02-057	IAA511							
11XA01-007	037		AP0311							
	038	11XA06-022	AP40110							
	039	11XA02-042	APF1110							
11XA01-065	040		AP0411							
11XA02-039	041	11XA07-009	APF1110							
	042	11XA06-037	APF2110							
	043	11XA06-C90	IPA0270							
	044	11XA05-C76	APA037							
	045	11XA06-009	IPA0200							
	046	11XA06-017	APA030							
	047	11XA02-074	IPA1210							
11JC01-031	048	11XA25-C33	CPA111							
	049	11J001-002	IAA120							
11XA02-034	050	11J001-135	AAA0200							
	051	11XA05-101	IPF560							
	052	11XA09-050	APF4230							
	053	11J001-003	IAA127							
11J001-005	054	11XA02-055	AAA0270							
11XA02-054	055	11J001-133	AAA0270							
	056	11XA20-002	FAA017							

SECTION II A(2). LOGIC CONTROL UNIT CARD CAGE NO. 1 WIRE LIST

COMPONENT 11XA02-		CONNECTOR (LOGIC CARD NO. 2)								
FROM	PIN	TO	SIGNAL	SEC	NO	COLOR	GROUP	ROUTE	REMARKS	NOTE
11XA02-034	057	11XA02-060	1AA511							
11JC01-004	058	11XA02-C92	AAA026°							
	059	11XA20-C03	FAA016							
11XA02-057	060	11XA02-063	1AA511							
11JC01-007	061	11XA02-C94	AAA025°							
	062	11XA20-C04	FAA015							
11XA02-060	063	11XA02-066	1AA511							
11JC01-C11	064	11XA02-C96	AAA024°							
	065	11XA20-C07	FAA014							
11XA02-063	066	11XA02-069	1AA511							
	067	11XA02-C77	AAA023°							
	068	11XA20-C08	FAA013							
11XA02-066	069	11XA02-C72	1AA511							
	070	11XA02-C78	AAA022°							
	071	11XA20-C09	FAA012							
11XA02-069	072	11XA02-101	1AA511							
	073	11XA04-C6C	AP5032°							
11XA02-047	074		1PA121°							
	075	11XA00-036	KPT314							
	076	11JC01-101	AA1500°							
11XA02-067	077	11XA02-C98	AAA023°							
11XA02-070	078	11XA02-100	AAA022°							
	079	11XA02-083	ABS611							
	080	11JC02-237	IMP001°							
	081	11XA19-C61	APL131°							
	082	11XA02-106	ABS621°							
11XA02-079	083		ABS611							
	084									

SECTION II A(2). LOGIC CONTROL UNIT CARD CAGE NO. 1 WIRE LIST

COMPONENT 11XA02-		CONNECTOR (LOGIC CARD NO. 2)								
FROM	PIN	TO	SIGNAL	SIG.	GROUP	COLOR	GROUP	ROUTE	REMARKS	NOTE
	085	11XA02-C09	ABS631*							
11XA02-082	086	11XA09-C20	ABS621*							
	087	11XA11-023	APJ052*							
	088	11XA22-C20	ABS641							
11XA02-085	089		ABS631*							
	090									
	091	11J001-C06	IAA126							
11XA02-053	092	11J001-134	AAA026*							
	093	11J001-C08	IAA125							
11XA02-061	094	11J001-132	AAA025*							
	095	11J001-C09	IAA124							
11XA02-064	096	11J001-102	AAA024*							
	097	11J001-C12	IAA123							
11XA02-077	098	11J001-010	AAA023*							
	099	11J001-013	IAA122							
11XA02-078	100	11J001-014	AAA022*							
11XA02-072	101	11J001-076	IAA511							
	102	11XA03-100	AAA501*							
	103									
	104									
	105									
	106									

KEY

SECTION II A(2). LOGIC CONTROL UNIT CARD CAGE NO. 1 WIRE LIST

COMPONENT 11XA03-		CONNECTOR (LOGIC CARD NO. 7)								
FROM	PIN	TO	SIGNAL	POS.	NO.	COLOR	GROUP	ROUTE	REMARKS	NOTE
	001								GRD	
	002								GRD	
	003		KPA051							
	004	11XA03-015	KPA051							
	005								+5VDC	
	006								+5VDC	
11XA02-020	007		APA044							
11XA01-030	008	11XA03-009	KPA054							
11XA03-008	009	11XA03-027	KPA054							
	010	11XA03-024	UVW011							
	011	11XA03-018	XPS091							
	012		KPA052							
	013	11XA03-022	KPA052							
11XA02-025	014		APA043							
11XA03-004	015	11XA03-016	KPA051							
11XA03-015	016		KPA051							
	017	11XA03-031	AKS131							
11XA03-011	018	11XA03-025	XPS091							
	019		KPA053							
	020	11XA03-029	KPA053							
11XA02-022	021		APA042							
11XA03-013	022	11XA03-023	KPA052							
11XA03-022	023		KPA052							
11XA03-010	024	11XA03-037	UVW011							
11XA03-018	025	11XA03-032	XPS091							
11XA01-098	026	11XA04-016	KPA054							
11XA03-005	027	11XA25-068	KPA054							
11XA02-019	028		APA041							

SECTION II A(2). LOGIC CONTROL UNIT CARD CAGE NO. 1 WIRE LIST

COMPONENT 11XA03-		CONNECTOR (LOGIC CARD NO. 7)								
FROM	PIN	TO	SIGNAL	DIS	COL	COLOR	GROUP	ROUTE	REMARKS	NOTE
11XA03-020	029	11XA03-030	KPA053							
11XA03-029	030		KPA053							
11XA03-017	031	11XA03-C09	AKS1910							
11XA03-025	032	11XA03-035	XPS0910							
11XA01-012	033	11J002-036	KPB0100							
	034	11XA03-038	KPB010							
11XA03-032	035	11XA04-C13	XPS0910							
11XA01-014	036	11XA03-083	APB0520							
11XA03-024	037	11XA03-042	UWNO11							
11XA03-034	038	11XA03-052	KPB010							
	039	11XA04-042	XXX1110							
11XA01-069	040		KPB0200							
11XA01-039	041	11XA03-050	KPB020							
11XA03-037	042	11XA03-049	UWNO11							
11XA01-035	043	11XA03-044	KPB0400							
11XA03-043	044	11XA03-054	KPB0400							
	045	11XA03-059	AKS1030							
11XA01-011	046	11XA03-053	JPB0210							
11XA01-075	047	11XA03-077	KPB0300							
11XA01-071	048	11XA03-057	KPB030							
11XA03-042	049	11XA03-056	UWNO11							
11XA03-041	050	11XA03-051	KPB020							
11XA03-050	051	11XA03-060	KPB020							
11XA03-038	052		KPB010							
11XA03-046	053	11XA03-060	JPB0210							
11XA03-044	054	11XA03-076	KPB0400							
11XA01-077	055	11XA03-085	KPB040							
11XA03-049	056	11XA03-063	UWNO11							

SECTION II A(2). LOGIC CONTROL UNIT CARD CAGE NO. 1 WIRE LIST

COMPONENT 11XA03-		CONNECTOR (LOGIC CARD NO. 7)								
FROM	PIN	TO	SIGNAL	SEC	POS	COLOR	GROUP	ROUTE	REMARKS	NOTE
11XA03-048	057	11XA03-050	KPB030							
11XA03-057	058	11XA06-C95	KPB030							
11XA03-045	059	11XA03-073	AKS103*							
11XA03-053	060		IPB021*							
	061	11XA03-065	KPF093							
	062	11J001-213	KPF093*							
11XA03-056	063	11XA03-066	UW011							
	064	11XA04-C03	BPF052*							
11XA03-061	065	11XA03-101	KPF093							
11XA03-063	066	11XA03-067	UW011							
11XA03-066	067	11XA05-007	UW011							
	068									
	069									
	070									
	071									
	072									
11XA03-059	073	11XA03-C92	AKS103*							
	074									
11XA01-052	075	11XA03-091	APB050							
11XA03-054	076		KPB040*							
11XA03-047	077	11XA03-C79	KPB030*							
11XA01-010	078	11J002-092	APB051*							
11XA03-077	079	11XA03-384	KPB030*							
11XA03-051	080		KPB02C							
	081								KEY	
	082								KEY	
11XA03-036	083	11J002-C34	APB052*							
11XA03-C79	084		KPB030*							

SECTION II A(2). LOGIC CONTROL UNIT CARD CAGE NO. 1 WIRE LIST

COMPONENT 11XA03-		CONNECTOR (LOGIC CARD NO. ?)									
FROM	PIN	TO	SIGNAL	SEC	?	?	COLOR	GROUP	ROUTE	REMARKS	NOTE
11XA03-055	085		KPB040								
	086	11XA04-101	AP0131*								
	087	11XA04-097	CP0121								
	088	11XA04-007	1PE122*								
11XA03-031	089		AKS131*								
	090	11XA03-105	XKS199 C								
11XA03-075	091	11XA06-045	3PB050								
11XA03-073	092		AKS103*								
	093	11XA03-106	XKS199 C								
	094										
	095										
	096										
	097	11XA25-012	AB0017*								
11XA01-050	098	11XA24-004	K00000								
11XA01-000	099	11XA10-070	K00005								
11XA02-102	100		AAA501*								
11XA03-065	101	11XA15-088	KPF093								
	102	11XA04-017	1PC301*								
	103										
	104										
11XA03-090	105		XKS199 C								
11XA03-093	106		XKS199 C								

SECTION II A(2). LOGIC CONTROL UNIT CARD CAGE NO. 1 WIRE LIST

COMPONENT 11XA04-		CONNECTOR LOGIC CARD NO. 31								
FROM	PIN	TO	SIGNAL	FIG	C	COLOR	GROUP	ROUTE	REMARKS	NOTE
	001								GRD	
	002								GRD	
	003								KEY	
	004									
	005								+5VDC	
	006								+5VDC	
11XA03-008	007	11XA05-008	1PE127°							
11JC01-207	008	11XA04-055	0PE112							
	009	11XA04-C14	1PS051							
	010	11XA04-C59	0PS041°							
	011	11XA05-016	1PS071							
	012	11XA04-C91	0PS061°							
11XA03-035	013	11XA04-C49	X°S091°							
11XA04-009	014	11XA04-050	1PS051							
	015	11JC01-137	1PA154							
11XA03-026	016		KPA054°							
11XA03-102	017	11XA04-C71	1PC301°							
	018	11XA06-064	1PC300							
	019	11XA04-068	0PE021							
	020	11XA17-C07	MPP061							
	021	11XA05-C75	1PE011°							
	022									
	023	11XA05-009	0PE041							
	024									
	025	11XA04-C74	0PE022							
	026	11XA07-064	0PF461°							
	027	11XA05-C61	KPV141°							
	028									

SECTION II A(2). LOGIC CONTROL UNIT CARD CAGE NO. 1 WIRE LIST

COMPONENT 11XA04-		CONNECTOR (LOGIC CARD NO. 3)							
FROM	PIN	TO	SIGNAL	SIZE	COLOR	GROUP	ROUTE	REMARKS	NOTE
	029	11XA04-067	CPE031*						
	030	11XA04-073	CPE032*						
	031	11J001-170	CEC219*						
	032	11XA07-033	KPF091						
	033	11XA08-004	KPF231						
	034								
11XA02-030	035	11XA05-047	IP8021						
	036								
	037	11XA06-096	CPF550						
	038	11XA06-091	CPF313*						
	039	11XA11-041	APT471*						
	040								
	041	11XA29-091	CPJ127*						
11XA03-039	042	11XA04-058	XX1111*						
	043	11XA05-065	IPV131						
	044	11XA04-061	BPV121*						
	045	11XA05-072	IPV221						
	046	11XA04-079	BPV211*						
	047	11XA04-065	IPS031*						
	048	11XA05-078	APS021						
11XA04-013	049	11XA09-032	XPS091*						
11XA04-014	050	11XA04-069	IPS051						
	051	11XA07-025	IPF116*						
	052	11XA07-086	APF115						
	053	11XA13-088	IAA377						
	054	11XA12-049	KAA177*						
11XA04-008	055	11XA07-065	PPE112						
11J001-017	056	11XA15-101	KPC305*						

SECTION II A(2). LOGIC CONTROL UNIT CARD CAGE NO.1 WIRE LIST

COMPONENT 11XA04-		CONNECTOR (LOGIC CARD NO. 3)								
FROM	PIN	TO	SIGNAL	SEC	NO.	COLOR	GROUP	ROUTE	REMARKS	NOTE
	057	11XA15-102	APT021°							
11XA04-042	058	11XA05-067	XXX111°							
11XA04-010	059		BPS041°							
11XA02-073	060		APS032°							
11XA04-044	061		BPV121°							
	062	11XA09-007	MPV111							
	063	11XA05-065	KPV231							
	064									
11XA04-047	065		IPS031°							
11XA02-031	066		APS111							
11XA04-029	067		CPE031°							
11XA04-019	068		BPE021							
11XA04-050	069	11XA06-032	IPS051							
	070									
11XA04-017	071	11XA06-047	IPC301°							
	072									
11XA04-030	073	11XA06-063	CPE032°							
11XA04-025	074		BPE022							
	075									
	076									
	077	11XA06-066	KPT314°							
	078	11XA06-065	IPJ161°							
11XA04-046	079		BPV211°							
11XA01-013	080	11XA04-090	IPB011							
	081	11XA08-020	KPF331							
	082	11XA05-032	APV212							
11XA03-064	083	11XA15-015	BPF092°							
	084	11XA07-004	KPF031							2

SECTION II A(2). LOGIC CONTROL UNIT CARD CAGE NO. 1 WIRE LIST

COMPONENT 11XA04-		CONNECTOR (LOGIC CAGE NO. 3)									
FROM	PIN	TO	SIGNAL	SIG	?	?	COLOR	GROUP	ROUTE	REMARKS	NOTE
	085	11XA06-035	BPT261								
	086	11XA14-019	APT6110								
	087	11XA15-048	KPT2310								
	088	11XA05-100	APF5610								
	089	11XA06-030	KPF061								
11XA04-080	090	11XA05-102	IPB011								
11XA04-012	091		CPS0610								
	092	11XA05-087	APS0830								
11JC01-033	093	11XA05-091	CPA019								
	094										
	095										
	096	11XA14-047	BPB0390								
11XA03-087	097	11J002-099	CPR121								
11XA01-019	098		BPB1110								
11XA01-025	099		BPB1120								
	100										
11XA03-086	101	11J002-123	APB1310								
	102										
	103										
	104										
	105										
	106										

KEY

SECTION II A(2). LOGIC CONTROL UNIT CARD CAGE NO. 1 WIRE LIST

COMPONENT 11XAGS-		CONNECTOR (LOGIC CARD NO. 7)								
FROM	PIN	TO	SIGNAL	RES.	W.	COLOR	GROUP	ROUTE	REMARKS	NOTE
	001								CRD	
	002								CRD	
	003	11J002-137	KPE051*							
	004		KPE051							
	005								+5VDC	
	006								+5VDC	
11XA03-067	007	11XA05-010	UW011							
11XA04-007	008	11XA05-064	IPE122*							
11XA04-023	009		BPE041							
11XA05-007	010	11XA05-011	UW011							
11XA05-010	011	11XA05-C14	UW011							
11XA02-033	012	11XA05-C15	KPS001*							
	013		KPS001							
11XA05-011	014	11XA05-C18	UW011							
11XA05-012	015	11XA05-C00	KPS001*							
11XA04-011	016		IPS071							
	017	11XA05-C31	ANS105*							
11XA05-014	018	11XA05-C21	UW011							
	019	11XA09-C09	KPV012*							
	020		KPV012							
11XA05-018	021	11XA05-C28	UW011							
11XA02-007	022	11XA06-C01	IPA021*							
11XA02-020	023	11XA06-C09	APA031							
	024	11XA05-C38	KPV311							
	025	11XA05-C32	KPV041*							
	026	11XA05-C10	KPV013*							
	027		KPV012*							
11XA05-021	028	11XA05-C35	UW011							

SECTION II A(2). LOGIC CONTROL UNIT CARD CAGE NO. 1 WIRE LIST

COMPONENT 11XA05-		CONNECTOR (LOGIC CARD NO. 71)								
FROM	PIN	TO	SIGNAL	SIZE	NO.	COLOR	GROUP	ROUTE	REMARKS	NOTES
11XA02-009	029	11XA06-082	IPA0220							
11XA02-023	030	11XA06-C10	APA032							
11XA05-017	031	11XA05-045	ANS1050							
11XA05-025	032	11XA05-039	XPV0410							
	033	11XA05-011	KPV0140							
	034		KPV014							
11XA05-028	035	11XA05-042	UW011							
11XA02-011	036	11XA06-083	IPA0230							
11XA02-026	037	11XA06-C11	APA033							
11XA05-024	038	11XA05-052	XPV311							
11XA05-032	039	11XA05-046	XPV0410							
	040	11XA05-012	KPV0150							
	041		KPV015							
11XA05-035	042	11XA05-049	UW011							
11XA02-013	043	11XA06-084	IPA0240							
11XA02-029	044	11XA06-C12	APA034							
11XA05-031	045	11XA05-059	ANS1050							
11XA05-039	046	11XA05-053	XPV0410							
	047	11XA09-015	KPV0160							
	048		KPV016							
11XA05-042	049	11XA05-056	UW011							
11XA02-015	050	11XA06-C20	IPA0250							
11XA02-016	051	11XA06-C15	APA035							
11XA05-038	052	11XA07-C52	XPV311							
11XA05-046	053	11XA05-060	XPV0410							
	054	11XA09-016	KPV0170							
	055		KPV017							
11XA05-049	056	11XA05-C63	UW011							

SECTION II A(2). LOGIC CONTROL UNIT CARD CAGE NO. 1 WIRE LIST

COMPONENT 11XA05-		CONNECTOR (LOGIC CARD NO. 7)								
FROM	PIN	TO	SIGNAL	DES	GROUP	ROUTE	REMARKS	NOTE		
11XA02-017	057	11XA06-021	IPA0260							
11XA02-018	058	11XA06-016	APA036							
11XA05-045	059	11XA05-C73	AKS1050							
11XA05-053	060	11XA07-C53	XPV0410							
11XA04-027	061		KPV1410							
	062	11J002-097	KPV141							
11XA05-056	063	11XA05-064	UW011							
11XA05-008	064	11XA06-062	1PE1220							
11XA04-043	065		1PV131							
11XA05-063	066	11XA05-074	UW011							
11XA04-058	067	11XA05-C70	XX11110							
	068	11XA05-C71	KPV2310							
11XA04-063	069		KPV231							
11XA05-067	070	11XA07-C88	XX11110							
11XA05-068	071	11XA05-C99	KPV2310							
11XA04-045	072		1PV221							
11XA05-059	073	11XA05-083	AKS1050							
11XA05-066	074	11XA07-C07	UW011							
11XA04-021	075	11J002-133	APE0110							
11XA02-044	076	11XA20-C73	APA037							
	077	11XA05-C79	MPS0110							
11XA04-044	078		APS021							
11XA05-077	079	11XA06-C07	MPS0110							
	080	11XA06-C79	MPS012							
	081								KEY	
	082								KEY	
11XA05-073	083		AKS1050							
	084	11XA05-106	AKS199 E							

SECTION II A(2). LOGIC CONTROL UNIT CARD CAGE NO. 1 WIRE LIST

COMPONENT 11XA05-

CONNECTOR (LOGIC CARD NO. 7)

FROM	PIN	TO	SIGNAL	RES	7	COLOR	GROUP	ROUTE	REMARKS	NOTE
	085									
	086	11XA05-C90	APS082							
11XA04-092	087	11XA05-C89	APS083°							
11XA05-015	088		KPS081°							
11XA05-087	089		APS083°							
11XA05-086	090		APS082							
11XA04-093	091	11XA30-C25	CPA019							
11XA04-082	092	11XA05-098	APV212							
	093	11J001-044	CAD121°							
	094	11XA05-C97	APV222°							
	095									
	096									
11XA05-094	097		APV222°							
11XA05-092	098		APV212							
11XA05-071	099		APV231°							
11XA04-088	100		APF561°							
11XA02-051	101		IPF560							
11XA04-090	102	11XA05-C39	IPB011							
	103									
	104									
	105									
11XA05-084	106		XRS199 E							

SECTION II A(2). LOGIC CONTROL UNIT CARD CAGE NO. 1 WIRE LIST

COMPONENT 11XA06-		CONNECTOR (LOGIC CARD NO. 4)								
FROM	PIN	TO	SIGNAL	SIZE	COLOR	GROUP	ROUTE	REMARKS	NOTE	
	001							GRD		
	002							GRD		
	003							KEY		
	004									
	005							+5VDC		
	006							+5VDC		
11XA05-079	007		PPS0110							
	008									
11XA05-023	009	11XA17-020	APA031							
11XA05-030	010	11XA17-024	APA032							
11XA05-037	011	11XA17-C26	APA033							
11XA05-044	012	11XA17-C30	APA034							
	013									
	014									
11XA05-051	015	11XA06-023	APA035							
11XA05-058	016	11XA06-039	APA036							
11XA02-046	017	11XA07-051	APA038							
	018									
	019	11XA06-067	APF3110							
11XA05-050	020	11XA06-036	IPA0250							
11XA05-057	021	11XA06-024	IPA0260							
11XA02-038	022	11XA06-C26	APF0110							
11XA06-015	023	11XA07-090	APA035							
11XA06-021	024	11XA06-088	IPA0260							
	025	11XA07-009	APF021							
11XA06-022	026	11XA06-C29	APFC110							
	027									
	028	11XA07-008	APF0220							

SECTION II A(2). LOGIC CONTROL UNIT CARD CAGE NO. 1 WIRE LIST

COMPONENT 11XA06-		CONNECTOR (LOGIC CARD NO. 4)								
FROM	PIN	TO	SIGNAL	SIG	?	COLOR	GROUP	ROUTE	REMARKS	NOTE
11XA06-026	029		APF0110							
11XA04-089	030	11XA07-C13	KPF061							
	031	11XA06-056	APF1130							
11XA04-069	032	11XA06-071	IPS051							
	033	11XA06-072	GPF3320							
	034	11XA07-087	APF1140							
11XA04-085	035		RPT261							
11XA02-075	036	11XA10-020	KPT314							
11XA02-042	037	11XA06-041	APF2110							
11XA06-020	038	11XA06-087	IPA0250							
11XA06-016	039	11XA07-091	APA036							
	040	11XA06-044	APF221							
11XA06-037	041		APF2110							
	042									
11JC01-136	043	11JC07-C35	GFB0910							
11XA05-040	044	11XA08-C08	APF221							
11XA03-091	045	11XA25-C35	APB05C							
	046									
11XA04-071	047		IPC3010							
	048									
	049	11JC01-C41	GFL062							
	050	11XA11-C91	IEC3650							
	051	11JC01-069	GVT0110							
	052									
	053	11XA12-C72	APL0210							
	054	11XA14-C22	APL1230							
	055	11XA06-058	APF1130							
11XA06-031	056	11XA06-057	APF1130							

SECTION II A(2). LOGIC CONTROL UNIT CARD CAGE NO. 1 WIRE LIST

COMPONENT 11XA06-		CONNECTOR (LOGIC CARD NO. 4)									
FROM	PIN	TO	SIGNAL	SEC	A ₁	A ₂	COLOR	GROUP	ROUTE	REMARKS	NOTE
11XA06-056	057	11XA06-C59	APF1130								
11XA06-055	058	11XA07-C10	XPF123								
11XA06-057	059	11XA06-C60	APF1130								
11XA06-059	060		APF1130								
	061	11XA07-C66	APE032								
11XA05-064	062	11XA08-C36	IPE1220								
11XA04-073	063		CPE0320								
11XA04-018	064		APC300								
11XA04-078	065	11XA12-C63	IPJ1610								
11XA04-077	066	11XA10-C19	KPT3140								
	067	11XA09-C22	APF321								
11XA06-019	068		APF3110								
	069										
	070	11XA06-C74	APF2510								
11XA06-032	071	11XA07-C74	IPS051								
11XA06-033	072	11XA06-C77	GPF3320								
	073	11XA06-C78	APF2620								
11XA06-07C	074		APF2510								
	075	11XA06-076	APF252								
11XA06-075	076		APF252								
11XA06-072	077	11XA06-C97	GPF3320								
11XA06-073	078	11XA09-C53	APF2620								
11XA05-080	079		IPS012								
	080										
11XA05-022	081	11XA17-C23	IPA0210								
11XA05-029	082	11XA17-C21	IPA0220								
11XA05-036	083	11XA17-C29	IPA0230								

SECTION II A(2). LOGIC CONTROL UNIT CARD CAGE NO. 1 WIRE LIST

COMPONENT 11XA06-		CONNECTOR (LOGIC CARD NO. 4)								
FROM	PIN	TO	SIGNAL	SIG.	COLOR	GROUP	ROUTE	REMARKS	NOTE	
	005									
	006									
11XA06-038	007	11XA17-035	IPA025*							
11XA06-024	008	11XA17-033	IPA026*							
11XA02-045	009	11XA07-050	IPA028*							
11XA02-043	090		IPA027*							
11XA04-038	091		GPF313*							
	092	11XA07-027	KPF16*							
	093	11XA09-045	KPR131							
	094									
11XA03-050	095		KPB030							
	096									
11XA06-077	097	11XA07-011	GPF332*							
11XA04-037	098	11XA06-099	CPF550							
11XA06-098	099	11XA06-101	CPF550							
	100									
11XA06-099	101	11XA06-102	CPF550							
11XA06 101	102		CPF550							
	103									
	104									
	105									
	106									

KEY

SECTION II A(2). LOGIC CONTROL UNIT CARD CAGE NO. 1 WIRE LIST

COMPONENT 11XA07-		CONNECTOR (LOGIC CARD NO. 7)								
FROM	PIN	TO	SIGNAL	SEC	Q	COLOR	GROUP	ROUTE	REMARKS	NOTE
	001								GRD	
	002								GRD	
	003	11XA08-090	KPF031*							
11XA04-084	004	11XA07-C77	KPF031							
	005								*SVDC	
	006								*SVDC	
11XA05-074	007	11XA07-014	UW011							
11XA06-028	008		APF022*							
11XA06-025	009	11XA07-076	APF021							
11XA06-058	010	11XA07-038	XPF123							
11XA06-097	011	11XA07-018	GPF332*							
	012	11XA08-041	KPF061*							
11XA06-030	013	11XA07-085	KPF061							
11XA07-007	014	11XA07-021	UW011							
	015	11XA07-016	APF051							
11XA07-015	016	11XA07-078	APF051							
	017	11XA07-031	AKS107*							
11XA07-011	018	11XA07-035	GPF332*							
	019	11XA09-068	KPF131*							
	020	11XA08-C77	KPF131							
11XA07-014	021	11XA07-028	UW011							
	022	11XA07-097	APF122*							
	023	11XA07-092	APF121							
11XA06-071	024	11XA15-C76	IPS051							
11XA04-051	025	11XA07-032	IPF116*							
	026	11XA09-069	KPF161*							
11XA06-092	027	11XA07-099	KPF161							
11XA07-021	028	11XA07-039	UW011							

SECTION II A(2). LOGIC CONTROL UNIT CARD CAGE NO. 1 WIRE LIST

COMPONENT 11XA07-		CONNECTOR (LOGIC CARD NO. 7)								
FROM	PIN	TO	SIGNAL	SEG	NO.	COLOR	GROUP	ROUTE	REMARKS	NOTE
	029	11XA07-030	APF151							
11XA07-029	030	11XA08-078	APF151							
11XA07-017	031	11XA07-045	AKS107*							
11XA07-025	032		1PF116*							
11XA04-032	033	11XA09-057	KPF091							
	034		KPF091*							
11XA07-018	035	11XA08-011	GPF337*							
	036	11XA07-037	APF071*							
11XA07-036	037	11XA07-083	APF071*							
11XA07-010	038	11XA08-010	KPF123							
11XA07-028	039	11XA07-042	UWMO11							
	040		KPF191*							
	041	11XA09-066	KPF191							
11XA07-039	042	11XA07-046	UWMO11							
	043	11XA07-044	APF181							
11XA07-043	044	11XA08-086	APF181							
11XA07-031	045	11XA07-059	AKS107*							
11XA07-042	046	11XA07-049	UWMO11							
	047	11XA09-017	KPV018*							
	048		KPV018							
11XA07-046	049	11XA07-043	UWMO11							
11XA06-080	050		1PA028*							
11XA06-017	051	11XA17-063	APA038							
11XA05-052	052	11XA09-031	KPV311							
11XA05-060	053	11XA09-025	KPV041*							
	054									

SECTION II A(2). LOGIC CONTROL UNIT CARD CAGE NO. 1 WIRE LIST

COMPONENT 11XA07-		CONNECTOR (LOGIC CARD NO. 71)								
FROM	PIN	TO	SIGNAL	BUS	COLOR	GROUP	ROUTE	REMARKS	NOTE	
	057									
	058									
11XA07-045	059	11XA07-073	AKS107*							
	060									
	061	11J002-095	KPF471							
	062		KPF471*							
11XA07-049	063	11XA07-067	UNW011							
11XA04-026	064	11XA09-049	GPF461*							
11XA04-055	065	11XA12-030	BPE112							
11XA06-041	066		APE032							
11XA07-063	067	11XA08-007	UNW011							
	068									
	069									
	070									
	071									
	072									
11XA07-059	073	11XA07-100	AKS107*							
	074									
	075	11XA07-079	APF041*							
11XA07-009	076	11XA25-032	APF021							
11XA07-004	077	11XA07-084	KPF031							
11XA07-016	078		APF051							
11XA07-075	079		APF041*							
	080									
	081							KEY		
	082							KEY		
11XA07-037	083		APF171*							
11XA07-077	084	11XA09-062	KPF031							

SECTION II A(2). LOGIC CONTROL UNIT CARD NO. 1 WIRE LIST

COMPONENT 11XA07-		CONNECTOR (LOGIC CARD NO. 7)									
FROM	PIN	TO	SIGNAL	DIS	1/2	1/4	COLOR	GROUP	ROUTE	REMARKS	NOTE
11XA07-013	085		KP061								
11XA04-05	086		APF115								
11XA06-034	087		APF114*								
11XA05-070	088	11XA09-023	XX1110								
11XA02-041	089	11XA07-093	APF111*								
11XA06-023	090	11XA17-032	APR035								
11XA04-039	091	11XA17-036	APA036								
11XA07-023	092	11XA08-076	APF121								
11XA07-089	093	11XA07-098	APF111*								
	094										
	095										
	096										
11XA07-022	097		APF122*								
11XA07-093	098		APF111*								
11XA07-027	099	11XA08-085	XPF161								
11XA07-073	100		AKS107*								
	101	11XA07-105	XKS199 F								
	102										
	103										
	104										
11XA07-101	105		XKS199 F								
	106										

SECTION II A(2). LOGIC CONTROL UNIT CARD CAGE NO. 1 WIRE LIST

COMPONENT 11XA08-		CONNECTOR (LOGIC CARD NO. 7)								
FROM	PIN	TO	SIGNAL	SEC	GROUP	COLOR	GROUP	ROUTE	REMARKS	NOTE
	001								GRD	
	002								GRD	
	003	11XA09-093	KPF231*							
11XA04-033	004	11XA08-C15	KPF231							
	005								+5VDC	
	006								+5VDC	
11XA07-067	007	11XA08-C14	UWM011							
11XA06-044	008	11XA08-009	APF221							
11XA08-008	009	11J001-210	APF221							
11XA07-038	010	11XA08-C24	KPF123							
11XA07-035	011	11XA08-C18	GPF332*							
	012	11XA11-102	KPF241*							
	013	11XA08-101	KPF241							
11XA08-007	014	11XA08-C21	UWM011							
11XA08-004	015	11XA08-C16	KPF231							
11XA08-015	016		KPF231							
	017	11XA08-C31	AKS108*							
11XA08-011	018	11XA08-C25	GPF332*							
	019	11XA09-095	KPF331*							
11XA04-081	020	11XA09-098	KPF331							
11XA08-014	021	11XA08-C35	UWM011							
11XA06-047	022	11XA08-023	APF321							
11XA08-022	023	11J001-211	APF321							
11XA08-010	024		KPF123							
11XA06-018	025		GPF332*							
	026									
	027									
	028									

SECTION II A(2). LOGIC CONTROL UNIT CARD CAGE NO. 1 WIRE LIST

COMPONENT 11XA08-		CONNECTOR (LOGIC CARD NO. 7)									
FROM	PIN	TO	SIGNAL	REG	COL	COLOR	GROUP	ROUTE	REMARKS	NOTE	
	029										
	030										
11XA08-017	031	11XA08-C45	AKS108*								
	032										
	033	11J002-138	KPB251*								
	034		KPB251								
11XA08-021	035	11XA08-C38	UWM011								
11XA08-062	036	11XA10-C08	IPE122*								
	037	11XA19-C49	GPB241								
11XA08-035	038	11XA08-C49	UWM011								
	039	11XA18-C08	BPM121*								
	040										
	041										
	042										
	043										
	044										
11XA08-031	045	11XA08-059	AKS108*								
	046										
	047	11XA08-C51	KPD132								
	048	11XA14-C08	KPD132*								
11XA08-038	049	11XA08-C52	UWM011								
	050	11XA16-C93	AMP112*								
11XA08-047	051	11XA08-C58	KPD132								
11XA08-049	052	11XA08-053	UWM011								
11XA08-052	053	11XA08-056	UWM011								
	054	11XA16-C84	KPD133*								
	055		KPD133								
11XA08-053	056	11XA08-C67	UWM011								

SECTION II A(2). LOGIC CONTROL UNIT CARD CAGE NO. 1 WIRE LIST

COMPONENT 11XA08-		CONNECTOR (LOGIC CARD NO. 7)								
FROM	PIN	TO	SIGNAL	WIRE	GROUP	COLOR	GROUP	ROUTE	REMARKS	NOTE
	057	11XA16-078	APD121							
11XA08-051	058	11XA14-066	KPD132							
11XA08-045	059	11XA08-092	AKS108*							
11XA08-056	060	11XA10-007	UW011							
	061									
	062									
	063									
	064									
	065									
	066									
	067									
	068									
	069									
	070									
	071									
	072									
	073									
	074									
	075	11XA08-079	APF141*							
11XA07-092	076	11XA25-038	APF121							
11XA07-020	077	11XA08-084	KPF131							
11XA07-030	078		APF151							
11XA08-075	079		APF141*							
	080									
	081								KEY	
	082								KEY	
	083	11XA08-087	APF171*							
11XA08-077	084	11XA09-060	KPF131							

SECTION II A(2). LOGIC CONTROL UNIT CARD CAGE NO. 1 WIRE LIST

COMPONENT 11XA00-		CONNECTOR (LOGIC CARD NO. 7)								
FROM	PIN	TO	SIGNAL	DIS.	CO. CR	GROUP	ROUTE	REMARKS	NOTE	
11XA07-099	085	11XA09-044	KPF161							
11XA07-044	086	11XA11-C98	APF181							
11XA08-093	087		APF171*							
	088									
	089	11XA11-C98	APF411							
11XA07-003	090		KPF031*							
11XA07-012	091		KPFC61*							
11XA08-059	092		AKS108*							
	093	11XA08-105	XKS199 C							
	094									
	095									
	096									
	097	11XA08-102	APF431							
	098	11XA09-C92	APF421*							
	099	11XA09-070	APF424*							
	100	11XA09-083	APF441*							
11XA08-013	101		KPF241							
11XA08-097	102	11XA09-056	APF431							
	103									
	104									
11XA08-093	105		XKS199 C							
	106									

SECTION II A(2). LOGIC CONTROL UNIT CARD CAGE NO. 1 WIRE LIST

COMPONENT 11XA09-		CONNECTOR (LOGIC CARD NO. 4)								
FROM	PIN	TO	SIGNAL	NO.	NO.	NO.	GROUP	ROUTE	REMARKS	NOTE
	001								CRD	
	002								CRD	
	003								KEY	
	004									
	005								+5VDC	
	006								+5VDC	
11XA04-042	007		KPV111							
	008									
11XA05-019	009		KPV012*							
11XA05-026	010		KPV013*							
11XA05-033	011		KPV014*							
11XA05-040	012		KPV015*							
	013									
	014									
11XA05-047	015		KPV016*							
11XA05-054	016		KPV017*							
11XA07-047	017		KPV018*							
	018									
	019	11XA09-077	A05632*							
11XA02-006	020		A05621*							
	021	11XA11-022	A05622							
	022	11XA09-026	APV031							
11XA07-008	023	11XA10-025	XXX111*							
	024	11XA09-043	CPV021*							
11XA07-053	025	11XA05-029	KPV041*							
11XA09-022	026	11XA09-029	APV031							
	027									
11XA09-025	028		KPV041*							

SECTION II A(2). LOGIC CONTROL UNIT CARD CAGE NO. 1 WIRE LIST

COMPONENT 11XA09-		CONNECTOR (LOGIC CARD NO. 4)								
FROM	PIN	TO	SIGNAL	DIS	2	COLOR	GROUP	ROUTE	REMARKS	NOTE
11XA09-026	029		APV031							
	030									
11XA07-052	031	11XA09-034	XPV311							
11XA04-049	032	11XA09-035	XP5091°							
	033									
11XA09-031	034		XPV311							
11XA09-032	035	11J001-173	XP5C91°							
	036									
	037	11XA09-041	APF351°							
11XA00-020	038		KPF331							
11XA05-102	039	11XA13-099	IP3011							
11J001-015	040	11XA11-027	APF361							
11XA09-037	041	11J001-130	APF351°							
	042									
11XA09-024	043		CPV021°							
11XA00-005	044		KPF161							
11XA06-093	045	11XA10-027	KPF131							
	046									
11XA04-035	047	11XA09-051	IP8081							
	048									
11XA07-064	049		CPF461°							
	050	11XA09-079	PPF451							
11XA09-047	051		IP8061							
	052									
11XA06-070	053		APF262°							
	054									
	055	11XA00-006	APF412°							
11XA00-102	056		APF431							

SECTION II A(2). LOGIC CONTROL UNIT CARD CAGE NO. 1 WIRE LIST

COMPONENT 11XA09-		CONNECTOR (LOGIC CARD NO. 4)								
FROM	PIN	TO	SIGNAL	W/S	W/O	COLOR	GROUP	ROUTE	REMARKS	NOTE
11XA07-033	057		KPF091							
11XA02-052	058	11XA09-027	APF4230							
	059	11XA09-C91	GPF413							
11XA08-084	060		KPF131							
	061	11XA09-030	APF4440							
11XA07-084	062		KPF031							
	063	11XA09-C65	GPF434							
	064	11XA09-C89	APF4150							
11XA09-063	065	11XA09-097	GPF434							
11XA07-041	066		KPF191							
	067	11XA09-C71	APF414							
11XA07-019	068		KPF1310							
11XA07-026	069		KPF1610							
11XA08-099	070	11XA09-1C1	APF4240							
11XA09-067	071		APF414							
	072									
	073									
	074									
	075									
	076	11XA22-C33	APF642							
11XA09-019	077		APF6320							
	078									
11XA09-050	079		KPF451							
	080									
	081									
	082									
11XA08-100	083		APF4410							
11XA09-055	084		APF4120							

SECTION II A(2). LOGIC CONTROL UNIT CARD CAGE NO. 1 WIRE LIST

COMPONENT 11XA09-		CONNECTOR (LOGIC CARD NO. 4)								
FROM	PIN	TO	SIGNAL	ZIG	ZAG	COLOP	GROUP	ROUTE	REMARKS	NOTE
	085									
	086									
11XA09-058	087		KPF423*							
11XA09-061	088		APF444*							
11XA09-064	089		APF415*							
	090									
11XA09-059	091		GPF413							
11XA08-098	092	11XA11-097	IPF421*							
11XA08-083	093	11XA09-099	KPF231*							
	094									
11XA08-019	095	11XA09-058	KPF331*							
	096									
11XA09-065	097		GPF434							
11XA09-095	098		KPF331*							
11XA09-093	099		KPF231*							
	100									
11XA09-070	101		APF424*							
	102									
	103									
	104									
	105									
	106									

REV

SECTION II A(2). LOGIC CONTROL UNIT CARD CAGE NO. 1 WIRE LIST

COMPONENT 11XA10-		CONNECTOR (LOGIC CARD NO. 01)								
FROM	PIN	TO	SIGNAL	SEG	NO	COLOR	GROUP	ROUTE	REMARKS	NOTE
	001								GRD	
	002								GRD	
	003	11J002-136	KPT4430							
	004	11J002-098	KPT443							
	005								+5VDC	
	006								+5VDC	
11XA08-060	007	11XA10-C10	UNW011							
11XA08-036	008	11XA12-074	IPE1220							
	009	11XA11-070	APT433							
11XA10-007	010	11XA10-C14	UNW011							
	011	11XA14-C73	ABC0490							
	012	11XA10-091	KPRO310							
	013	11XA11-074	KPRO31							
11XA10-010	014	11XA10-C18	UNW011							
	015	11XA11-C43	I PRO220							
	016	11XA10-075	C PRO11							
	017	11XA10-031	IKS1100							
11XA10-014	018	11XA10-C24	UNW011							
11XA06-066	019	11XA13-087	KPT3140							
11XA06-036	020	11XA10-063	KPT314							
	021	11XA28-C19	(PT)3150							
	022	11XA14-C58	APT7210							
	023	11J002-241	C PRO63							
11XA10-018	024	11XA10-C32	UNW011							
11XA09-023	025	11XA12-C11	XXX1110							
	026	11XA12-085	KPR1310							
11XA09-045	027	11XA10-098	KPR131							
	028	11XA14-C47	APT7330							

SECTION II A(2). LOGIC CONTROL UNIT CARD CAGE NO. 1 WIRE LIST

COMPONENT 11XA10-		CONNECTOR (LOGIC CARD NO. 8)								
FROM	PIN	TO	SIGNAL	SEG	COL	GROUP	ROUTE	REMARKS	NOTE	
	029	11XA11-028	APR122°							
	030	11XA10-047	GPR111							
11XA10-017	031	11XA11-099	IKS110°							
11XA10-024	032	11XA12-007	UNW011							
	033	11XA10-045	CPT113°							
	034	11XA12-034	KPT041							
	035	11XA11-013	IPRC13							
	036									
	037	11XA18-051	IPD309							
	038									
	039									
	040									
	041	11XA11-016	CPT122							
	0 2									
	043	11XA12-033	CPT111°							
	044									
11XA10-033	045	11J002-198	CPT113°							
	046	11XA18-067	CPT114°							
11XA10-030	047		GPR111							
	048	11XA10-004	APT321°							
	049	11XA10-077	KPR431°							
	050									
	051	11XA10-057	APT411°							
	052	11XA10-005	KMA111°							
	053									
	054									
	055	11XA11-030	GPR112							
	056	11XA11-004	APT432°							

SECTION II A(2). LOGIC CONTROL UNIT CARD CAGE NO. 1 WIRE LIST

COMPONENT 11XA10-		CONNECTOR (LOGIC CARD NO. 8)									
FROM	PIN	TO	SIGNAL	SEG	2	1	COLOR	GROUP	ROUTE	REMARKS	NOTE
11XA10-051	057	11XA11-C50	APT411*								
	058										
	059	11XA10-C87	APT322*								
	060										
	061	11XA15-C50	APT211*								
	062	11XA15-C54	KPT241*								
11XA10-020	063	11XA12-C84	KPT314								
	064	11XA10-C71	AB0301								
	065	11XA24-C19	K80006*								
	066	11XA24-C12	K80007*								
	067										
	068										
	069	11JC02-102	AB0311*								
11XA03-099	070	11XA24-C27	K80005								
11XA10-064	071		AB0301								
	072	11XA24-C84	APC345*								
	073	11XA24-C97	APC335								
	074										
11XA10-016	075		CPRC11								
	076										
11XA10-049	077	11XA12-C93	KPK431*								
	078										
	079	11XA11-C37	APT323*								
	080										
	081										
	082									KEY	
	083	11XA11-C44	C80012								
11XA10-048	084	11XA11-C31	APT321*								

SECTION II A(2). LOGIC CONTROL UNIT CARD CAGE NO. 1 WIRE LIST

COMPONENT 11XA10-		CONNECTOR (LOGIC CARD NO. 8)								
FROM	PIN	TO	SIGNAL	SIZE	COLOR	GROUP	ROUTE	REMARKS	NOTE	
11XA10-052	085	11XA18-089	KPA111*							
	086									
11XA10-059	087	11XA11-034	APT322*							
	088									
11J001-030	089	11J001-218	GPR041							
	090	11XA18-019	BPM124*							
11XA10-012	091	11XA10-093	KPR031*							
	092									
11XA10-091	093		KPR031*							
	094	11XA18-087	KMA118*							
	095							KEY		
	096									
11J001-026	097	11J001-217	GPR141*							
11XA10-027	098	11XA10-099	KPR131							
11XA10-098	099	11XA10-101	KPR131							
	100									
11XA10-099	101	11XA10-102	KPR131							
11XA10-101	102	11XA13-085	KPR131							
	103									
	104									
	105									
	106									

SECTION II A(2). LOGIC CONTROL UNIT CARD CAGE NO. 1 WIRE LIST

COMPONENT 11XA11-		CONNECTOR (LOGIC CARD NO. 2)									
FROM	PIN	TO	SIGNAL	REG	4	2	COLOR	GROUP	ROUTE	REMARKS	NOTE
	001	11J002-C55	GRD111							GRD	
	002									GRD	
	003									KEY	
	004										
	005									+5VDC	
	006									+5VDC	
	007	11XA14-021	1P051*								
	008	11XA14-043	6P041								
	009	11XA17-062	1P011								
	010	11XA30-071	3P003*								
	011	11J001-097	1P034*								
	012	11XA11-040	AP0347								
11XA10-035	013	11XA11-021	1P013								
11J002-019	014	11XA12-035	5P001*								
	015	11J002-197	1P013*								
11XA10-041	016		CPT122								
	017	11XA11-032	1P031*								
	018	11XA11-035	CM0091								
	019	11XA25-054	AP023*								
	020	11XA16-027	KP0211								
11XA11-013	021	11XA19-057	1P013								
11XA09-021	022		AB022								
11XA02-087	023	11XA14-075	AP052*								
	024										
	025	11XA14-044	AP031*								
	026	11XA12-073	AP011								
11XA09-040	027	11XA19-045	AP0361								
11XA10-029	028		AP012*								

SECTION II A(2). LOGIC CONTROL UNIT CARD CAGE NO. 1 WIRE LIST

COMPONENT 11XA11-		CONNECTOR (LOGIC CARD NO. 2)								
FROM	PIN	TO	SIGNAL	DEF.	NO.	COLOR	GROUP	ROUTE	REMARKS	NOTE
	029	11XA12-003	KPT3444							
11XA10-055	030		GPR112							
11XA10-084	031	11A 2-C91	APT3210							
11XA11-017	032		1PT3110							
	033	11XA11-C36	KPT231							
11XA10-087	034	11XA12-090	APT3224							
11XA11-018	035	11J002-242	CWB091							
11XA11-039	036	11XA15-C47	KPT231							
11XA10-079	037		APT3330							
	038	11XA11-093	1PT365							
	039	11XA11-C49	1PT421							
11XA11-012	040		APD347							
11XA04-039	041	11XA11-076	APT4714							
	042	11XA13-C86	APD3440							
11XA10-015	043		1PR0220							
11XA10-083	044		1PR012							
	045									
	046									
	047	11XA12-009	1PT334							
	048	11XA11-073	APT3240							
11XA11-030	049	11XA11-062	1PT421							
11XA10-057	050	11XA11-083	APT4110							
	051	11XA11-065	1PT422							
	052	11XA11-058	APT4120							
	053	11XA12-022	1PR2220							
	054	11XA12-C57	GPR212							
11XA11-050	055		APT4110							
11J001-224	056	11XA12-038	APC7580							

SECTION II A(2). LOGIC CONTROL UNIT CARD CAGE NO. 1 WIRE LIST

COMPONENT 11XA11-		CONNECTOR LOGIC CARD NO. 21								
FROM	PIN	TO	SIGNAL	RES	GROUP	COLOR	GROUP	ROUTE	REMARKS	NOTE
	057	11XA11-060	IPT621							
11XA11-052	058		APT4120							
11J001-223	059	11XA22-079	MBC062							
11XA11-057	060	11XA12-079	IPT621							
	061	11XA17-101	APT4310							
11XA11-049	062		IPT621							
	063	11XA11-069	KPT344							
11XA10-056	064		APT4320							
11XA11-051	065	11XA11-068	IPT422							
	066	11XA12-012	KPT3450							
	067	11XA11-071	APT4230							
11XA11-065	068		IPT422							
11XA11-063	069	11XA11-077	KPT344							
11XA10-009	070		APT433							
11XA11-067	071		APT4230							
	072	11XA12-075	CPT4130							
11XA11-048	073		APT3240							
11XA10-013	074		KPRO31							
	075	11XA12-013	KPT345							
11XA11-041	076	11XA11-096	APT4710							
11XA11-069	077	11XA12-004	KPT344							
	078	11XA15-061	KPT461							
	079									
	080									
	081									
	082	11J001-092	ARC2040							
	083	11XA24-034	K80004							
	084									

SECTION II A(2). LOGIC CONTROL UNIT CARD CAGE NO. 1 WIRE LIST

COMPONENT 11X11-		CONNECTOR (LOGIC CARD NO. 2)								
FROM	PIN	TO	SIGNAL	REG	GROUP	ROUTE	REMARKS	NOTE		
	085	11J001-093	ABD203*							
	086	11XA24-041	K8000?							
	087									
	088	11J001-094	ABD202*							
	089	11XA24-048	K80002							
	090									
11XA06-050	091		IEC365*							
	092	11XA25-C73	CEC335							
11XA11-038	093	11XA12-076	IPF365							
	094	11XA12-C69	APT355*							
	095	11XA14-032	IPF481							
11XA13-076	096	11XA14-062	APT471*							
11XA09-092	097		IPF421*							
117408-089	098		APF*11							
11XA10-031	099	11XA12-C17	IKS110*							
	100	11XA11-106	XKS199 *							
	101	11J001-109	IPF541							
11XA08-012	102		KPF241*							
	103									KEY
	104									
	105									
11XA11-100	106		XKS199 *							

SECTION II A(2). LOGIC CONTROL UNIT CARD CAGE NO. 1 WIRE LIST

COMPONENT 11XA12-		CONNECTOR (LOGIC CARD NO. 8)								
FROM	FIN	TO	SIGNAL	POS	NO	COLOR	GROUP	ROUTE	REMARKS	NOTE
	001								GRD	
	002								GRD	
11XA11-029	003	11XA12-07C	KPT3440							
11XA11-077	004	11XA15-041	KPT344							
	005								+5VDC	
	006								+5VDC	
11XA10-032	007	11XA12-010	UW011							
	008	11XA12-015	APT7410							
11XA11-047	009		IPT334							
11XA12-007	010	11XA12-014	UW011							
11XA10-025	011	11XA12-018	XXX1110							
11XA11-066	012		KPT3450							
11XA11-075	013	11XA12-071	KPT345							
11XA12-010	014	11XA12-021	UW011							
11XA12-009	015	11XA14-070	APT7410							
	016	11XA12-064	APT335							
11XA11-099	017	11XA12-031	IKS1100							
11XA12-011	018	11XA12-025	XXX1110							
	019	11XA15-029	KPR2310							
	020	11XA12-056	KPR231							
11XA12-014	021	11XA12-024	UW011							
11XA11-053	022		IPR2220							
	023	11XA12-089	SPR211							
11XA12-021	024	11XA12-028	UW011							
11XA12-018	025	11XA15-007	XXX1110							
	026		KPC345							
	027	11XA12-052	KPC3450							
11XA12-024	028	11XA12-032	UW011							

SECTION II A(2). LOGIC CONTROL UNIT CARD CAGE NO. 1 WIRE LIST

COMPONENT 11XA12-		CONNECTOR (LOGIC CARD NO. 8)								
FROM	PIN	TO	SIGNAL	SIZE	NO.	COLOR	GROUP	ROUTE	REMARKS	NOTE
	029	11XA14-091	GPC011*							
11XA07-065	030	11J002-232	BPE112							
11XA12-017	031		IK5110*							
11XA12-028	032	11XA13-007	UNW011							
11XA10-043	033	11J002-196	CPT111*							
11XA10-034	034	11XA15-027	KPT041							
11XA11-014	035	11XA15-091	SPN001*							
	036									
	037	11XA16-057	APD302							
11XA11-056	038	11XA14-076	ASC750*							
	039									
	040									
	041	11XA13-004	CPC236							
	042	11XA16-019	KPC232*							
	043	11XA15-075	APC212*							
	044									
	045	11XA15-086	APC223*							
	046									
	047	11XA16-098	GPC235							
	048	11XA15-003	KPC231*							
11XA04-054	049	11XA20-079	HAA177*							
	050									
	051	11XA15-014	GAD103*							
11XA12-027	052	11J002-132	KPC345*							
	053									
	054									
11J001-079	055	11J001-216	GPR241*							
11XA12-020	056	11XA12-057	KPR231							

SECTION II A(2). LOGIC CONTROL UNIT CARD CAGE NO. 1 WIRE LIST

COMPONENT 11XA12-		CONNECTOR (LOGIC CARD NO. 0)							
FROM	PIN	TO	SIGNAL	SEC	COL	GROUP	ROUTE	REMARKS	NOTE
11XA12-056	057	11XA12-059	KPR231						
	058								
11XA12-057	059	11XA12-060	KPR231						
11XA12-059	060	11XA12-087	KPR231						
	061	11XA24-093	AP0316						
11XA11-009	062	11XA19-C11	IPM011						
11XA06-065	063	11XA14-029	IPJ1610						
11XA12-016	064		APT335						
	065	11XA12-083	CPT3250						
	066								
	067								
	068								
11XA11-094	069		APT3550						
11XA12-063	070		KPT3440						
11XA12-013	071		KPT345						
11XA06-053	072	11XA13-090	APL0210						
11XA11-026	073	11XA13-078	APL011						
11XA10-068	074	11XA15-018	IPF1220						
11XA11-072	075		CPT4130						
11XA11-093	076		IP1365						
11JC01-099	077	11XA22-007	W6C061 0						
	078								
11XA11-060	079	11XA18-017	IP1621						
	080								
	081								
	082								
11XA12-065	083		CPT3250						
11XA10-063	084	11XA14-C21	KPT316						

KEY

SECTION II A(2). LOGIC CONTROL UNIT CARD CASE NO. 1 WIRE LIST

COMPONENT 11XA12-		CONNECTOR (LOGIC CARD NO. 8)								
FROM	PIN	TO	SIGNAL	REG	NO.	COLOR	GROUP	ROUTE	REMARKS	NOTE
11XA10-026	005	11XA25-009	KPR131*							
	006									
11XA12-040	007		KPR231							
	008									
11XA12-025	009		GPR211							
11XA11-034	090		APT322*							
11XA11-031	091		APT321*							
	092									
11XA10-077	093	11XA16-040	KPR431*							
	094	11XA10-011	IPR143*							
	095								KEY	
	096									
11XA11-054	097		GPR212							
	098	11XA16-043	IPR621*							
	099									
	100									
11XA11-061	101		APT431*							
	102									
	103									
	104									
	105									
	106									

SECTION II A(2). LOGIC CONTROL UNIT CARD CAGE NO. 1 WIRE LIST

COMPONENT 11XA13-		CONNECTOR (LOGIC CARD NO. 7)							
FROM	PIN	TO	SIGNAL	DIS.	COLOP	GROUP	ROUTE	REMARKS	NOTE
	001							GRD	
	002							GRD	
	003	11XA13-008	KPC121*						
	004	11XA13-016	KPC121						
	005							+5VDC	
	006							+5VDC	
11XA12-032	007	11XA13-009	UW011						
11XA13-003	008	11XA13-015	KPC121*						
11XA13-007	009	11XA13-010	UW011						
11XA13-009	010	11XA13-014	UW011						
	011	11XA13-018	GPC243*						
	012	11XA13-031	KPC131*						
	013	11XA14-015	KPC131						
11XA13-010	014	11XA13-021	UW011						
11XA13-008	015		KPC121*						
11XA13-004	016	11XA14-012	KPC121						
	017	11XA13-009	APC111*						
11XA13-011	018	11XA13-025	GPC243*						
	019	11XA13-022	KPC141*						
	020	11XA13-030	KPC141						
11XA13-014	021	11XA13-023	UW011						
11XA13-019	022	11XA13-029	KPC141*						
11XA13-021	023	11XA13-024	UW011						
11XA13-023	024	11XA13-028	UW011						
11XA13-018	025	11XA13-032	GPC243*						
	026	11XA13-045	KPC151*						
	027	11XA14-017	KPC151						
11XA13-024	028	11XA13-035	UW011						

SECTION II A(2). LOGIC CONTROL UNIT CARD CAGE NO. 1 WIRE LIST

COMPONENT 11XA13-		CONNECTOR (LOGIC CARD NO. 7)							
FROM	PIN	TO	SIGNAL	DIS	COLOR	GROUP	ROUTE	REMARKS	NOTE
11XA13-022	029		KPC1410						
11XA13-020	030	11XA14-016	KPC141						
11XA13-012	031		KPC1310						
11XA13-025	032	11XA13-039	GPC2430						
	033	11XA13-036	KPC1610						
	034	11XA13-044	KPC161						
11XA13-020	035	11XA13-037	UW011						
11XA13-033	036	11XA13-043	KPC1610						
11XA13-035	037	11XA13-038	UW011						
11XA13-037	038	11XA13-042	UW021						
11XA13-032	039	11XA13-046	GPC2430						
	040	11XA13-059	KPC1710						
	041	11XA14-010	KPC171						
11XA13-030	042	11XA13-049	UW011						
11XA13-036	043		KPC1610						
11XA13-034	044	11XA14-009	KPC161						
11XA13-026	045		KPC1510						
11XA13-039	046	11XA13-053	GPC2430						
	047	11XA13-050	KPC1810						
	048	11XA13-058	KPC181						
11XA13-042	049	11XA13-051	UW011						
11XA13-047	050	11XA13-057	KPC1810						
11XA13-049	051	11XA13-052	UW011						
11XA13-051	052	11XA13-056	UW011						
11XA13-046	053	11XA13-060	GPC2430						
	054	11XA13-073	KPC1910						
	055	11XA14-018	KPC191						
11XA13-052	056	11XA13-063	UW011						

SECTION II A(2). LOGIC CONTROL UNIT CARD CAGE NO. 1 WIRE LIST

COMPONENT 11XA13-		CONNECTOR (LOGIC CARD NO. 7)								
FROM	PIN	TO	SIGNAL	SIZE	COLOR	GROUP	ROUTE	REMARKS	NOTE	
11XA13-050	057		KPC181°							
11XA13-048	058	11XA14-011	KPC181							
11XA13-040	059		KPC171°							
11XA13-053	060	11XA13-067	GPC243°							
	061	11XA13-064	KPC192°							
	062	11XA13-072	KPC192							
11XA13-056	063	11XA13-055	UNW011							
11XA13-061	064	11XA13-071	KPC192°							
11XA13-063	065	11XA13-066	UNW011							
11XA13-065	066	11XA13-070	UNW011							
11XA13-060	067	11XA13-076	GPC243°							
	068		KPC193°							
	069	11XA14-095	KPC193							
11XA13-066	070	11XA15-010	UNW011							
11XA13-064	071		KPC192°							
11XA13-062	072	11XA14-093	KPC192							
11XA13-054	073		KPC191°							
11XA13-067	074	11XA14-097	GPC243°							
	075	11J002-193	APL111°							
	076	11XA14-023	IPW033							
	077	11XA15-030	APT031							
11XA12-073	078	11J002-094	APL011							
	079	11J001-045	CAD157°							
11XA12-072	080		APL021°							
	081							KEY		
	082							KEY		
11XA13-017	083		APC111°							
11XA12-041	084		CPC236							

SECTION II A(2). LOGIC CONTROL CARD CAGE NO. 1 WIRE LIST

COMPONENT 11XA13-		CONNECTOR (LOGIC CARD NO. 7)								
FROM	PIN	TO	SIGNAL	DES	COL	GROUP	ROUTE	REMARKS	NOTE	
11XA10-102	085	11XA25-071	KPR131							
11XA11-042	086		APD3440							
11XA10-019	087	11XA10-084	KPT3140							
11XA04-053	088	11XA16-023	IAA377							
	089									
	090									
	091									
	092	11XA15-022	APT0220							
	093	11XA15-100	APT012							
	094									
	095									
	096									
	097	11XA13-101	APT5110							
11XA08-086	098		APF181							
11XA09-039	099		IFB011							
	100	11XA15-037	APT521							
11XA13-097	101	11XA25-086	APT5110							
	102									
	103									
	104									
	105									
	106									

SECTION II A(2). LOGIC CONTROL UNIT CARD CAGE NO. 1 WIRE LIST

COMPONENT 11XA13-		CONNECTOR (LOGIC CARD NO. 7)								
FROM	PIN	TO	SIGNAL	DIS	COL	GROUP	ROUTE	REMARKS	NOTE	
11XA10-102	085	11XA25-071	KPR131							
11XA11-042	086		APD3460							
11XA10-019	087	11XA10-004	KPT3140							
11XA04-053	088	11XA16-023	IAA377							
	089									
	090									
	091									
	092	11XA15-022	APT0220							
	093	11XA15-100	APT012							
	094									
	095									
	096									
	097	11XA13-101	APT5110							
11XA08-086	098		APF181							
11XA09-039	099		IFB011							
	100	11XA15-037	APT521							
11XA13-097	101	11XA25-086	APT5110							
	102									
	103									
	104									
	105									
	106									

SECTION II A(2). LOGIC CONTROL UNIT CARD CAGE NO. 1 WIRE LIST

COMPONENT 11XA14-		CONNECTOR (LOGIC CARD NO. 4)								
FROM	PIN	TO	SIGNAL	BEG	END	COLCP	GROUP	ROUTE	REMARKS	NOTE
11XA12-063	029	11XA15-004	IPJ1610							
	030									
	031	11XA14-039	APR4140							
11XA11-095	032	11XA15-009	IPT481							
11XA14-028	033	11XA14-035	APR413							
	034	11J002-091	APR4120							
11XA14-033	035	11XA14-C74	APR413							
	036	11XA15-034	KPT531							
	037	11XA14-041	APR416							
	038	11XA18-C55	BPM1420							
11XA14-031	039		APR4140							
	040	11XA18-C74	APR4180							
11XA14-037	041		APR416							
	042									
11XA11-008	043		GPL041							
11XA11-025	044	11XA25-074	APL0310							
	045	11XA29-C89	IFC3330							
	046									
11XA04-096	047	11XA25-C77	BPM0390							
	048									
	049	11J001-160	GPC0130							
11XA14-017	050	11J002-227	KPC151							
11XA14-015	051	11J002-229	KPC131							
	052									
11XA14-012	053	11J002-230	KPC121							
	054									
	055	11XA14-059	APT711							
	056	11XA14-043	APT7320							

SECTION II A(2). LOGIC CONTROL UNIT CARD CAGE NO. 1 WIRE LIST

COMPONENT 11XA14-		CONNECTOR (LOGIC CARD NO. 4)									
FROM	PIN	TU	SIGNAL	W6	W5	W4	COLOR	GROUP	ROUTE	REMARKS	NOTE
	057	11XA15-064	CPT441*								
11XA10-022	058		APT721*								
11XA14-055	059		APT711								
	060										
	061	11XA14-071	APT731								
11XA11-096	062	11XA16-029	APT471*								
11XA14-056	063	11XA14-064	APT732*								
11XA14-063	064		APT732*								
11XA14-021	065	11XA15-057	KPT314								
11XA08-058	066	11XA14-069	KPD132								
11XA10-028	067	11J001-100	APT733*								
	068										
11XA14-066	069	11XA16-096	KPD132								
11XA12-015	070	11J002-200	APT741*								
11XA14-061	071		APT731								
	072										
11XA10-011	073	11XA14-078	ABC849*								
11XA14-035	074		APR413								
11XA11-023	075	11XA18-060	APJ052*								
11XA12-038	076	11XA19-101	ABC756*								
	077	11XA18-068	BBC748								
11XA14-073	078		ABC849*								
	079	11XA15-098	MPO021								
	080										
11XA11-007	081		IPLO51*								
	082	11J001-042	AAO111*								
	083	11J002-236	KYX001*								
	084	11XA15-089	APD012*								

SECTION II A(2). LOGIC CONTROL UNIT CARD CASE NO. 1 WIRE LIST

COMPONENT 11XA14-		CONNECTOR (LOGIC CARD NO. 4)									
FROM	PIN	TO	SIGNAL	SEG	1	2	COLOR	GROUP	ROUTE	REMARKS	NOTE
	085										
	086										
	087	11XA19-007	KPD013*								
11XA08-048	088		KPD132*								
	089	11J001-054	CVX044*								
	090	11XA18-C48	AAD112*								
11XA12-029	091		GPC011*								
	092										
11XA13-072	093	11J002-204	KPC192								
	094										
11XA13-069	095	11J002-203	KPC193								
	096	11XA18-045	IPC022								
11XA13-074	097		GPC243*								
11XA12-047	098	11XA14-099	GPC235								
11XA14-038	099	11XA14-101	GPC235								
	100										
11XA14-099	101	11XA14-102	GPC235								
11XA14-101	102		GPC235								
	103										
	104										
	105										
	106										

KEY

SECTION II A(2). LOGIC CONTROL UNIT CARD CAGE NO. 1 WIRE LIST

COMPONENT 11XA15-		CONNECTOR (LOGIC CARD NO. 7)								
FROM	PIN	TO	SIGNAL	REG	NO.	COLOR	GROUP	ROUTE	REMARKS	NOTE
	001								CRD	
	002								CRD	
11XA12-048	003	11XA15-008	KPC231*							
	004		KPC231							
	005								*5VDC	
	006								*5VDC	
11XA12-025	007	11XA15-021	XXX111*							
11XA15-003	008		KPC231*							
11XA14-032	009	11XA15-005	1PT481							
11XA13-070	010	11XA15-C11	UWM011							
11XA15-010	011	11XA15-024	UWM011							
	012	11XA15-087	KPC233*							
	013	11XA15-C16	KPC233							
11XA12-051	014	11J001-C78	GAD103*							
11XA04-083	015	11J002-100	PPF092*							
11XA15-013	016	11XA15-C77	KPC233							
	017	11XA15-C31	AKS115*							
11XA12-074	018		IPE122*							
	019		KPT011*							
	020	11XA16-099	KPT011							
11XA15-007	021	11XA15-032	XXX111*							
11XA13-092	022		APT022*							
	023	11XA15-092	APD032							
11XA15-011	024	11XA15-025	UWM011							
11XA15-024	025	11XA15-028	UWM011							
	026	11XA18-066	KPT041*							
11XA12-034	027	11XA18-069	KPT041							
11XA15-025	028	11XA15-C35	UWM011							

SECTION II A(2). LOGIC CONTROL UNIT CARD CAGE NO. 1 WIRE LIST

COMPONENT 11XA15-		CONNECTOR (LOGIC CARD NO. 7)								
FROM	PIN	TO	SIGNAL	SEC	P	COLOR	GROUP	ROUTE	REMARKS	NOTE
11XA12-019	029	11XA15-071	KPR2310							
11XA13-077	030	11XA16-100	APT031							
11XA15-017	031	11XA15-045	AKS1150							
11XA15-021	032	11XA15-039	XXX1110							
	033	11XA18-065	KPT5310							
11XA14-036	034	11XA15-044	KPT531							
11XA15-028	035	11XA15-038	UW011							
	036	11XA15-040	KPT5410							
11XA13-100	037		APT521							
11XA15-035	038	11XA15-042	UW011							
11XA15-032	039	11XA16-032	XXX1110							
11XA15-036	040	11XA15-043	KPT5410							
11XA14-020	041	11XA19-099	KPT541							
11XA15-038	042	11XA15-046	UW011							
11XA15-040	043		KPT5410							
11XA15-034	044	11XA19-063	KPT531							
11XA15-031	045	11XA15-059	AKS1150							
11XA15-042	046	11XA15-049	UW011							
11XA11-036	047	11XA15-051	KPT231							
11XA04-087	048	11XA25-087	KPT2310							
11XA15-046	049	11XA15-052	UW011							
11XA10-061	050		APT2110							
11XA15-047	051	11XA15-058	KPT231							
11XA15-049	052	11XA15-053	UW011							
11XA15-052	053	11XA15-056	UW011							
11XA10-062	054		KPT2410							
	055		KPT241							
11XA15-053	056	11XA15-060	UW011							

SECTION II A(2). LOGIC CONTROL UNIT CARD CAGE NO. 1 WIRE LIST

COMPONENT 11XA15-		CONNECTOR (LOGIC CARD NO. 7)								
FROM	PIN	TO	SIGNAL	POS.	NO.	COLOR	GROUP	ROUTE	REMARKS	NOTE
11XA14-065	057		KPT314							
11XA15-051	058		KPT231							
11XA15-045	059	11XA15-073	AKS115°							
11XA15-056	060	11XA15-063	UW011							
11XA11-070	061	11XA15-065	KPT461							
	062		KPT461°							
11XA15-060	063	11XA15-066	UW011							
11XA14-057	064	11XA10-037	CPT441°							
11XA15-061	065	11XA15-072	KPT461							
11XA15-063	066	11XA15-067	UW011							
11XA15-066	067	11XA15-070	UW011							
	068	11XA10-039	KPT462°							
	069		KPT462							
11XA15-067	070	11XA15-074	UW011							
11XA15-029	071	11XA10-038	KPT231°							
11XA15-065	072		KPT461							
11XA15-059	073	11XA15-070	AKS115°							
11XA15-070	074	11XA10-007	UW011							
11XA12-043	075		APC212°							
11XA07-074	076	11XA10-C24	IPS051							
11XA15-016	077		KPC233							
11XA15-073	078		AKS115°							
	079	11XA15-106	AKS199 1							
	080									
	081								KEY	
	082								KEY	
	083	11XA15-C94	APC033°							
11XA14-029	084	11XA10-C10	IPJ161°							

SECTION II A(2). LOGIC CONTROL UNIT CARD CAGE NO. 1 WIRE LIST

COMPONENT 11XA15-		CONNECTOR (LOGIC CARD NO. 7)								
FROM	PIN	TO	SIGNAL	SEC	GROUP	COLOR	GROUP	ROUTE	REMARKS	NOTE
11XA15-009	085	11J002-202	IPT481							
11XA12-045	086		APC2230							
11XA15-012	087		KPC2330							
11XA03-101	088	11XA20-C90	KPF093							
11XA14-084	089	11J001-018	APD0120							
	090	11XA18-043	IAD307							
11XA12-035	091	11XA18-C72	SPH0010							
11XA15-023	092		APD032							
	093	11XA15-097	APD0310							
11XA15-083	094		APD0330							
	095									
	096									
11XA15-093	097	11XA18-098	APD0310							
11XA14-079	098	11J001-219	MPD021							
	099									
11XA13-093	100		APT012							
11XA04-056	101	11XA16-048	KPD3050							
11XA04-057	102	11XA16-C97	APT0210							
	103									
	104									
	105									
11XA15-079	106		KKS199							1

SECTION II A(2). LOGIC CONTROL UNIT CARD CAGE NO. 1 WIRE LIST

COMPONENT 11XA16-		CONNECTOR (LOGIC CARD NO. 7)								
FROM	PIN	TO	SIGNAL	RES.	W.	COLOR	GROUP	ROUTE	REMARKS	NOT
	001	11J002-013	GRD116						GRD	
	002								GRD	
	003	11XA16-009	KPM166							
	004	11J001-214	KPM166°							
	005								+5VDC	
	006								+5VDC	
11XA19-074	007	11XA16-010	UWM011							
	008	11XA19-040	APM164°							
11XA16-003	009	11XA16-016	KPM166							
11XA16-007	010	11XA16-011	UWM011							
11XA16-010	011	11XA16-014	UWM011							
	012	11XA19-042	KPM176°							
	013		KPM176							
11XA16-011	014	11XA16-018	UWM011							
	015	11XA19-037	APM163							
11XA16-009	016	11XA18-058	KPM166							
	017	11XA16-031	AKS114°							
11XA16-014	018	11XA16-021	UWM011							
11XA12-042	019	11XA16-022	KPC232°							
	020		KPC232							
11XA16-018	021	11XA16-024	UWM011							
11XA16-019	022		KPC232°							
11XA13-008	023	11XA19-009	IAA377							
11XA16-021	024	11XA16-025	UWM011							
11XA16-024	025	11XA16-028	UWM011							
	026	11XA18-096	KPD211°							
11XA11-026	027	11XA28-021	KPD211							
11XA16-025	028	11XA16-030	UWM011							

SECTION II A(2). LOGIC CONTROL UNIT CARD CAGE NO. 1 WIRE LIST

COMPONENT 11XA16-		CONNECTOR (LOGIC CARD NO. 7)								
FROM	PIN	TO	SIGNAL	SEC	POS	COLOR	GROUP	ROUTE	REMARKS	NOTE
11XA14-062	029		APT4710							
	030	11XA18-047	IAD312							
11XA16-017	031	11XA16-045	AKS1160							
11XA15-039	032	11XA16-070	XXX1110							
	033									
	034									
	035									
	036									
	037									
11XA16-028	038	11XA16-049	UW011							
	039									
11XA12-093	040		KPR4310							
	041	11XA25-050	KPR431							
	042	11J002-030	AWC0620							
11XA12-098	043	11XA18-053	IPR6210							
	044	11XA18-012	CPR421							
11XA16-031	045	11XA16-059	AKS1160							
	046	11XA19-085	BPRS110							
	047	11XA16-051	KPD305							
11XA15-101	048	11J002-233	KPD3050							
11XA16-038	049	11XA16-052	UW011							
	050	11XA19-070	APD3030							
11XA16-047	051	11XA16-058	KPD305							
11XA16-049	052	11XA16-053	UW011							
11XA16-052	053	11XA16-056	UW011							
	054	11XA19-071	KPD3060							
	055		KPR306							
11XA16-053	056	11XA16-060	UW011							

SECTION II A(2). LOGIC CONTROL UNIT CARD CAGE NO. 1 WIRE LIST

COMPONENT 11XA16-		CONNECTOR LOGIC CARD NO. 71								
FROM	PIN	TO	SIGNAL	SEC	0	COLOR	GROUP	ROUTE	REMARKS	NOTE
11XA12-037	057	11XA19-066	APD302							
11XA16-051	058	11XA18-C93	KPD305							
11XA16-045	059	11XA16-073	AKS116°							
11XA16-056	060	11XA16-066	UW011							
	061									
	062									
	063									
	064									
	065									
11XA16-060	066	11XA16-074	UW011							
	067									
11XA14-026	068		KPL132							
11XA14-024	069		KPL132°							
11XA16-032	070	11XA18-C90	XXX111°							
	071	11XA19-097	GPL151°							
	072	11XA19-C55	APL122							
11XA16-059	073	11XA16-C75	AKS116°							
11XA16-066	074	11XA24-007	UW011							
11XA16-073	075		AKS116°							
	076	11XA16-106	AKS199 J							
	077									
11XA08-057	078	11XA16-085	APD121							
	079	11XA17-079	MPO111°							
	080	11XA30-C74	SPD102°							
	081								KEY	
	082								KEY	
11XA08-050	083		APD112°							
11XA08-054	084		KPD133°							

SECTION II A(2). LOGIC CONTROL UNIT CARD CAGE NO. 1 WIRE LIST

COMPONENT 11XA16-		CONNECTOR (LOGIC CARD NO. 7)								
FROM	PIN	TO	SIGNAL	SEC	POS	COLOR	GROUP	JTE	REMARKS	NOTE
11XA16-078	085	11XA17-082	APD121							
	086	11XA16-091	ABD302							
	087	11XA24-047	KBD002*							
	088	11XA24-040	KBD003*							
	089	11J002-101	ABD312*							
	090	11XA24-055	KBD001							
11XA16-086	091		ABD302							
	092	11XA10-102	APR501*							
	093	11J002-033	KYR023*							
	094	11J002-032	AKF123							
	095									
	096									
11XA15-102	097	11XA16-101	APT021*							
11XA14-069	098		KPD132							
11XA15-020	099		KPT011							
11XA15-030	100	11XA20-023	APT031							
11XA16-097	101		APT021*							
	102									
	103									
	104									
	105									
11XA16-076	106		KKS199 J							

SECTION II A(2). LOGIC CONTROL UNIT CARD NO. 1 WIRE LIST

COMPONENT 11XA17-		CONNECTOR (LOGIC CARD NO. 4)									
FROM	PIN	TO	SIGNAL	DIS	1	2	COLOR	GROUP	ROUTE	REMARKS	NOTE
	001									GRD	
	002									GRD	
	003									KEY	
	004										
	005									+5VDC	
	006									+5VDC	
11XA04-020	007	11J002-093	RPM061								
	008										
	009	11XA17-091	CPM051*								
	010	11XA17-097	CPM065*								
	011										
	012										
	013										
	014										
	015										
	016										
	017										
	018										
	019	11XA17-030	APM011*								
11XA06-009	020	11XA20-055	APA031								
11XA06-082	021		IPA022*								
	022	11XA17-039	APM012*								
11XA06-081	023		IPA021*								
11XA06-010	024	11XA20-058	APA032								
	025	11XA17-041	APM013*								
11XA06-011	026	11XA20-061	APA033								
11XA06-084	027		IPA024*								
	028	11XA17-042	APM014*								

SECTION II A(2). LOGIC CONTROL UNIT CARD CAGE NO. 1 WIRE LIST

COMPONENT 11XA17-		CONNECTOR (LOGIC CARD NO. 4)								
FROM	PIN	TO	SIGNAL	DIS.	POS.	COLOR	GROUP	ROUTE	REMARKS	NOTE
11XA06-003	029		IPA023°							
11XA06-012	030	11XA20-064	APA034							
	031	11XA17-056	APH015°							
11XA07-090	032	11XA20-067	APA035							
11XA06-008	033		IPA026°							
	034	11XA17-057	APH016°							
11XA06-007	035		IPA025°							
11XA07-091	036	11XA20-070	APA036							
	037	11XA17-059	APH021							
11XA17-019	038		APH011°							
11XA17-022	039		APH012°							
	040	11XA17-060	APH023							
11XA17-025	041		APH013°							
11XA17-028	042		APH014°							
	043	11XA17-093	GPH055							
	044	11XA17-076	APH041							
	045	11XA17-049	GPH045							
	046									
	047									
	048									
11XA17-045	049	11XA17-099	GPH045							
	050	11XA17-070	APH035°							
	051	11XA17-073	APH036°							
	052									
	053									
	054									
	055	11XA17-062	APH025							

SECTION II A(2). LOGIC CONTROL UNIT CARD CAGE NO. 1 WIRE LIST

COMPONENT 11XA17-		CONNECTOR (LOGIC CARD NO. 4)								
FROM	PIN	TO	SIGNAL	SEC	COLOR	GROUP	ROUTE	REMARKS	NOTE	
11XA17-034	057		APH016*							
	058	11XA17-066	APH032							
11XA17-037	059	11XA17-065	APH021							
11XA17-040	060	11XA17-069	APH023							
	061	11XA17-072	APH026							
11XA17-055	062	11XA17-071	APH025							
11XA07-051	063	11XA17-075	APA03E							
	064	11XA17-077	APH031*							
11XA17-059	065		APH021							
11XA17-058	066	11XA17-068	APH032							
	067	11XA17-078	APH033*							
11XA17-066	068		APH032							
11XA17-060	069		APH023							
11XA17-050	070		APH035*							
11XA17-062	071		APH025							
11XA17-061	072	11XA17-074	APH026							
11XA17-051	073		APH036*							
11XA17-072	074		APH026							
11XA17-063	075	11XA20-076	APA03E							
11XA17-044	076	11XA17-092	APH041							
11XA17-064	077		APH031*							
11XA17-067	078		APH033*							
11XA16-075	079		FPC111*							
	080									
	081	11XA30-075	SP0101							
11XA16-085	082		APD121							
	083									
	084									

SECTION II A(2). LOGIC CONTROL UNIT CARD CASE NO. 1 WIRE LIST

COMPONENT 11XA17-		CONNECTOR (LOGIC CARD NO. 4)							
FROM	PIN	TO	SIGNAL	DIG	COLOR	GROUP	ROUTE	REMARKS	NOTE
	085								
	086								
	087								
	088								
	089								
	090								
11XA17-069	091		GPH051*						
11XA17-076	092		APH041						
11XA17-043	093	11XA17-098	GPH055						
	094								
	095								
	096								
11XA17-010	097		GPH065*						
11XA17-093	098		GPH055						
11XA17-049	099		GPH045						
	100								
	101								
	102								
	103								
	104								
	105							KEY	
	106								

SECTION II A(2). LOGIC CONTROL UNIT CARD CAGE NO. 1 WIRE LIST

COMPONENT 11XA18-		CONNECTOR (LOGIC CARD NO. 3)									
FROM	PIN	TC	SIGNAL	SEG	1/2	1/4	COLOR	GROUP	ROUTE	REMARKS	NOTE
	001									GRD	
	002									GRD	
	003									KEY	
	004										
	005									+5VDC	
	006									+5VDC	
	007	11XA18-021	IPM122								
11XA08-039	008	11XA18-079	BPM1210								
	009	11XA19-075	IPM133								
	010	11XA18-025	BPM1320								
11XA12-094	011		IPM1430								
11XA16-044	012	11XA18-073	CPM421								
	013	11J002-195	IMB013								
	014	11XA30-057	SMB0030								
	015	11XA18-064	IPM151								
	016	11XA18-032	SPM006								
11XA12-079	017		IPM1621								
11XA14-019	018		APT6110								
11XA10-090	019		BPM1240								
	020	11XA18-083	BPR501								
11XA18-007	021	11XA18-026	IPM122								
	022										
	023	11XA18-101	IPM1230								
11XA15-076	024		IPS051								
11XA18-010	025	11XA20-021	BPM1320								
11XA18-021	026	11XA18-029	IPM122								
	027	11XA18-031	CPM131								
	028										

SECTION II A(2). LOGIC CONTROL UNIT CARD CAGE NO. 1 WIRE LIST

COMPONENT 11XA10-		CONNECTOR (LOGIC CARD NO. 3)								
FROM	PIN	TO	SIGNAL	DIS	POS	COLOR	GROUP	ROUTE	REMARKS	NOTE
11XA10-026	029	11XA10-C56	IPM122							
	030									
11XA10-027	031		CPM131							
11XA10-016	032	11XA10-C57	SPM006							
	033	11XA30-056	SPM007							
	034									
	035									
	036									
11XA15-064	037		CPT4410							
11XA15-071	038	11XA10-095	KPR2310							
11XA15-068	039		KFT4620							
	040									
11XA12-004	041		KPT344							
	042									
11XA15-090	043		IAD307							
	044	11J001-C08	AAD1070							
11XA14-096	045		IPC022							
11XA14-007	046		IPC0120							
11XA16-030	047		IAD312							
11XA14-090	048	11J001-C43	AAD1120							
	049	11XA10-C75	IPR6110							
	050	11J002-238	CPR491							
11XA10-037	051	11XA10-C71	IPD306							
	052	11XA10-C78	CPD3080							
11XA16-043	053		IPR6210							
	054	11XA10-097	CPR611							
11XA14-038	055		BPM1420							
11XA10-029	056	11XA10-C62	IPM122							

SECTION II A(2). LOGIC CONTROL UNIT CARD CAGE NO. 1 WIRE TEST

COMPONENT 11XA18-		CONNECTOR (LOGIC CARD NO. 3)								
FROM	PIN	TO	SIGNAL	SIZE	COLOR	GROUP	ROUTE	REMARKS	NOTE	
11XA18-032	057	11XA30-C58	SPM006							
11XA18-016	058	11XA18-063	KPM166							
	059	11XA21-021	BPT542							
11XA14-075	060	11XA26-C85	APJ0520							
11XA02-032	041		BPM1520							
11XA18-056	062		IPM122							
11XA18-058	063		KPM166							
11XA18-015	064		IPM151							
11XA15-033	065		KPT5310							
11XA15-026	066	11J002-134	KPT0410							
11XA10-046	067		CPT1140							
11XA14-077	068	11XA23-C85	BEC748							
11XA15-027	069	11J002-135	KPT041							
	070									
11XA18-051	071		IPD309							
11XA15-091	072	11XA28-C18	SPM0010							
11XA18-012	073		CPR421							
11XA14-040	074		APR4180							
11XA18-049	075		IPR4110							
	076									
	077	11XA29-C87	IPJ1420							
11XA18-052	078	11XA18-C91	CPD3080							
11XA18-008	079		BPM1210							
	080	11XA19-C19	APM101							
	081	11XA28-009	GKA5000							
	082									
11XA18-020	083	11XA18-C84	APR501							
11XA13-087	084	11XA19-C12	KPT3140							

SECTION II A(2). LOGIC CONTROL UNIT CARD CAGE NO. 1 WIRE LIST

COMPONENT 11XA10-		CONNECTOR (LOGIC CARD NO. 3)								
FROM	PIN	TO	SIGNAL	SEG	NO.	COLOR	GROUP	ROUTE	REMARKS	NOTE
11XA16-046	085		BPR511*							
11XA10-083	086		BPR501							
11XA10-094	087	11J002-C90	KPA118*							
	088	11J601-055	AA0101*							
11XA10-085	089	11J002-240	KPA111*							
11XA16-070	090	11XA22-C91	XXX111*							
11XA10-078	091		CPD308*							
	092	11J002-239	AMA115*							
11XA16-058	093	11XA25-080	KPD305							
	094									
11XA10-038	095	11XA19-027	KPR231*							
11XA16-026	096	11XA19-026	KPD211*							
11XA10-054	097	11J001-220	CPR611							
11XA15-097	098		APD031*							
	099	11XA19-C43	GPR601*							
	100									
11XA10-023	101		BPM123*							
11XA16-092	102		APR501*							
	103									
	104									
	105									
	106									

KEY

SECTION II A(2). LOGIC CONTROL UNIT CARD CAGE NO. 1 WIRE LIST

COMPONENT 11XA19-		CONNECTOR (LOGIC CAGE NO. 4)								
FROM	PIN	TO	SIGNAL	RES	?	COLOR	GROUP	ROUTE	REMARKS	NOTE
	001	11J002-182	GRD119	A					GRD	
	002	11J002-086	GRD119	B					GRD	
	003								KEY	
	004									
	005								+5VDC	
	006								+5VDC	
11XA14-087	007	11J001-019	MP00130							
	008									
11XA16-023	009	11XA24-065	IAA377							
11XA15-084	010	11XA29-090	IPJ1610							
11XA12-062	011	11XA24-067	IPW011							
11XA18-084	012	11XA26-084	KPT3140							
	013									
	014									
	015									
	016									
	017									
	018									
11XA18-080	019	11XA19-024	APW101							
	020	11XA19-022	APW1020							
	021	11XA30-059	SPW005							
11XA19-020	022		APW1020							
	023	11XA30-060	SPW004							
11XA19-019	024	11XA19-030	APW101							
	025	11XA19-042	APT242							
11XA18-096	026	11J002-199	KPS2110							
11XA18-095	027	11J002-201	KPR2310							

SECTION II A(2). LOGIC CONTROL UNIT CARD CAGE NO. 1 WIRE LIST

COMPONENT 11XA19-		CONNECTOR (LOGIC CARD NO. 4)									
FROM	PIN	TO	SIGNAL	346	4	5	COLOR	GROUP	ROUTE	REMARKS	NOTE
	029										
	030										
	031	11XA19-036	APN161								
	032	11XA19-034	APN162°								
	033	11XA30-076	SPH009								
11XA19-032	034	11XA19-039	APN162°								
	035	11XA30-055	SPH008								
11XA19-031	036		APN161								
11XA16-015	037	11XA19-041	APN163								
11XA19-024	038		APN101								
11XA19-034	039		APN162°								
11XA16-008	040		APN164°								
11XA19-037	041		APN163								
11XA16-012	042		APN176°								
11XA16-099	043		CPR601°								
	044	11J002-124	KPA114								
11XA11-027	045	11J001-212	APF361								
	045	11J002-231	APF361								
	046										
	047	11J002-234	KPA071								
	048										
11XA06-037	049		CPB241								
11XA01-097	050		CPB231°								
11XA01-023	051		CPB232°								
	052										
11XA01-003	053		CPB342°								
11XA01-061	054		CPB441°								
11XA16-072	055		APL122								

SECTION II A(2). LOGIC CONTROL UNIT CARD CAGE NO. 1 WIRE LIST

COMPONENT 11XA19-		CONNECTOR (LOGIC CARD NO. 4)								
FROM	PIN	TO	SIGNAL	SEC	?	COLOR	GROUP	ROUTE	REMARKS	NOTE
	056	11XA26-100	APL1120							
11XA11-02'	057	11XA19-102	IPM013							
	058	11XA19-062	APL1210							
	059	11XA26-083	APL111							
	060									
11XA02-081	061	11XA19-077	APL1310							
11XA19-058	062		APL1210							
11XA15-044	063		KPT531							
	064	11XA19-068	A703010							
	065	11XA30-092	SPD103							
11XA16-057	066	11XA19-067	APD302							
11XA19-066	067	11XA19-072	APD302							
11XA19-064	068		APD3010							
	069	11XA30-091	SPD1040							
11XA16-050	070		APD3030							
11XA16-054	071		KPD3060							
11XA19-067	072		APD302							
	073	11XA20-075	MPA2170							
	074	11XA30-040	SPA207							
11XA18-000	075	11XA19-082	IPM133							
	076	11XA19-098	APL141							
11XA19-061	077		APL1310							
	078									
	079	11XA20-078	MPA2180							
	080									
	081	11XA30-039	SPA208							
11XA19-075	082	11XA20-010	IPM133							
	083									

SECTION II A(2). LOGIC CONTROL UNIT CARD CAGE NO. 1 WIRE LIST

COMPONENT 11XA19-		CONNECTOR (LOGIC CARD NO. 4)									
FROM	PK	TO	SIGNAL	DES	1	2	COLOR	GROUP	ROUTE	REMARKS	NOTE
	084										
	085										
	086										
	087										
	088										
	089										
	090										
	091	11J001-C32	GPT2520								
11XA19-025	092		APT242								
	093										
	094										
	095										
	096										
11XA16-071	097		GPL1510								
11XA19-076	098		APL141								
11XA15-041	099		KPT541								
	100										
11XA14-076	101	11J002-C37	ASC7580								
11XA19-057	102		IPW013								
	103										
	104										
	105									KEY	
	106										

SECTION II A(2). LOGIC CONTROL UNIT CARD CAGE NO. 1 WIRE LIST

COMPONENT 11XA20-		CONNECTOR (LOGIC CARD NO. 4)									
FROM	PIN	TO	SIGNAL	DIS	1	2	COLOR	GROUP	ROUTE	REMARKS	NOTE
	001									GRD	
	002									GRD	
	003									KEY	
	004										
	005									•SVDC	
	006									•SVDC	
	007	11XA20-069	NPA2150								
	008										
	009	11XA30-042	SPA205								
11XA19-002	010	11XA20-045	IPW133								
	011										
	012										
	013										
	014										
	015										
	016										
	017										
	018										
	019	11XA20-056	APA0110								
11XA01-032	020	11XA30-012	GPA001								
11XA10-025	021	11XA20-024	OPW1320								
	022	11XA20-059	APA0120								
11XA01-030	023	11XA30-C11	GPA002								
11XA20-021	024	11XA20-C27	OPW1320								
	025	11XA20-C62	APA0130								
11XA01-060	026	11XA30-C10	GPA003								
11XA20-024	027	11XA20-C30	OPW1320								
	028	11XA20-065	APA0140								

SECTION II A(2). LOGIC CONTROL UNIT CARD CAGE NO. 1 WIRE LIST

COMPONENT 11XA20-		CONNECTOR (LOGIC CARD NO. 4)									
FROM	PIN	TO	SIGNAL	DES	1	2	COLOR	GROUP	ROUTE	REMARKS	NOTE
11XA01-074	029	11XA30-009	CPA004								
11XA20-027	030	11XA20-033	BPM132°								
	031	11XA20-068	APA015°								
11XA01-086	032	11XA30-008	CPA005								
11XA20-030	033	11XA20-033	BPM132°								
	034	11XA20-071	APA016°								
11XA01-046	035	11XA30-007	CPA006								
11XA20-033	036	11XA20-039	BPM132°								
	037	11XA20-074	APA017°								
	038	11XA30-028	CPA007								
11XA20-036	039	11XA20-047	BPM132°								
	040	11XA20-077	APA018°								
11JC01-027	041	11XA30-027	CPA008								
11XA20-039	042		BPM132°								
	043	11XA20-060	CPA212°								
	044	11XA30-023	SPA202								
11XA20-010	045	11XA20-051	BPM133								
	046										
	047										
	048										
	049	11XA20-057	CPA211°								
	050	11XA30-024	SPA201								
11XA20-045	051	11XA20-093	BPM133								
	052										
	053										
	054										
11XA17-020	055	11XA22-008	APA031								
11XA20-019	056		APA011°								

SECTION II A(2). LOGIC CONTROL UNIT CARD CAGE NO. 1 WIRE LIST

COMPONENT 11XA20-		CONNECTOR (LOGIC CARD NO. 4)									
FROM	PIN	TO	SIGNAL	REG	1	2	COLOR	GROUP	ROUTE	REMARKS	NOTE
11XA20-049	057		GPA211*								
11XA17-024	058	11XA20-C14	APA032								
11XA20-022	059		APA012*								
11XA20-043	060		GPA212*								
11XA17-026	061	11XA20-C32	APA033								
11XA20-025	062		APA013*								
	063	11XA20-C97	GPA213*								
11XA17-030	064	11XA20-C30	APA034								
11XA20-028	065		APA014*								
	066	11XA20-C91	GPA214*								
11XA17-032	067	11XA20-C56	APA035								
11XA20-031	068		APA015*								
11XA20-007	069		GPA215*								
11XA17-036	070	11XA20-C62	APA036								
11XA20-034	071		APA016*								
	072	11XA20-C75	APA216*								
11XA05-076	073	11XA20-C80	APA037								
11XA20-037	074		APA017*								
11XA19-073	075		APA217*								
11XA17-075	076	11XA20-C86	APA038								
11XA20-040	077		APA018*								
11XA19-079	078		GPA218*								
11XA12-049	079	11J001-185	FAA177*								
	080										
11XA02-035	081	11XA20-C36	FAA018								
11XA02-056	082	11XA20-C37	FAA017								
11XA02-059	083	11XA20-C38	FAA016								
11XA02-062	084	11XA20-C39	FAA015								

SECTION II A(2). LOGIC CONTROL UNIT CARD CAGE NO. 1 WIRE LIST

COMPONENT 11XA20-		CONNECTOR (LOGIC CARD NO. 4)								
FROM	PIN	TO	SIGNAL	SEG	POS	COLOR	GROUP	ROUTE	REMARKS	NOTE
	085									
	086									
11XA02-065	087	11XA26-022	FAA014							
11XA02-068	088	11XA26-023	FAA013							
11XA02-071	089	11XA26-024	FAA012							
11XA15-088	090		KPF093							
11XA20-066	091		GPA214*							
	092	11XA30-C43	SPA204							
11XA20-051	093	11XA20-099	IPM132							
	094									
	095									
	096									
11XA20-063	097		GPA213*							
	098	11XA30-044	SPA203							
11XA20-093	099	11XA24-C77	IPM133							
	100									
	101									
	102									
	103									
	104									
	105								KEY	
	106									

SECTION II A(2). LOGIC CONTROL UNIT CARD CAGE NO. 1 WIRE LIST

COMPONENT 11XA21-		CONNECTOR (LOGIC CARD NO. 31)								
FROM	PIN	TO	SIGNAL	DES	COLOR	GROUP	ROUTE	REMARKS	NOTE	
	001							GRD		
	002							GRD		
	003							KEY		
	004									
	005							+5VDC		
	006							+5VDC		
	007	11XA21-C22	18C021*							
	008	11XA21-C30	FBA011							
	009	11XA21-C28	18C122*							
	010	11XA21-C56	FBA012							
	011	11XA21-C66	18C223*							
	012	11XA21-C64	FBA013							
	013	11XA21-C35	18C324*							
	014	11XA21-C41	FBA014							
	015	11XA21-C71	18C425*							
	016	11XA21-C77	FBA015							
	017	11XA21-C27	18C051*							
	018	11XA21-C79	BBC041							
	019	11XA21-C80	BBC031*							
	020	11XA22-C55	ABS111							
11XA19-059	021	11XA21-C29	BPT542							
11XA21-007	022		18C021*							
	023	11XA21-C82	BBC032*							
	024	11XA23-C43	18S011*							
	025	11XA21-C84	BBC132*							
	026	11XA27-C58	ABS112							
11XA21-017	027	11XA21-C57	18C051*							
11XA21-009	028		18C122*							

SECTION II A(2) LOGIC CONTROL UNIT CARD CAGE NO. 1 WIRE LIST

COMPONENT 11XA21-		CONNECTOR (LOGIC CARD NO. 3)								
FROM	PIN	TO	SIGNAL	SEG	COLOR	GROUP	ROUTE	REMARKS	NOTE	
11XA21-021	029	11XA21-081	BPT542							
11XA21-008	030	11XA26-053	FBA011							
	031	11XA21-092	CBC334*							
	032	11XA22-064	ABS114							
	033	11XA21-039	IBC253*							
	034									
11XA21-013	035		IBC324*							
	036									
	037	11XA21-095	CPC335*							
	038	11XA23-049	IPS014*							
11XA21-033	039	11XA21-045	IBC253*							
	040									
11XA21-014	041	11XA25-098	FBA014							
	042									
	043	11XA21-063	IBC152*							
	044	11XA21-083	BPC142							
11XA21-039	045	11XA21-093	IBC253*							
	046	11XA21-085	BPC243							
	047	11XA21-069	IPC354*							
	048	11XA21-091	CPC344							
	049	11XA23-021	IBC455*							
	050	11XA21-097	CPC445							
	051	11XA23-056	IPS017*							
	052	11XA23-026	CPS117							
	053	11XA23-062	IPS018*							
	054	11XA23-060	CPS118							
	055	11XA21-090	BPC133*							
	056	11XA23-045	IPS012*							

SECTION II A(2). LOGIC CONTROL CARD CAGE NO. 1 WIRE LIST

COMPONENT 11XA21-		CONNECTOR (LOGIC CARD NO. 3)										
FROM	PIN	TO	SIGNAL	SEG	A	1	2	COLOR	GROUP	ROUTE	REMARKS	NOTE
11XA21-027	057	11XA21-069	IBC051°									
11XA21-010	058	11XA26-052	FBA012									
	059	11XA21-086	BPC233°									
	060	11XA22-061	ABS113									
	061	11XA21-088	BPC234°									
	062	11XA23-047	IBS013°									
11XA21-043	063	11XA21-065	IBC152°									
11XA21-012	064	11XA26-051	FBA013									
11XA21-063	065	11XA21-087	IBC152°									
11XA21-011	066		IBC223°									
	067	11XA21-098	CBC435°									
	068	11XA22-076	ABS115									
11XA21-047	069	11XA21-075	IBC354°									
	070											
11XA21-015	071		IBC425°									
	072											
	073	11XA21-101	CBC436°									
	074	11XA23-051	IBS015°									
11XA21-069	075	11XA21-099	IBC354°									
	076											
11XA21-016	077	11XA26-067	FBA015									
	078											
11XA21-018	079		BPC041									
11XA21-019	080	11XA22-009	BPC031°									
11XA21-029	081		BPT342									
11XA21-023	082	11XA22-081	BPC032°									
11XA21-044	083		BPC142									
11XA21-025	084	11XA22-010	BPC132°									

SECTION II A(2). LOGIC CONTROL UNIT CARD CAGE NO. 1 WIRE LIST

COMPONENT 11XA21-		CONNECTOR (LOGIC CARD NO. 3)								
FROM	PIN	TO	SIGNAL	DIS	GROUP	COLOR	GROUP	ROUTE	REMARKS	NOTE
11XA21-046	085		B8C243							
11XA21-059	086	11XA22-C11	B8C233*							
11XA21-065	087		I8C152*							
11XA21-061	088	11XA22-083	B8C234*							
11XA21-057	089		I8C051*							
11XA21-055	090	11XA22-082	B8C133*							
11XA21-048	091		C8C344							
11XA21-031	092	11XA22-C12	C8C334*							
11XA21-045	093		I8C253*							
	094									
11XA21-037	095	11XA22-084	C8C335*							
	096									
11XA21-050	097		C8C445							
11XA21-067	098	11XA22-015	C8C435*							
11XA21-075	099		I8C354*							
	100									
11XA21-073	101	11XA22-087	C8C436*							
	102									
	103									
	104									
	105									
	106									

KEY

SECTION II A(2). LOGIC CONTROL UNIT CARD CAGE NO. 1 WIRE LIST

COMPONENT 11XA22-		CONNECTOR (LOGIC CARD NO. 4)									
FROM	PIN	TC	SIGNAL	DIG	4	7	COLOR	GROUP	ROUTE	REMARKS	NOTE
	001	11J002-008	GRD122							GRD	
	002									GRD	
	003									KEY	
	004										
	005									+5VDC	
	006									+5VDC	
11XA12-077	007	11J001-222	MBC061	A							
	007	11J002-038	MBC061	B							
	008										
11XA21-080	009		BBC031								
11XA21-084	010		BBC132								
11XA21-086	011		BBC233								
11XA21-092	012		BBC334								
	013										
	014										
11XA21-098	015		BBC435								
	016	11XA23-C19	BBC536								
	017	11XA23-C25	BBC637								
	018	11XA23-C39	BBC738								
	019	11XA22-C57	ABS311								
11XA02-088	020	11XA22-C23	ABS641								
	021	11XA30-C87	SBS408								
	022	11XA22-C60	ABS312								
11XA22-026	023	11XA22-C26	ABS641								
	024	11XA30-C88	SBS404								
	025	11XA22-C62	ABS313								
11XA22-027	026	11XA22-C29	ABS641								
	027	11XA30-C89	SBS402								

SECTION II A(2). LOGIC CONTROL UNIT CARD CAGE NO. 1 WIRE LIST

COMPONENT 11XA22-		CONNECTOR (LOGIC CARD NO. 4)								
FROM	PIN	TO	SIGNAL	INS.	WIRE	COLOR	GROUP	ROUTE	REMARKS	NOTE
	028	11XA22-066	ABS3140							
11XA22-026	029	11XA22-068	ABS641							
	030	11XA30-090	SBS4010							
	031	11XA22-056	ABS2110							
	032	11J001-053	XAX135							
11XA09-076	033	11XA22-C36	ABS642							
	034	11XA22-059	ABS2120							
	035	11J001-052	XAX136							
11XA22-033	036	11XA22-039	ABS642							
	037	11XA22-062	ABS2130							
	038	11J001-051	XAX137							
11XA22-036	039	11XA22-042	ABS642							
	040	11XA22-065	ABS2140							
	041	11J001-050	XAX138							
11XA22-039	042	11XA22-045	ABS642							
	043	11XA22-050	ABS2160							
	044	11J001-048	XAX140							
11XA22-042	045	11XA22-075	ABS642							
	046									
	047									
	048									
	049	11XA23-029	GBS116							
11XA22-043	050		GBS2160							
	051	11XA22-C70	ABS3160							
	052									
	053									
	054									
11XA21-020	055	11XA23-C44	ABS111							

SECTION II A(2). LOGIC CONTROL UNIT CARD CAGE NO. 1 WIRE LIST

COMPONENT 11XA22-		CONNECTOR (LOGIC CARD NO. 4)								
FROM	PIN	TO	SIGNAL	SEC	COLOR	GROUP	ROUTE	REMARKS	NOTE	
11XA22-031	056		ABS211*							
11XA22-019	057		ABS311*							
11XA21-026	058	11XA23-046	ABS112							
11XA22-034	059		ABS212*							
11XA22-022	060		ABS312*							
11XA21-060	061	11XA23-048	ABS113							
11XA22-037	062		ABS213*							
11XA22-025	063		ABS313*							
11XA21-032	064	11XA23-050	ABS114							
11XA22-040	065		ABS214*							
11XA22-028	066		ABS314*							
	067	11XA22-C78	ABS315*							
11XA22-029	068	11XA22-C71	ABS641							
	069	11XA29-009	SES508*							
11XA22-051	070		ABS316*							
11XA22-068	071	11XA23-032	ABS641							
	072	11XA29-010	SES504*							
	073	11XA22-C77	ABS215*							
	074	11J001-049	XAX139							
11XA22-045	075	11XA23-069	ABS642							
11XA21-068	075	11XA23-052	ABS115							
11XA22-073	077		ABS215*							
11XA22-067	078		ABS315*							
11XA11-059	079	11J002-072	PBC062							
	080									
11XA21-082	081		BBC032*							
11XA21-090	082		BBC133*							
11XA21-088	083		BBC234*							

SECTION II A(2). LOGIC CONTROL UNIT CARD CAGE NO. 1 WIRE LIST

COMPONENT 11XA22-		CONNECTOR (LOGIC CARD NO. 4)								
FROM	PIN	TO	SIGNAL	SIZE	NO.	COLOR	GROUP	ROUTE	REMARKS	NOTE
11XA21-095	084		CRC335°							
	085									
	086									
11XA21-101	087		CRC436°							
	088	11XA23-023	BBC537°							
	089	11XA23-055	BBC638°							
	090	11XA23-061	BBC739°							
11XA18-090	091	11XA22-097	XXX111°							
	092	11XA22-098	1XX110							
	093									
	094									
	095									
	096									
11XA22-091	097	11XA25-088	XXX111°							
11XA22-092	098	11XA23-017	1XX11C							
	099									
	100									
	101									
	102									
	103									
	104									
	105									
	106									

KEY

SECTION II A(2). LOGIC CONTROL UNIT CARD CAGE NO. 1 WIRE LIST

COMPONENT 11XA23-		CONNECTOR (LOGIC CAGE NO. 3)								
FROM	PIN	TO	SIGNAL	DES	CO	COLOR	GROUP	ROUTE	REMARKS	NOTE
	001								GRD	
	002								GRD	
	003								KEY	
	004									
	005								+5VDC	
	006								+5VDC	
	007	11XA23-022	10C526°							
	008	11XA23-030	FBA016							
	009	11XA23-020	10C627°							
	010	11XA23-050	FBA017							
	011	11XA23-066	10C720°							
	012	11XA23-064	FBA018							
	013	11XA23-027	10C556°							
	014	11XA23-079	00C546							
	015	11XA23-063	10C657°							
	016	11XA23-083	00C647							
11XA22-098	017	11J001-225	1XX110							
	018	11J001-130	1XX000°							
11XA22-016	019	11XA23-080	00C536°							
11XA22-049	020	11XA23-054	00S116							
11XA21-049	021	11XA23-029	10C455°							
11XA23-007	022		10C526°							
11XA22-088	023	11XA23-082	00C537°							
	024	11XA23-053	10S016°							
11XA22-017	025	11XA23-084	00C637°							
11XA21-052	026	11XA23-091	00S117							
11XA23-013	027	11XA23-057	10C556°							
11XA23-009	028		10C627°							

SECTION II A(2). LOGIC CONTROL UNIT CARD CAGE NO. 1 WIRE LIST

COMPONENT 11XA23-		CONNECTOR (LOGIC CARD NO. 3)								
FROM	PIN	TO	SIGNAL	DIG	GROUP	COLOR	GROUP	ROUTE	REMARKS	NOTE
11XA23-021	029	11XA23-C81	18C455°							
11XA23-000	030	11XA26-066	F8A016							
	031	11XA23-C93	C8S317°							
11XA22-071	032	11XA23-030	A8S641							
	033	11XA29-011	S8S502°							
	034									
	035									
	036									
	037	11XA23-C99	C8S318°							
11XA23-032	038		A8S641							
	039	11XA29-012	S8S501°							
	040									
	041									
	042									
11XA21-024	043		I8S011°							
11XA22-055	044		A8S111							
11XA21-056	045		I8S012°							
11XA22-058	046		A8S112							
11XA21-062	047		I8S013°							
11XA22-061	048		A8S113							
11XA21-038	049		I8S014°							
11XA22-064	050		A8S114							
11XA21-074	051		I8S015°							
11XA22-076	052		A8S115							
11XA23-024	053		I8S016°							
11XA23-020	054		G8S116							
11XA22-089	055	11XA23-C9C	B8C638°							
11XA21-051	056		I8S017°							

SECTION II A(2). LOGIC CONTROL UNIT CARD CAGE NO. 1 WIRE LIST

COMPONENT 11XA23-		CONNECTOR (LOGIC CARD NO. 3)								
FROM	PIN	TO	SIGNAL	REG	NO.	COLOR	GROUP	ROUTT	REMARKS	NOTE
11XA23-027	057	11XA23-089	1BC556°							
11XA23-010	058	11XA26-065	FBA017							
11XA22-018	059	11XA23-086	BPC738°							
11XA21-054	060	11XA23-097	CBS118							
11XA22-090	061	11XA23-088	BPC739°							
11XA21-053	062		1BS018°							
11XA23-015	063	11XA23-065	1BC557°							
11XA23-012	064	11XA26-064	FBA018							
11XA23-063	065	11XA23-087	1PC657°							
11XA23-011	066		1PC726°							
	067	11XA23-092	CBS217°							
	068	11J001-C47	XAX141							
11XA22-075	069	11XA23-075	ABS642							
	070									
	071									
	072									
	073	11XA23-058	CBS218°							
	074	11J001-C46	XAX142							
11XA23-069	075		ABS642							
	076									
	077									
	078									
11XA23-014	079		BPC546							
11XA23-019	080		BPC536°							
11XA23-029	081		1BC455°							
11XA23-033	082		BPC537°							
11XA23-016	083		BPC647							
11XA23-025	084		BPC637°							

SECTION II A(2). LOGIC CONTROL UNIT CARD CAGE NO. 1 WIRE LIST

COMPONENT 11XA23-		CONNECTOR (LOGIC CARD NO. 3)							
FROM	PIN	TO	SIGNAL	REG	EXP	GROUP	ROUTE	REMARKS	NOTE
11XA23-048	085		B8C748						
11XA23-059	086		B8C738*						
11XA23-065	087		B8C657*						
11XA23-061	088		B8C739*						
11XA23-057	089		B8C554*						
11XA23-055	090		B8C638*						
11XA23-026	091		C8S117						
11XA23-067	092		C8S217*						
11XA23-031	093		C8S317*						
	094								
	095								
	096								
11XA23-040	097		C8S118						
11XA23-073	098		C8S218*						
11XA23-037	099		C8S318*						
	100								
	101								
	102								
	103								
	104							REV	
	105								
	106								

SECTION II A(2). LOGIC CONTROL UNIT CARD CAGE NO. 1 WIRE LIST

COMPONENT 11XA24-		CONNECTOR (LOGIC CARD NO. 1)									
FROM	PIN	TO	SIGNAL	DES	1	2	COLOR	GROUP	ROUTE	REMARKS	NOTE
	001									GRD	
	002									GRD	
	003	11XA24-C08	K80008°								
11XA03-098	004	11XA25-C21	K80008								
	005									•5VDC	
	006									•5VDC	
11XA10-074	007	11XA24-C09	UNW011								
11XA24-003	008	11XA24-C15	K80008°								
11XA24-007	009	11XA24-C14	UNW011								
	010	11XA24-C24	180101								
	011	11XA24-C18	A80104°								
11XA10-066	012		K80007°								
11XA01-052	013	11XA25-C29	K80007								
11XA24-009	014	11XA24-C21	UNW011								
11XA24-008	015	11XA24-C29	K80008°								
	016	11XA25-C09	180012								
	017	11XA24-C31	AK5124°								
11XA24-011	018	11XA24-C25	A80104°								
11XA10-065	019		K80006°								
11XA01-054	020	11XA25-C27	K80006								
11XA24-014	021	11XA24-C28	UNW011								
	022	11XA25-C14	B80013°								
	023	11XA25-C13	180014								
11XA24-010	024	11XA25-C07	180101								
11XA24-018	025	11XA24-C32	A80104°								
	026	11XA25-C20	K80005°								
11XA10-070	027	11XA27-C27	K80005								
11XA24-021	028	11XA24-C35	UNW011								

SECTION II A(2). LOGIC CONTROL UNIT CARD CAGE NO. 1 WIRE LIST

COMPONENT 11XA24-		CONNECTOR (LOGIC CARD NO. 7)									
FROM	PIN	TO	SIGNAL	SEG	2	3	COLOR	GROUP	ROUTE	REMARKS	NOTE
11XA24-015	029		K800080								
	030	11XA25-043	180016								
11XA24-017	031	11XA24-C73	AK51240								
11XA24-025	032	11XA24-078	A801040								
	033	11XA24-036	K800040								
11XA11-083	034	11XA25-057	K80004								
11XA24-028	035	11XA24-037	UW0011								
11XA24-033	036	11XA24-043	K800040								
11XA24-035	037	11XA24-042	UW0011								
	038	11XA24-C52	A80010								
	039	11XA24-046	A801050								
11XA16-088	040		K800030								
11XA11-086	041	11XA25-065	K80003								
11XA24-037	042	11XA24-C49	UW0011								
11XA24-036	043	11XA24-057	K800040								
	044	11XA25-015	180022								
	045	11XA24-C59	AK51320								
11XA24-039	046	11XA24-053	A801050								
11XA16-087	047		K800020								
11XA11-089	048	11XA25-063	K80002								
11XA24-042	049	11XA24-C56	UW0011								
	050	11XA25-018	8800230								
	051	11XA25-017	180024								
11XA24-038	C52	11XA24-C83	A80010								
11XA24-046	053	11XA24-060	A801050								
	054	11XA25-056	K800010								
11XA16-080	055	11XA25-044	K80004								
11XA24-045	C56	11XA24-C63	UW0011								

SECTION II A(2). LOGIC CONTROL UNIT CARD CAGE NO. 1 WIRE LIST

COMPONENT 11XA24-		CONNECTOR (LOGIC CARD NO. 7)								
FROM	PIN	TO	SIGNAL	SEG	POS	COLOR	GROUP	ROUTE	REMARKS	NOTE
11XA24-043	057		K800040							
	058	11XA25-045	I80026							
11XA24-045	059	11XA24-100	AKS1320							
11XA24-053	060	11XA24-086	APD1050							
	061		KPD3150							
	062	11XA25-081	KPD315							
11XA24-056	063	11XA24-066	UW0011							
	064	11XA24-C98	BPD3250							
11XA19-009	065	11XA24-094	IAA377							
11XA24-063	066	11XA26-C19	UW0011							
11XA19-011	067		IPW011							
	068									
	069									
	070									
	071									
	072									
11XA24-031	073	11XA24-C89	AKS1240							
	074									
11XA20-072	075		APA2160							
	076	11XA30-041	SPA206							
11XA20-099	077		IPW133							
11XA24-032	078		ABD1040							
	079	11XA24-087	BPT522							
	080									
	081								KEY	
	082								KEY	
11XA24-052	083		ABD010							
11XA10-072	084	11XA25-008	APD3450							

SECTION II A(2). LOGIC CONTROL UNIT CARD CAGE NO. 1 WIRE LIST

COMPONENT 11XA24-		CONNECTOR (LOGIC CARD NO. 7)								
FROM	PIN	TO	SIGNAL	SIG	COLOR	GROUP	ROUTE	REMARKS	NOTE	
	085									
11XA24-060	086		ABD1050							
11XA24-079	087	11XA25-085	BPT522							
	088									
11XA24-073	089		AKS1240							
	090	11XA24-105	XKS199						K	
	091									
	092	11XA24-C99	APD3260							
11XA12-061	093		APD316							
11XA24-065	094		IAA377							
	095									
	096									
11XA10-073	097		APD335							
11XA24-064	098	11XA25-079	BPD3250							
11XA24-092	099		APD3260							
11XA24-059	100		AKS1320							
	101	11XA25-011	IBD010							
	102	11XA24-106	XKS199						L	
	103									
	104									
11XA24-C90	105		XKS199						K	
11XA24-102	106		XKS199						L	

SECTION II A(2). LOGIC CONTROL UNIT CARD CAGE NO. 1 WIRE LIST

COMPONENT 11XA25-		CONNECTOR (LOGIC CARD NO. 3)									
FROM	PIN	TO	SIGNAL	SIG	A	W	COLOR	GROUP	ROUTE	REMARKS	NOTE
	001	11J002-C10	GRC125							GRD	
	002									GRD	
	003									KEY	
	004										
	005									+5VDC	
	006									+5VDC	
11XA24-024	007		180101								
11XA24-084	008		A903450								
11XA24-016	009		180012								
	010	11XA25-019	8800110								
11XA24-101	011		180018								
11XA03-097	012		A800170								
11XA24-023	013	11XA25-026	180014								
11XA24-022	014	11XA25-023	8800130								
11XA24-044	015		180022								
	016	11XA25-055	8800210								
11XA24-051	017	11XA25-062	180024								
11XA24-050	018	11XA25-059	8800230								
11XA25-010	019		8800110								
11XA24-026	020		K800050								
11XA24-004	021	11XA25-024	K80008								
	022										
11XA25-014	023		8800130								
11XA25-021	024	11XA27-C26	K80008								
	025	11XA25-044	8800150								
11XA25-013	026		180014								
11XA24-020	027	11XA27-C31	K80006								
	028										

SECTION II A(2). LOGIC CONTROL UNIT CARD CAGE NO. 1 WIRE LIST

COMPONENT 11XA25-		CONNECTOR (LOGIC CARD NO. 3)								
FROM	PIN	TO	SIGNAL	BIG	SMALL	COLOR	GROUP	ROUTE	REMARKS	NOTE
11XA24-013	029	11XA27-032	K80007							
	030									
	031	11XA26-020	CAA005*							
11XA07-076	032	11XA24-077	APF021							
11XA02-048	033	11XA30-026	GPA111							
	034									
11XA06-045	035	11XA25-079	APB050							
	036	11XA25-106	XK5199 N							
	037	11XA26-048	CBA001*							
11XA08-076	038	11XA25-069	APF121							
11XA25-035	039		APB050							
	040									
	041	11XA25-105	XK5199 P							
	042									
11XA24-030	043		180016							
11XA25-025	044		880015*							
11XA24-058	045		180026							
	046	11XA25-061	890025*							
	047	11J001-095	180201*							
11XA24-055	048	11XA27-041	K80001							
	049	11J001-161	1PR441*							
11XA16-041	050	11J001-221	KPR431							
	051									
	052									
11XA14-027	053		1PM033							
11XA11-019	054		APW023*							
11XA25-011	055		-----							
11XA24-054	056		K80001*							

SECTION II A(2). LOGIC CONTROL UNIT CARD CAGE NO. 1 WIRE LIST

COMPONENT 11XA25-		CONNECTOR (LOGIC CARD NO. 3)								
FROM	PIN	TO	SIGNAL	SIG.	NO.	COLOR	GROUP	ROUTE	REMARKS	NOTE
11XA24-034	057	11XA25-060	K8D004							
	058									
11XA25-018	059		88D0230							
11XA25-057	060	11XA27-040	K8D004							
11XA25-046	061		88D0250							
11XA25-017	062		18D024							
11XA24-048	063	11XA27-045	K8D002							
	064									
11XA24-041	065	11XA27-046	K8D003							
	066									
	067	11XA26-099	C8A0050							
11XA03-027	068	11XA25-084	KPA054							
11XA25-038	069	11XA25-090	APF121							
	070									
11XA13-085	071	11XA25-099	KPR131							
	072									
11XA11-092	073	11XA26-101	CEC335							
11XA14-044	074		APL0310							
	075	11XA29-088	1EC3540							
	076									
11XA14-047	077	11J002-235	8WB0390							
	078	11J001-479	CKE5210							
11XA24-098	079		8PD3250							
11XA16-093	080		KPC305							
11XA24-062	081		KPD315							
	082									
	083	11XA25-092	88A0070							
11XA25-068	084	11XA26-076	KPA054							

SECTION II A(2). LOGIC CONTROL UNIT CARD CAGE NO. 1 WIRE LIST

COMPONENT 11XA25-		CONNECTOR (LOGIC CARD NO. 3)									
FROM	PIN	TO	SIGNAL	DES	COLOR	GROUP	ROUTE	REMARKS	NOTE		
11XA24-007	005		BPT522								
11XA13-101	006		APT9110								
11XA15-040	007		KPT2310								
11XA22-097	008	11XA26-060	KXK1110								
11XA12-005	009	11XA26-000	KPR1310								
11XA25-069	090	11J001-209	APF121								
	091	11XA26-072	CBA009								
11XA25-003	092		CBA0070								
	093	11XA25-097	CBA0080								
	094										
	095										
	096										
11XA25-093	097		CBA0080								
11XA21-041	098	11XA26-050	FBA014								
11XA25-071	099		KPR131								
	100										
	101										
	102										
	103										
	104										KEY
11XA25-041	105		KXK199	P							
11XA25-036	106		KXK199	N							

SECTION II A(2). LOGIC CONTROL UNIT CARD CAGE NO. 1 WIRE LIST

COMPONENT 11XA26-		CONNECTOR (LOGIC CARD NO. 9)								
FROM	PIN	TO	SIGNAL	DIS	COLOR	GROUP	ROUTE	REMARKS	NOTE	
	001	11XA79-C23	CR0320	0	T2222	TG002		GRD		
	002							GRD		
	003									
	004									
	005							+5VDC		
	006							+5VDC		
	007									
	008									
	009									
	010									
	011									
	012									
	013									
	014									
	015									
	016									
	017									
	018									
11XA24-066	019	11XA26-032	UW011							
11XA25-031	020	11XA26-034	CAA005*							
	021		FAA014*							
11XA20-007	022	11XA26-044	FAA014							
11XA20-008	023	11J002-168	FAA013							
11XA20-009	024	11J002-169	FAA012							
11J001-077	025	11J002-170	FAA011							
	026									
	027									
	028									

SECTION II A(2). LOGIC CONTROL UNIT CARD CAGE NO. 1 WIRE LIST

COMPONENT 11XA26-		CONNECTOR (LOGIC CARD NO. 9)							
FROM	PIN	TO	SIGNAL	DISC	GROUP	ROUTE	REMARKS	NOTE	
	029								
	030	11XA26-C31	AAA009						
11XA26-030	031	11XA26-C78	AAA009						
11XA26-019	032	11XA26-C33	UWMO11						
11XA26-032	033	11XA26-046	UWMO11						
11XA26-020	034		CAA005*						
	035		FAA018*						
11XA20-001	036	11J002-163	FAA018						
11XA20-002	037	11J002-164	FAA017						
11XA20-003	038	11J002-165	FAA016						
11XA20-004	039	11J002-166	FAA015						
	040								
	041								
	042								
	043								
11XA26-022	044	11XA26-045	FAA014						
11XA26-044	045	11J002-167	FAA014						
11XA26-033	046	11XA26-047	UWMO11						
11XA26-046	047	11XA26-061	UWMO11						
11XA25-037	048	11XA26-062	CBA001*						
	049		FBA014*						
11XA25-090	050	11XA27-094	FBA014						
11XA27-064	051	11XA27-102	FBA013						
11XA27-050	052	11XA27-101	FBA012						
11XA21-030	053	11XA27-097	FBA011						
	054								
	055								
	056								

SECTION II A(2). LOGIC CONTROL UNIT CARD CAGE NO. 1 WIRE LIST

COMPONENT 11XA26-		CONNECTOR (LOGIC CARD NO. 9)								
FROM	PIN	TO	SIGNAL	SIG	F	COLOR	GROUP	ROUTE	REMARKS	NOTE
	057									
	058	11XA26-C59	ABA006							
11XA26-058	059	11XA26-C97	ABA006							
11XA25-088	060	11XA26-074	XXX1110							
11XA26-047	061	11XA29-040	U6W011							
11XA26-048	062		CEA0010							
	063		FBA0180							
11XA23-064	064	11XA26-C87	FBA018							
11XA23-058	065	11XA27-C88	FBA017							
11XA23-030	066	11XA27-067	FPA016							
11XA21-077	067	11XA27-083	FBA015							
	068									
	069									
	070									
	071									
11XA25-091	072	11XA26-C73	CEA009							
11XA26-072	073		CEA009							
11XA26-060	074		XXX1110							
	075	11XA26-079	AAA0080							
11XA25-084	076	11J001-075	KPA054							
11XA25-032	077	11J001-208	APF021							
11XA26-031	078		AAA009							
11XA26-075	079		AAA0060							
	080									
	081								KEY	
	082									
11XA19-059	083		AFL111							
11XA19-012	084	11J001-215	KPT3140							

SECTION II A(2). LOGIC CONTROL UNIT CARD CAGE NO. 1 WIRE LIST

COMPONENT 11XA26-		CONNECTOR (LOGIC CARD NO. 9)								
FROM	PIN	TO	SIGNAL	SIG	GROUP	COLOR	GROUP	ROUTE	REMARKS	NOTE
11XA18-040	085	11XA29-071	APJ052°							
	086	11XA26-098	APA010°							
11XA26-064	087	11XA27-082	FBA010							
11XA25-089	088		KPR131°							
	089	11XA26-105	XKS199 A							
	090	11XA26-093	XKS000° A							
	091									
	092	11XA26-106	XKS199 B							
11XA26-090	093		XKS000° B							
	093	11XA29-024	XKS000° B	12222			16002			
	094									
	095								KEY	
	096									
11XA26-059	097		ABA006							
11XA26-086	098		APA010°							
11XA25-067	099		CBA005°							
11XA19-056	100		APL112°							
11XA25-073	101		CEC335							
	102									
	103									
	104									
11XA26-089	105		XKS199 A							
11XA26-092	106		XKS199 B							

SECTION II A(2). LOGIC CONTROL UNIT CARD CAGE NO. 1 WIRE LIST

COMPONENT 11XA27-		CONNECTOR (LOGIC CARD NO. 6)								
FROM	PIN	TO	SIGNAL	DIS	1/2	COLOR	GROUP	ROUTE	REMARKS	NOTE
	001									
	002									
	003	11J002-115	PZG004B	A					GRD	
	004								GRD	
	005								+5VDC	
	006								+5VDC	
	007	11J002-130	PZP004	A					+4.7VDC	
	008	11J002-131	PZP004	B					+4.7VDC	
	009								KEY	
	010								KEY	
	011									
	012									
	013									
	014									
	015									
	016									
	017									
	018									
	019	11J002-005	C00119							
	020	11J002-116	C00118							
	021	11J002-119	C00117							
	022	11J002-117	C00116							
	023	11J002-003	C00115							
	024	11J002-118	C00121							
	025	11J002-004	C00120							
11XA24-024	024	11J002-171	K00000							
11XA24-027	027	11J002-157	K00005							
	028									

SECTION II A(2). LOGIC CONTROL UNIT CARD CAGE NO. 1 WIRE LIST

COMPONENT 11XA27-		CONNECTOR (LOGIC CARD NO. 6)								
FROM	PIN	TO	SIGNAL	DIG	POS	COLOR	GROUP	ROUTE	REMARKS	NOTE
	029									
	030	11XA27-044	AVT1130							
11XA25-027	031	11J002-156	K80006							
11XA25-029	032	11J002-172	K80007							
	033	11J002-C78	C801260							
	034	11J002-079	C801250							
	035	11J002-082	C801240							
	036	11J002-080	C801230							
	037	11J002-076	C801220							
	038	11J002-J81	C801200							
	039	11J002-077	C801270							
11XA25-040	040	11J002-158	K80004							
11XA25-048	041	11J002-192	K80001							
	042									
	043									
11XA27-030	044	11XA27-086	AVT1130							
11XA25-063	045	11J002-191	K80002							
11XA25-065	046	11J002-159	K80003							
	047									
	048									
	049									
	050									
	051									
	052									
	053									
	054									
	055									
	056									

SECTION II A(2). LOGIC CONTROL UNIT CARD CAGE NO. 1 WIRE LIST

COMPONENT 11XA27-		CONNECTOR (LOGIC CARD NO. 6)									
FROM	PIN	TO	SIGNAL	SEC	1	2	COLOR	GROUP	ROUTE	REMARKS	NOTE
	057										
	058										
	059										
	060										
	061										
	062										
	063										
	064										
	065										
	066										
	067										
	068										
	069										
	070										
	071										
	072										
	073										
	074										
	075	11J002-045	CBA1050								
	076	11J002-046	CBA1040								
	077	11J002-049	CBA1030								
	078	11J002-047	CBA1020								
	079	11J002-043	CBA1010								
	080	11J002-048	CBA1070								
	081	11J002-044	CBA1060								
11XA26-087	082	11J002-125	FBA016								
11XA24-067	083	11J002-128	FBA015								
	084										

SECTION II A(2). LOGIC CONTROL UNIT CARD CAGE NO. 1 WIRE LIST

COMPONENT 11XA27-		CONNECTOR (LOGIC CARD NO. 6)								
FROM	PIN	TO	SIGNAL	RES	W	COLOR	GROUP	ROUTE	REMARKS	NOTE
	085									
11XA27-044	086	11XA27-100	AVT1130							
11XA26-046	087	11J002-127	FBA016							
11XA26-045	088	11J002-126	FBA017							
	089	11J002-122	CBA1120							
	090	11J002-035	CBA1110							
	091	11J002-042	CBA1100							
	092	11J002-040	CBA1090							
	093	11J002-120	CBA1080							
	094	11J002-041	CBA1140							
	095	11J002-121	CBA1130							
11XA26-050	096	11J002-129	FBA014							
11XA26-053	097	11J002-162	FBA011							
	098									
	099									
11XA27-086	100	11JC01-086	AVT1130							
11XA26-052	101	11J002-161	FBA012							
11XA26-051	102	11J002-160	FBA013							
	103									
	104									
	105									
	106									

SECTION II A(2). LOGIC CONTROL UNIT CARD CAGE NO. 1 WIRE LIST

COMPONENT 11XA28-		CONNECTOR (LOGIC CARD NO. 111)								
FROM	PIN	TO	SIGNAL	BEG	END	COLOR	GROUP	ROUTE	REMARKS	NOTE
	001								KEY	
	002								KEY	
	003	11J002-114	P2G0348 P						GRD	
	004								GRD	
	005								+5VDC	
	006								+5VDC	
	007	11XA29-048	CFA0610							
11XA2C-055	008		APA031							
11XA18-081	009	11XA2F-015	GKA5000							
	010									
	011									
	012									
	013	11XA29-047	CFA0620							
11XA2C-058	014		APA032							
11XA2B-009	015	11XA2B-C33	GKA5000							
	016									
	017									
11XA18-072	018	11XA30-073	SPMG010							
11XA10-021	019	11XA29-C28	CFT3150							
	020									
11XA16-027	021		KPC211							
	022									
11XA16-100	023	11J001-C16	APT031							
	024									
	025									
	026									
	027									
	028									

SECTION II A(2). LOGIC CONTROL UNIT CARD CAGE NO. 1 WIRE LIST

COMPONENT 11XA28-		CONNECTOR (LOGIC CARD NO. 11)								
FROM	PIN	TO	SIGNAL	SIG	;	COLOR	GROUP	ROUTE	REMARKS	NOTE
	029									
	030									
	031	11XA29-064	CPA0630							
11XA20-061	032		APA033							
11XA28-015	033	11XA28-C39	GKA5000							
	034									
	035									
	036									
	037	11XA29-063	CPA0640							
11XA20-064	038		APA034							
11XA28-033	039	11XA28-057	GKA5000							
	040									
	041									
	042									
	043									
	044									
	045									
	046									
	047									
	048									
	049									
	050									
	051									
	052									
	053									
	054									
	055	11XA29-066	CPA0650							
XA20-067	056		APA035							

SECTION II A(2). LOGIC CONTROL UNIT CARD CAGE NO. 1 WIRE LIST

COMPONENT 11XA28-		CONNECTOR (LOGIC CARD NO. 11)									
FROM	PIN	TO	SIGNAL	SEC	1	2	COLOR	GROUP	ROUTE	REMARKS	NOTE
11XA28-039	057	11XA28-063	GRAS00*								
	058										
	059										
	060										
	061	11XA29-065	CPA066*								
11XA20-070	062		AP4036								
11XA28-057	063	11XA28-081	GRAS00*								
	064										
	065										
	066										
	067										
	068										
	069										
	070										
	071										
	072										
	073										
	074										
	075										
	076										
	077										
	078										
	079	11XA29-058	CPA067*								
11XA20-073	080		AP4037								
11XA28-061	081	11XA28-087	GRAS00*								
	082										
	083										
	084										

SECTION II A(2). LOGIC CONTROL UNIT CARD CAGE NO. 1 WIRE LIST

COMPONENT 11XA28-		CONNECTOR (LOGIC CARD NO. 11)								
FROM	PIN	TO	SIGNAL	DIS	COL	GROUP	ROUTE	REMARKS	NOTE	
	085	11XA29-067	CPA0680							
11XA20-076	086		APAC38							
11XA28-081	087	11J002-244	GKA50C*							
	088									
	089									
	090									
	091									
	092									
	093									
	094									
	095									
	096									
	097									
	098									
	099									
	100									
	101									
	102									
	103									
	104									
	105									
	106									

SECTION II A(2). LOGIC CONTROL UNIT CARD CAGE NO. 1 WIRE LIST

COMPONENT 11XA29-		CONNECTOR (COMPNT CARD NO. 3)								
FROM	PIN	TO	SIGNAL	SEC	POS	COLOR	GROUP	ROUTE	REMARKS	NOTE
	001	11J001-C38	GRD129						GRD	
	002								GRD	
	003									
	004									
	005								•5VDC	
	006								•5VDC	
	007									
	008									
11XA22-069	009	11J002-C09	SBS508*							
11XA22-072	010	11J002-001	SBS504*							
11XA23-033	011	11J002-002	SBS502*							
11XA23-039	012	11J002-CC3	SBS501*							
	013									
	014									
	015									
	016									
	017									
	018									
	019	11J001-037	UPA000							
	020									
	021								KEY	
	022									
11XA26-001	023		GRD328	A	T2222		TG002			
	023	11J001-115	GRD328	B	T2AAY		TG001			
11XA26-093	024		XKS000*	B	T2222		TG002			
	024	11XA29-035	XKS000*	C						
	025									
	026									

SECTION II A(2). LOGIC CONTROL UNIT CARD CAGE NO. 1 WIRE LIST

COMPONENT 11XA29-		CONNECTOR (COMPNT CARD NO. 3)								
FROM	PIN	TO	SIGNAL	SEC	COLOR	GROUP	ROUTE	REMARKS	NOTE	
	027									
11XA28-019	028		OPT315*							
	029							KEY		
	030									
	031									
	032									
	033									
	034									
11XA29-024	035		XK5000* C							
	035	11J001-114	XK5000* C		T2222		T6001			
	036									
	037									
	038									
	039									
11XA26-061	040	11XA29-051	LBW011							
	041	11XA29-052	UBW111							
	042									
	043	11XA29-C44	SVT000*							
11XA29-043	044	11XA29-C55	SVT000*							
	045									
	046									
11XA28-013	047	11J002-C87	CFA062*							
11XA28-007	048	11J002-C88	CFA061*							
	049									
	050									
11XA29-040	051		LBW011							
11XA29-041	052		UBW111							

SECTION II A(2). LOGIC CONTROL UNIT CARD CAGE NO. 1 WIRE LIST

COMPONENT 11XA29-		CONNECTOR (COMPNT CARD NO. 3)								
FROM	FIN	TO	SIGNAL	DES	?	COLOR	GROUP	ROUTE	REMARKS	NOTE
	054									
11XA29-044	055	11XA29-056	SVT000*							
11XA29-055	056	11XA29-057	SVT000*							
11XA29-056	057	11XA29-058	SVT000*							
11XA29-057	058	11XA29-059	SVT000*							
11XA29-058	059	11XA29-060	SVT000*							
11XA29-059	060	11J002-075	SVT000*							
	061									
	062									
11XA28-037	063	11J002-054	CPA064*							
11XA28-031	064	11J002-086	CPA063*							
11XA28-061	065	11J002-052	CPA066*							
11XA28-055	066	11J002-053	CPA065*							
11XA28-085	067	11J002-050	CPA068*							
11XA28-079	068	11J002-051	CPA067*							
	069									
	070									
11XA26-085	071	11J001-167	APJ052*							
	072									
	073									
	074									
	075									
	076									
	077									
	078									
	079									
	080									
	081									

SECTION II A(2). LOGIC CONTROL UNIT CARD CAGE NO. 1 WIRE LIST

COMPONENT 11XA29-		CONNECTOR (CMPPT CARD NO. 3)								
FROM	PIN	TO	SIGNAL	SEN	COLOR	GROUP	ROUTE	REMARKS	NOTE	
	082									
	083									
	084									
	085									
	086									
11XA18-077	087	11J001-166	IPJ142°							
11XA25-075	088	11J001-162	IEC354°							
11XA14-045	089	11J001-163	IEC333°							
11XA19-010	090	11J001-165	IPJ161°							
11XA04-041	091	11J001-164	CPJ127°							
	092									
	093									
	094									
	095									
	096									
	097									
	098									
	099									
	100									
	101									
	102									
	103									
	104									
	105									
	106									

SECTION II A(2), LOGIC CONTROL UNIT CARD CAGE NO. 1 WIRE LIST

COMPONENT 11XA30-		CONNECTOR (COMPNT CARD NO. 1)								
FROM	PIN	TO	SIGNAL	SIG	COLOP	GROUP	ROUTE	REMARKS	NOTE	
	001							GRD		
	002							GRD		
	003									
	004									
	005							+5VDC		
	006							+5VDC		
11XA20-035	007	11J001-025	CPA006							
11XA20-032	008	11J001-024	CPA005							
11XA20-029	009	11J001-023	CPA004							
11XA20-026	010	11J001-022	CPA003							
11XA20-023	011	11J001-021	CPA002							
11XA20-020	012	11J001-020	CPA001							
	013									
	014									
	015									
	016									
	017									
	018									
	019									
	020									
	021							KEY		
	022									
11XA20-044	023	11J002-175	SPA202							
11XA20-050	024	11J002-174	SPA201							
11XA03-091	025	11J001-189	CPA019							
11XA25-033	026	11J001-187	CPA111							
11XA20-041	027	11J001-188	CPA008							
11XA20-038	028	11J001-026	CPA007							

SECTION II A(2) LOGIC CONTROL UNIT CARD CAGE NO. 1 WIRE LIST

COMPONENT 11XA30-		CONNECTOR (COMPNT CARD NO. 1)								
FROM	PIN	TO	SIGNAL	DIS	GROUP	COLOR	ROUTE	REMARKS	NOTE	
	029									
	030							KEY		
	031									
	032									
	033									
	034									
	035									
	036									
	037									
	038									
11XA19-001	039	11J002-181	SPA208							
11XA19-074	040	11J002-180	SPA207							
11XA24-076	041	11J002-179	SPA206							
11XA20-009	042	11J002-178	SPA205							
11XA20-092	043	11J002-177	SPA204							
11XA20-099	044	11J002-176	SPA203							
	045									
	046									
	047									
	048									
	049									
	050									
	051									
	052									
	053									
	054									
11XA19-C35	055	11J002-187	SPN068							
11XA18-033	056	11J002-186	SPN067							

SECTION II A(2). LOGIC CONTROL UNIT CARD CAGE NO. 1 WIRE LIST

COMPONENT 11XA30-		CONNECTOR (COMPNT CARD NO. 1)								
FROM	PIN	TO	SIGNAL	REG	COLOP	GROUP	ROUTE	REMARKS	NOTE	
11XA18-014	057	11J002-C09	SM003*							
11XA18-057	058	11J002-185	SPM006							
11XA19-021	059	11J002-184	SPM005							
11XA19-023	060	11J002-183	SPM004							
	061									
	062									
	063									
	064									
	065									
	066									
	067									
	068									
	069									
	070									
11XA11-010	071	11J002-017	SPM003*							
	072	11J002-018	SPM002*							
11XA28-018	073	11J002-194	SPM001*							
11XA16-080	074	11J002-011	SPD102*							
11XA17-081	075	11J002-012	SPD101							
11XA19-033	076	11J002-188	SPM005							
	077									
	078									
	079									
	080									
	081									
	082									
	083									
	084									

SECTION II A(2). LOGIC CONTROL UNIT CARD CAGE NO. 1 WIRE LIST

COMPONENT 11XA19-		CONNECTOR (COMPNT CARD NO. 11)								
FROM	PIN	TO	SIGNAL	SIG.	;	COLOR	GROUP	ROUTE	REMARKS	NOTE
	085									
	086									
11XA22-021	087	11J002-004	SBS408*							
11XA22-024	088	11J002-005	SBS404*							
11XA22-027	089	11J002-006	SBS402*							
11XA22-030	090	11J002-007	SBS401*							
11XA19-069	091	11J002-014	SPD104*							
11XA19-065	092	11J002-015	SPD103							
	093									
	094									
	095									
	096									
	097									
	098									
	099									
	100									
	101									
	102									
	103									
	104									
	105									
	106									

SECTION II B(2). LOGIC CONTROL UNIT CARD CAGE NO. 1 CIRCUIT LIST

FROM	TO	SIGNAL	SEC	COLAR	GROUP	ROUTE	REMARKS	NOTE
11XA26-075	11XA26-C79	AAA002°						
11XA26-030	11XA26-C31	AAA005						
11XA26-031	11XA26-078	AAA009						
11XA02-070	11XA02-C78	AAA022°						
11XA02-078	11XA02-100	AAA022°						
11XA02-100	11J001-C14	AAA022°						
11XA02-067	11XA02-077	AAA023°						
11XA02-077	11XA02-C98	AAA023°						
11XA02-098	11J001-C10	AAA023°						
11J001-011	11XA02-064	AAA024°						
11XA02-064	11XA02-C96	AAA024°						
11XA02-096	11J001-102	AAA024°						
11J001-007	11XA02-C61	AAA025°						
11XA02-061	11XA02-C94	AAA025°						
11XA02-094	11J001-132	AAA025°						
11J001-004	11XA02-058	AAA026°						
11XA02-058	11XA02-092	AAA026°						
11XA02-092	11J001-134	AAA026°						
11J001-005	11XA02-C54	AAA027°						
11XA02-055	11J001-133	AAA027°						

SECTION II B(2). LOGIC CONTROL UNIT CARD CAGE NO. 1 CIRCUIT LIST

FROM	TO	SIGNAL	SEC	7	COLOR	GROUP	ROUTE	REMARKS	NOTE
11JC01-001	11XA02-034	ABA028*							
11XA02-034	11XA02-050	ABA028*							
11XA02-050	11J001-135	ABA028*							
11XA02-102	11XA03-100	ABA501*							
11XA18-088	11J001-055	AA0101*							
11XA18-044	11J001-088	AA0107*							
11XA14-082	11J001-042	AA0111*							
11XA14-090	11XA18-048	AA0112*							
11XA18-048	11J001-043	AA0112*							
11XA02-076	11J001-101	AA1500*							
11XA26-058	11XA26-059	ABA006							
11XA26-059	11XA26-097	ABA006							
11XA26-086	11XA26-098	ABA010*							
11JC01-224	11XA11-056	ABC758*							
11XA11-056	11XA12-038	ABC758*							
11XA12-038	11XA14-076	ABC758*							
11XA14-076	11XA19-101	ABC758*							
11XA19-101	11J002-037	ABC758*							

SECTION II B(2). LOGIC CONTROL UNIT CARD CAGE NO. 1 CIRCUIT LIST

FROM	TO	SIGNAL	SEC	COLAR	GROUP	ROUTE	REMARKS	NOTE
11XA10-011	11XA14-079	ABC049*						
11XA14-073	11XA14-078	ABC045*						
11XA24-038	11XA24-052	ABD010						
11XA24-052	11XA24-083	ABD010						
11XA03-097	11XA25-012	ABD017*						
11XA24-011	11XA24-018	ABD104*						
11XA24-018	11XA24-025	ABD104*						
11XA24-025	11XA24-032	ABD104*						
11XA24-032	11XA24-078	ABD104*						
11XA24-039	11XA24-046	ABD105*						
11XA24-046	11XA24-053	ABD105*						
11XA24-053	11XA24-060	ABD105*						
11XA24-060	11XA24-086	ABD105*						
11XA11-088	11J001-094	ABD202*						
11XA11-085	11J001-093	ABD203*						
11XA11-082	11J001-092	ABD204*						
11XA10-064	11XA10-071	ABC301						
11XA16-086	11XA16-091	ABC302						

SECTION II B(2). LOGIC CONTROL UNIT CARD CAGE NO. 1 CIRCUIT LIST

FROM	TO	SIGNAL	RES	COLOR	GROUP	ROUTE	REMARKS	NOTE
11XA10-069	11J002-102	AB03110						
11XA16-089	11J002-101	AB03120						
11XA21-020	11XA22-055	AB03111						
11XA22-055	11XA23-044	AB03111						
11XA21-026	11XA22-058	AB03112						
11XA22-058	11XA23-046	AB03112						
11XA21-060	11XA22-061	AB03113						
11XA22-061	11XA23-048	AB03113						
11XA21-032	11XA22-064	AB03114						
11XA22-064	11XA23-050	AB03114						
11XA21-068	11XA22-076	AB03115						
11XA22-076	11XA23-052	AB03115						
11XA22-031	11XA22-056	AB02110						
11XA22-034	11XA22-059	AB02120						
11XA22-037	11XA22-062	AB02130						
11XA22-040	11XA22-065	AB02140						

SECTION II B(2). LOGIC CONTROL UNIT CARD CAGE NO. 1 CIRCUIT LIST

FROM	TO	SIGNAL	SEC	C	V	COLOR	GROUP	ROUTE	REMARKS	NOTE
11XA22-073	11XA22-C77	ABS215*								
11XA22-019	11XA22-057	ABS311*								
11XA22-022	11XA22-060	ABS312*								
11XA22-025	11XA22-063	ABS313*								
11XA22-028	11XA22-066	ABS314*								
11XA22-067	11XA22-C78	ABS315*								
11XA22-051	11XA22-C70	ABS316*								
11XA02-079	11XA02-C83	ABS611								
11XA02-082	11XA02-C86	ABS621*								
11XA02-086	11XA09-C70	ABS621*								
11XA09-021	11XA11-022	ABS622								
11XA02-085	11XA02-C89	ABS631*								
11XA09-019	11XA09-C77	ABS632*								
11XA02-088	11XA22-C2C	ABS641								
11XA22-020	11XA22-C23	ABS641								
11XA22-023	11XA22-026	ABS641								

SECTION II B(2). LOGIC CONTROL UNIT CARD CAGE NO. 1 CIRCUIT LIST

FROM	TO	SIGNAL	PERCENT	COLOR	GROUP	ROUTE	REMARKS	NOTE
11XA22-026	11XA22-029	ABS641						
11XA22-029	11XA22-066	ABS641						
11XA22-068	11XA22-071	ABS641						
11XA22-071	11XA23-032	ABS641						
11XA23-032	11XA23-038	ABS641						
11XA09-076	11XA22-033	ABS642						
11XA22-033	11XA22-036	ABS642						
11XA22-036	11XA22-039	ABS642						
11XA22-039	11XA22-042	ABS642						
11XA22-042	11XA22-045	ABS642						
11XA22-045	11XA22-075	ABS642						
11XA22-075	11XA23-069	ABS642						
11XA23-069	11XA23-075	ABS642						
11XA16-094	11J002-032	AKF123						
11XA03-045	11XA03-059	AKS1030						
11XA03-059	11XA03-073	AKS1030						
11XA03-073	11XA03-092	AKS1030						
11XA05-017	11XA05-031	AKS1050						
11XA05-031	11XA05-045	AKS1050						
11XA05-045	11XA05-059	AKS1050						
11XA05-059	11XA05-073	AKS1050						
11XA05-073	11XA05-083	AKS1050						

SECTION II B(2). LOGIC CONTROL UNIT CARD CAGE NO. 1 CIRCUIT LIST

FROM	TO	SIGNAL	BEAM	COLOR	GROUP	ROUTE	REMARKS	NOTE
11XA07-017	11XA07-031	AKS107*						
11XA07-031	11XA07-045	AKS107*						
11XA07-045	11XA07-059	AKS107*						
11XA07-059	11XA07-073	AKS107*						
11XA07-073	11XA07-100	AKS107*						
11XA08-017	11XA08-031	AKS108*						
11XA08-031	11XA08-045	AKS108*						
11XA08-045	11XA08-059	AKS108*						
11XA08-059	11XA08-092	AKS108*						
11XA15-017	11XA15-031	AKS115*						
11XA15-031	11XA15-045	AKS115*						
11XA15-045	11XA15-059	AKS115*						
11XA15-059	11XA15-073	AKS115*						
11XA15-073	11XA15-078	AKS115*						
11XA16-017	11XA16-031	AKS116*						
11XA16-031	11XA16-045	AKS116*						
11XA16-045	11XA16-059	AKS116*						
11XA16-059	11XA16-073	AKS116*						
11XA16-073	11XA16-075	AKS116*						
11XA24-017	11XA24-031	AKS124*						
11XA24-031	11XA24-073	AKS124*						
11XA24-073	11XA24-089	AKS124*						

SECTION II B(2). LOGIC CONTROL UNIT CARD CAGE NO. 1 CIRCUIT LIST

FROM	TO	SIGNAL	CAGE	COLOR	GROUP	ROUTE	REMARKS	NOTE
11XA03-017	11XA03-C31	AKS131*						
11XA03-031	11XA03-069	AKS131*						
11XA24-045	11XA24-C59	AKS132*						
11XA24-059	11XA24-100	AKS132*						
11XA10-092	11J002-239	APA115*						
11XA14-042	11J002-C30	APC062*						
11XA20-019	11XA20-056	APA011*						
11XA20-022	11XA20-059	APA012*						
11XA20-025	11XA20-062	APA013*						
11XA20-028	11XA20-065	APA014*						
11XA20-031	11XA20-068	APA015*						
11XA20-034	11XA20-C71	APA016*						
11XA20-037	11XA20-074	APA017*						
11XA20-040	11XA20-C77	APA018*						
11XA02-000	11XA02-020	APA031						
11XA02-020	11XA05-C23	APA031						

SECTION II B(2). LOGIC CONTROL UNIT CARD CAGE NO. 1 CIRCUIT LIST

FROM	TO	SIGNAL	SEC	COLOR	GROUP	ROUTE	REMARKS	NOTE
11XA05-023	11XA06-009	APA031						
11XA06-009	11XA17-C20	APAC31						
11XA17-020	11XA20-055	APAC31						
11XA20-055	11XA28-008	APA031						
11XA02-010	11XA02-C23	APA032						
11XA02-023	11XA05-C30	APA032						
11XA05-030	11XA06-C10	APA032						
11XA06-010	11XA17-C24	APA032						
11XA17-024	11XA20-C58	APA032						
11XA20-058	11XA28-C14	APAC32						
11XA02-012	11XA02-026	APA033						
11XA02-026	11XA05-037	APA033						
11XA05-037	11XA06-C11	APAC33						
11XA06-011	11XA17-026	APA033						
11XA17-026	11XA20-C61	APA033						
11XA20-C61	11XA28-C37	APA033						
11XA02-014	11XA02-029	APAC34						
11XA02-029	11XA05-044	APA034						
11XA05-044	11XA06-C12	APA034						
11XA06-C12	11XA17-C30	APA034						
11XA17-030	11XA20-064	APA034						
11XA20-064	11XA28-C38	APA034						
11XA02-016	11XA05-C51	APA035						
11XA05-051	11XA06-C15	APAC35						

SECTION II B(2). LOGIC CONTROL UNIT CARD CAGE NO. 1 CIRCUIT LIST

FROM	TO	SIGNAL	DES	CLAS	GROUP	ROUTE	REMARKS	NOTE
11XA06-015	11XA06-023	APA035						
11XA06-023	11XA07-090	APA035						
11XA07-090	11XA17-032	APA035						
11XA17-032	11XA20-067	APA035						
11XA20-067	11XA20-056	APA035						
11XA02-010	11XA05-050	APA036						
11XA05-050	11XA06-016	APA036						
11XA06-016	11XA06-039	APA036						
11XA06-039	11XA07-091	APA036						
11XA07-091	11XA17-036	APA036						
11XA17-036	11XA20-070	APA036						
11XA20-070	11XA20-062	APA036						
11XA02-044	11XA05-076	APA037						
11XA05-076	11XA20-073	APA037						
11XA20-073	11XA20-080	APA037						
11XA02-046	11XA06-017	APA038						
11XA06-017	11XA07-051	APA038						
11XA07-051	11XA17-063	APA038						
11XA17-063	11XA17-075	APA038						
11XA17-075	11XA20-074	APA038						
11XA20-074	11XA20-086	APA038						
11XA02-019	11XA03-020	APA041						

SECTION II B(2). LOGIC CONTROL UNIT CARD CAGE NO. 1 CIRCUIT LIST

FROM	TO	SIGNAL	REF	COLOR	GROUP	ROUTE	REMARKS	NOTE
11XA02-022	11XA03-021	APA047*						
11XA02-025	11XA03-014	APA043*						
11XA02-028	11XA03-007	APA044*						
11XA20-072	11XA24-075	APA216*						
11XA19-073	11XA20-075	APA217*						
11XA01-029	11XA01-064	APB05C						
11XA01-064	11XA01-084	APB050						
11XA01-084	11XA01-099	APB050						
11XA01-099	11XA03-075	APB05C						
11XA03-075	11XA03-091	APB05C						
11XA03-091	11XA06-045	APB050						
11XA06-045	11XA25-035	APB050						
11XA25-025	11XA25-039	APB05C						
11XA01-010	11XA03-078	APB051*						
11XA03-078	11J002-092	APB051*						
11XA01-014	11XA03-036	APB052*						
11XA03-036	11XA03-083	APB052*						
11XA03-083	11J002-034	APB052*						
11XA03-086	11XA04-101	APB131*						
11XA04-101	11J002-123	APB131*						

SECTION II B(2). LOGIC CONTROL CARD CAGE NO. 1 CIRCUIT LIST

FROM	TO	SIGNAL	DEF	Y	COLOR	GROUP	ROUTE	REMARKS	NOTE
11XAG1-044	11XAG1-087	APB311							
11XAG1-087	11XAG2-037	APB311							
11XAG1-046	11XAG1-065	APB411							
11XAG1-065	11XAG2-04C	APB411							
11XA13-017	11XA13-083	APC1110							
11XA12-043	11XA15-075	APC2110							
11XA12-045	11XA15-086	APC2230							
11XA04-010	11XA06-064	APC30C							
11XA14-084	11XA15-089	APD0120							
11XA15-089	11J001-010	APD0120							
11XA15-093	11XA15-097	APD0310							
11XA15-097	11XA18-090	APD0310							
11XA15-023	11XA15-092	APD032							
11XA15-083	11XA15-094	APD0330							
11XA08-050	11XA16-053	APD1120							
11XA08-057	11XA16-070	APD121							
11XA16-070	11XA16-085	APD121							

SECTION II B(2). LOGIC CONTROL UNIT CARD CAGE NO. 1 CIRCUIT LIST

FROM	TO	SIGNAL	CH	Y	COLOR	GROUP	ROUTE	REMARKS	NOTE
11XA16-005	11XA17-C02	APD121							
11XA19-064	11XA19-C60	APD301*							
11XA12-037	11XA16-C57	APD302							
11XA16-057	11XA19-C66	APD302							
11XA19-066	11XA19-C67	APD302							
11XA19-067	11XA19-C72	APD302							
11XA16-050	11XA19-C70	APD303*							
11XA12-061	11XA24-C93	APD316							
11XA24-092	11XA24-C99	APD320*							
11XA10-073	11XA24-C97	APD335							
11XA10-072	11XA24-C04	APD345*							
11XA24-064	11XA25-C08	APD345*							
11XA11-042	11XA13-C06	APD346*							
11XA11-012	11XA11-C40	APD347							
11XA04-021	11XA05-C75	APE011*							
11XA05-075	11J002-133	APE011*							

SECTION II B(2). LOGIC CONTROL UNIT CARD CAGE NO. 1 CIRCUIT LIST

FROM	TO	SIGNAL	SEN	COLAR	GROUP	ROUTE	REMARKS	NOTE
11XA06-061	11XA07-066	APE032						
11XA07-030	11XA06-027	APF011°						
11XA06-022	11XA06-026	APF011°						
11XA06-026	11XA06-029	APF011°						
11XA06-025	11XA07-009	APF021						
11XA07-009	11XA07-076	APF021						
11XA07-076	11XA25-032	APF021						
11XA25-032	11XA26-077	APF021						
11XA26-077	11J001-200	APF021						
11XA06-020	11XA07-000	APF022°						
11XA07-075	11XA07-079	APF041°						
11XA07-015	11XA07-016	APF051						
11XA07-016	11XA07-070	APF051						
11XA07-036	11XA07-037	APF071°						
11XA07-037	11XA07-003	APF071°						
11XA02-039	11XA02-041	APF111°						
11XA02-041	11XA07-009	APF111°						
11XA07-009	11XA07-093	APF111°						
11XA07-093	11XA07-090	APF111°						

SECTION B(2). LOGIC CONTROL UNIT CARD CAGE NO. 1 CIRCUIT LIST

FROM	TO	SIGNAL	SEC	COLOR	GROUP	ROUTE	REMARKS	NOTE
11XA06-031	11XA06-056	APF1130						
11XA06-056	11XA06-057	APF1130						
11XA06-057	11XA06-059	APF1130						
11XA06-059	11XA06-060	APF1130						
11XA06-034	11XA07-087	APF1140						
11XA06-052	11XA07-086	APF115						
11XA07-023	11XA07-092	APF121						
11XA07-092	11XA08-076	APF121						
11XA08-076	11XA25-038	APF121						
11XA25-038	11XA25-049	APF121						
11XA25-049	11XA25-090	APF121						
11XA25-090	11J001-209	APF121						
11XA07-022	11XA07-097	APF1220						
11XA08-075	11XA08-079	APF1410						
11XA07-020	11XA07-030	APF151						
11XA07-030	11XA08-078	APF151						
11XA08-083	11XA08-087	APF1710						
11XA07-043	11XA07-044	APF181						
11XA07-044	11XA08-084	APF181						

SECTION II B(2). LOGIC CONTROL CARD CAGE NO. 1 CIRCUIT LIST

FROM	TO	SIGNAL	REG	COLOR	GROUP	ROUTE	REMARKS	NOTE
11XA02-042	11XA06-037	APF211*						
11XA06-037	11XA06-041	APF211*						
11XA06-040	11XA06-044	APF221						
11XA06-044	11XA08-008	APF221						
11XA08-008	11XA08-009	APF221						
11XA08-009	11J001-210	APF221						
11XA06-070	11XA06-074	APF251*						
11XA06-075	11XA06-076	APF252						
11XA06-073	11XA06-078	APF262*						
11XA06-078	11XA09-053	APF262*						
11XA06-019	11XA06-068	APF311*						
11XA06-067	11XA08-022	APF321						
11XA06-022	11XA08-023	APF321						
11XA08-023	11J001-211	APF321						
11XA09-037	11XA09-041	APF351*						
11XA09-041	11J001-138	APF351*						
11J001-015	11XA09-040	APF361						B
11XA09-040	11XA11-027	APF361						B
11XA11-027	11XA19-045	APF361						B
11XA19-045	11J001-212	APF361						B

SECTION II B(2). LOGIC CONTROL CARD CAGE NO. 1 CIRCUIT LIST

FROM	O	SIGNAL	SEC	COLOR	GROUP	ROUTE	REMARKS	NOTE
11XA19-045	11JC02-231	APF361	E					
11XA08-089	11XA11-C98	APF411						
11XA09-055	11XA09-C84	APF4120						
11XA09-067	11XA09-071	APF414						
11XA09-364	11XA09-C89	APF4150						
11XA02-052	11XA09-058	APF4230						
11XA09-058	11XA09-C67	APF4230						
11XA08-099	11XA09-C70	APF4240						
11XA09-070	11XA09-101	APF4240						
11XA08-097	11XA08-102	APF431						
11XA08-102	11XA09-C56	APF431						
11XA08-100	11XA09-C83	APF4410						
11XA09-041	11XA09-C88	APF4440						
11XA04-088	11XA05-100	APF5610						
11XA17-019	11XA17-C38	APF6110						

SECTION II B(2). LOGIC CONTROL UNIT CARD CAGE NO. 1 CIRCUIT LIST

FROM	TO	SIGNAL	SEC	Y	COLOR	GROUP	ROUTE	REMARKS	NOTE
11XA17-022	11XA17-C39	APH012*							
11XA17-025	11XA17-041	APH013*							
11XA17-026	11XA17-C42	APH014*							
11XA17-031	11XA17-C56	APH015*							
11XA17-034	11XA17-057	APH016*							
11XA17-037	11XA17-057	APH021							
11XA17-059	11XA17-065	APH021							
11XA17-040	11XA17-C6C	APH023							
11XA17-060	11XA17-C69	APH023							
11XA17-055	11XA17-062	APH025							
11XA17-062	11XA17-C71	APH025							
11XA17-061	11XA17-072	APH026							
11XA17-072	11XA17-C74	APH026							
11XA17-064	11XA17-C77	APH031*							
11XA17-058	11XA17-C66	APH032							
11XA17-066	11XA17-C64	APH032							

SECTION II B(2). LOGIC CONTROL UNIT CARD CAGE NO. 1 CIRCUIT LIST

FROM	TO	SIGNAL	COLOR	GROUP	ROUTE	REMARKS	NOTE
11XA17-067	11XA17-070	APH035*					
11XA17-050	11XA17-070	APH035*					
11XA17-051	11XA17-073	APH035*					
11XA17-044	11XA17-076	APH041					
11XA17-076	11XA17-092	APH041					
11XA02-067	11XA11-023	APJ052*					
11XA11-023	11XA14-075	APJ052*					
11XA14-075	11XA18-040	APJ052*					
11XA18-040	11XA24-085	APJ052*					
11XA26-095	11XA29-071	APJ052*					
11XA29-071	11J001-167	APJ052*					
11XA11-026	11XA12-073	APL011					
11XA12-073	11XA13-078	APL011					
11XA13-078	11J002-094	APL011					
11XA06-053	11XA12-072	APL021*					
11XA12-072	11XA13-080	APL021*					
11XA11-025	11XA14-044	APL031*					
11XA14-044	11XA25-074	APL031*					
11XA19-059	11XA26-083	APL111					

SECTION II B(2)/ LOGIC CONTROL CARD CAGE NO. 1 CIRCUIT LIST

FROM	TO	SIGNAL	SEC	COLOR	GROUP	ROUTE	REMARKS	NOTE
11XA19-036	11XA26-100	APL1120						
11XA13-075	11J032-193	APL1130						
11XA19-036	11XA19-062	APL1210						
11XA16-072	11XA19-055	APL122						
11XA06-054	11XA14-022	APL1230						
11XA14-025	11J001-040	APL1240						
11XA02-001	11XA19-061	APL1310						
11XA19-061	11XA19-077	APL1310						
11XA19-076	11XA19-090	APL141						
11XA11-019	11XA25-054	APW0230						
11XA18-080	11XA19-C19	APW101						
11XA19-019	11XA19-C24	APW101						
11XA19-024	11XA19-030	APW101						
11XA19-020	11XA19-022	APW1020						
11XA19-031	11XA19-C36	APW101						

SECTION II B(2). LOGIC CONTROL CARD CAGE NO. 1 CIRCUIT LIST

FROM	TO	SIGNAL	RELAY	COLOR	GROUP	ROUTE	REMARKS	NOTE
11XA19-032	11XA19-034	APM1620						
11XA19-034	11XA19-039	APM1620						
11XA16-015	11XA19-037	APM163						
11XA19-037	11XA19-041	APM163						
11XA16-008	11XA19-040	APM1640						
11XA10-029	11XA11-028	APR1220						
11XA14-034	11J002-C91	APR4120						
11XA14-028	11XA14-033	APR413						
11XA14-033	11XA14-035	APR413						
11XA14-035	11XA14-074	APR413						
11XA14-031	11XA14-039	APR4140						
11XA14-037	11XA14-041	APR416						
11XA14-040	11XA16-C74	APR4180						
11XA16-092	11XA18-102	APR5010						
11XA04-048	11XA05-078	APS021						
11XA02-073	11XA04-C66	APSG320						

SECTION II B(2) LOGIC CONTROL UNIT CARD CAGE NO. 1 CIRCUIT LIST

FROM	TO	SIGNAL	RELAY	COLLAR	GROUP	ROUTE	REMARKS	NOTE
11XA05-086	11XA05-090	APSOE2						
11XA04-092	11XA05-087	APSOE3*						
11XA05-087	11XA05-089	APSOE3*						
11XA02-031	11XA04-066	APSI11						
11XA13-093	11XA15-100	APT012						
11XA04-057	11XA15-102	APTC21*						
11XA15-102	11XA16-097	APT021*						
11XA16-097	11XA16-101	APT021*						
11XA13-092	11XA15-022	APT022*						
11XA13-077	11XA15-030	APT031						
11XA15-030	11XA16-100	APT031						
11XA16-100	11XA20-023	APT031						
11XA20-023	11J001-016	APT031						
11XA10-061	11XA15-050	APT211*						
11XA19-025	11XA19-092	APT242						
11XA10-040	11XA10-064	APT321*						
11XA10-064	11XA11-031	APT321*						
11XA11-031	11XA12-091	APT321*						

SECTION II B(2). LOGIC CONTROL UNIT CARD CAGE NO. 1 CIRCUIT LIST

FROM	TO	SIGNAL	COLOR	GROUP	PLATE	REMARKS	NOTE
11XA10-059	11XA10-087	APT322°					
11XA10-087	11XA12-C34	APT322°					
11XA11-034	11XA12-090	APT322°					
11XA11-046	11XA11-073	APT324°					
11XA10-079	11XA11-C37	APT333°					
11XA12-016	11XA12-064	APT335					
11XA12-094	11XA12-069	APT355°					
11XA10-051	11XA10-C57	APT411°					
11XA10-057	11XA11-050	APT411°					
11XA11-050	11XA11-055	APT411°					
11XA11-052	11XA11-C58	APT412°					
11XA11-067	11XA11-C71	APT423°					
11XA11-041	11XA12-101	APT431°					
11XA10-056	11XA11-C64	APT432°					
11XA10-009	11XA11-C70	APT433					
11XA04-039	11XA11-041	APT471°					
11XA11-041	11XA11-C76	APT471°					

SECTION II B(2). LOGIC CONTROL UNIT CARD CAGE NO. 1 CIRCUIT LIST

FROM	TO	SIGNAL	SEN	COL	GRUP	ROUTE	REMARKS	NOTE
11XA11-076	11XA11-096	APT4710						
11XA11-096	11XA14-062	APT4710						
11XA14-062	11XA16-C29	APT4710						
11XA13-097	11XA13-101	APT5110						
11XA13-101	11XA25-006	APT5110						
11XA13-100	11XA15-C37	APT521						
11XA04-006	11XA14-019	APT6110						
11XA14-019	11XA10-010	APT6110						
11XA14-055	11XA14-C59	APT711						
11XA10-022	11XA14-050	APT7210						
11XA14-061	11XA14-071	APT731						
11XA14-056	11XA14-063	APT7320						
11XA14-063	11XA14-064	APT7320						
11XA10-020	11XA14-067	APT7330						
11XA14-067	11J001-100	APT7330						
11XA12-008	11XA12-015	APT7410						
11XA12-015	11XA14-070	APT7410						
11XA14-070	11J002-200	APT7410						

SECTION II B(2). LOGIC CONTROL UNIT CARD CAGE NO. 1 CIRCUIT LIST

FROM	TO	SIGNAL	SEC	V	COLOR	GROUP	ROUTE	REMARKS	NOTE
11XA09-022	11XA09-026	APV031							
11XA09-026	11XA09-029	APV031							
11XA04-082	11XA05-092	APV212							
11XA05-092	11XA05-098	APV212							
11XA05-094	11XA05-097	APV222*							
11XA27-030	11XA27-044	AVT113*							
11XA27-044	11XA27-086	AVT113*							
11XA27-086	11XA27-100	AVT113*							
11XA27-100	11J001-086	AVT113*							
11XA25-063	11XA25-092	88A007*							
11XA21-019	11XA21-080	88C031*							
11XA21-080	11XA22-009	88C031*							
11XA21-023	11XA21-082	88C032*							
11XA21-082	11XA22-001	88C032*							
11XA21-018	11XA21-079	88C041							
11XA21-025	11XA21-084	88C132*							
11XA21-084	11XA22-010	88C132*							
11XA21-055	11XA21-090	88C133*							

SECTION II B(2). LOGIC CONTROL UNIT CARD CAGE NO. 1 CIRCUIT LIST

FROM	TO	SIGNAL	SEC	7	COLOR	GROUP	ROUTE	REMARKS	NOTE
11XA21-044	11XA21-003	00C142							
11XA21-059	11XA21-006	00C2330							
11XA21-006	11XA22-011	00C2330							
11XA21-061	11XA21-000	00C2340							
11XA21-000	11XA22-003	00C2340							
11XA21-046	11XA21-005	00C243							
11XA22-016	11XA23-019	00C5360							
11XA23-019	11XA23-000	00C5360							
11XA22-000	11XA23-023	00C5370							
11XA23-023	11XA23-002	00C5370							
11XA23-014	11XA23-079	00C546							
11XA22-017	11XA23-025	00C6370							
11XA23-025	11XA23-004	00C6370							
11XA22-009	11XA23-055	00C6380							
11XA23-055	11XA23-090	00C6380							
11XA23-016	11XA23-003	00C647							
11XA22-010	11XA23-059	00C7300							
11XA23-059	11XA23-006	00C7300							

SECTION II B(2). LOGIC CONTROL CARD CAGE NO. 1 CIRCUIT LIST

FROM	TO	SIGNAL	SEC	COLOR	GROUP	ROUTE	REMARKS	NOTE
11XA22-090	11XA23-061	00C739*						
11XA23-061	11XA23-080	00C739*						
11XA14-077	11XA10-060	00C74E						
11XA10-060	11XA23-C05	00C740						
11XA25-010	11XA25-019	00D011*						
11XA24-022	11XA25-C14	00D013*						
11XA25-014	11XA25-023	00D013*						
11XA25-025	11XA25-044	00D015*						
11XA25-016	11XA25-055	00D021*						
11XA24-050	11XA25-C10	00D023*						
11XA25-018	11XA25-C59	00D023*						
11XA25-046	11XA25-061	00D025*						
11XA04-096	11XA14-047	00D035*						
11XA14-047	11XA25-C77	00D039*						
11XA25-077	11J002-235	00D039*						
11XA01-019	11XA04-C90	00D111*						
11XA01-025	11XA04-C99	00D112*						

SECTION II B(2). LOGIC CONTROL UNIT CARD CAGE NO. 1 CIRCUIT LIST

FROM	TO	SIGNAL	RELAY	COLOR	GROUP	ROUTE	REMARKS	NOTE
11XA01-023	11XA19-051	0P02320						
11XA01-005	11XA01-090	0P0331						
11XA01-079	11XA01-089	0P0332						
11XA01-003	11XA19-053	0P03420						
11XA01-055	11XA01-042	0P0431						
11XA01-059	11XA01-063	0P0432						
11XA01-041	11XA19-054	0P04410						
11XA24-064	11XA24-090	0P03250						
11XA24-090	11XA25-079	0P03250						
11XA04-019	11XA04-060	0PE021						
11XA04-025	11XA04-074	0PE022						
11XA04-023	11XA05-009	0PE001						
11J001-207	11XA04-008	0PE112						
11XA04-008	11XA04-055	0PE112						
11XA04-055	11XA07-065	0PE112						
11XA07-045	11XA12-030	0PE112						
11XA12-030	11J007-232	0PE112						

SECTION II B(2). LOGIC CONTROL UNIT CARD CAGE NO. 1 CIRCUIT LIST

FROM	TO	SIGNAL	SEN	Y	COLOR	GROUP	ROUTE	REMARKS	NOTE
11XA03-064	11XA04-083	BPF0920							
11XA04-083	11XA15-015	BPF0920							
11XA15-015	11J002-100	BPF0920							
11XA08-039	11XA18-C08	BPM1210							
11XA18-098	11XA18-C79	BPM1210							
11XA18-023	11XA18-101	BPM1220							
11XA10-090	11XA16-C19	BPM1240							
11XA18-010	11XA18-025	BPM1320							
11XA18-025	11XA20-021	BPM1320							
11XA20-021	11XA20-C24	BPM1320							
11XA20-024	11XA20-C27	BPM1320							
11XA20-027	11XA20-C30	BPM1320							
11XA20-C30	11XA20-033	BPM1320							
11XA20-033	11XA20-C36	BPM1320							
11XA20-036	11XA20-C39	BPM1320							
11XA20-039	11XA20-042	BPM1320							
11XA18-C38	11XA18-C55	BPM1420							
11XA02-032	11XA18-C61	BPM1520							
11XA16-C20	11XA18-C83	BPR501							
11XA18-083	11XA18-C86	BPR501							

SECTION II B(2). LOGIC CONTROL UNIT CARD CAGE NO. 1 CIRCUIT LIST

FROM	TO	SIGNAL	PORT	COLOR	GROUP	ROUTE	REMARKS	NOTE
11XA16-046	11XA18-085	BPR511*						
11XA04-010	11XA04-059	BPS041*						
11XA04-085	11XA06-035	BPT261						
11XA24-079	11XA24-087	BPT522						
11XA24-087	11XA25-085	BPT522						
11XA18-059	11XA21-021	BPT542						
11XA21-021	11XA21-029	BPT542						
11XA21-029	11XA21-001	BPT542						
11XA04-044	11XA04-061	BPV121*						
11XA04-046	11XA04-079	BPV211*						
11XA25-031	11XA26-020	CBA005*						
11XA26-020	11XA26-034	CBA005*						
11XA05-093	11J001-044	CA0121*						
11XA13-079	11J001-045	CA0157*						
11XA25-037	11XA26-048	CBA001*						
11XA26-048	11XA26-062	CBA001*						

SECTION II B(2). LOGIC CONTROL UNIT CARD CAGE NO. 1 CIRCUIT LIST

FROM	TO	SIGNAL	SEC	Y	COLOR	GROUP	ROUTE	REMARKS	NOTE
11XA25-C67	11XA26-C99	CBAG050							
11XA25-093	11XA25-C97	CBA0080							
11XA25-091	11XA26-C72	CBAG05							
11XA26-C72	11XA26-C73	CBAG05							
11XA21-031	11XA21-092	CBC3340							
11XA21-092	11XA22-012	CBC3340							
11XA21-037	11XA21-C95	CBC3350							
11XA21-065	11XA22-004	CBC3350							
11XA21-049	11XA21-C91	CBC344							
11XA21-067	11XA21-C90	CBC4350							
11XA21-090	11XA22-015	CBC4350							
11XA21-073	11XA21-101	CBC4360							
11XA21-101	11XA22-C07	CBC4360							
11XA21-050	11XA21-C97	CPC445							
11XA21-052	11XA23-026	CPS117							
11XA23-026	11XA23-091	CPS117							
11XA21-054	11XA23-060	CPS118							
11XA23-060	11XA23-097	CPS118							

SECTION II B(2). LOGIC CONTROL UNIT CARD CAGE NO. 1 CIRCUIT LIST

FROM	TO	SIGNAL	SEC	OF	Y	COLOR	GROUP	ROUTE	REMARKS	NOTE
11XA23-067	11XA23-092	CBS217*								
11XA23-073	11XA23-C96	CBS218*								
11XA23-031	11XA23-C93	CBS317*								
11XA23-037	11XA23-C99	CBS318*								
11XA04-031	11J001-170	CEC219*								
11XA11-092	11XA25-C73	CEC335								
11XA25-073	11XA26-101	CEC335								
11XA25-070	11J001-C79	CKE521*								
11XA10-023	11J002-241	CPB063								
11XA11-010	11XA11-035	CPB091								
11XA11-035	11J002-242	CPB091								
11XA03-007	11XA04-C97	CPB121								
11XA04-097	11J002-C99	CPB121								
11XA01-031	11XA01-092	CPB211*								
11XA01-037	11XA01-C93	CPB212*								

SECTION II B(2). LOGIC CONTROL UNIT NO. 1 CIRCUIT LIST

FROM	TO	SIGNAL	SIZE	COLOR	GROUP	ROUTE	REMARKS	NOTE
11XA01-057	11XA01-095	CPB2130						
11XA01-073	11XA01-096	CPB2140						
11XA01-016	11XA01-091	CPB221						
11XA01-091	11XA01-101	CPB221						
11XA01-097	11XA19-C50	CPB2310						
11XA12-041	11XA13-084	CPC236						
11XA18-052	11XA18-078	CPD3080						
11XA18-078	11XA18-091	CPD3080						
11XA04-029	11XA04-067	CPE0310						
11XA04-030	11XA04-073	CPE0320						
11XA04-073	11XA06-043	CPE0320						
11XA04-037	11XA06-098	CPF550						
11XA06-098	11XA06-099	CPF550						
11XA06-099	11XA06-101	CPF550						
11XA06-101	11XA06-102	CPF550						
11XA04-041	11XA29-091	CPJ1270						
11XA29-091	11J001-164	CPJ1270						

SECTION II B(2). LOGIC CONTROL UNIT CARD CAGE NO. 1 CIRCUIT LIST

FROM	TO	SIGNAL	SEC	Y	COLOR	GROUP	ROUTE	REMARKS	NOTE
11XA18-327	11XA18-031	CPR131							
11XA10-016	11XA10-075	CPR011							
11XA10-083	11XA11-044	CPR012							
11XA18-050	11J002-238	CPR401							
11XA16-044	11XA18-012	CPR421							
11XA19-012	11XA18-073	CPR421							
11XA18-054	11XA18-097	CPR611							
11XA18-097	11J001-220	CPR611							
11XA04-012	11XA04-091	CPS0610							
11XA10-063	11XA12-033	CPT11110							
11XA12-033	11J002-196	CPT11110							
11XA10-033	11XA10-045	CPT11130							
11XA10-045	11J002-196	CPT11130							
11XA10-046	11XA18-067	CPT11140							
11XA10-041	11XA11-016	CPT122							
11XA12-065	11XA12-083	CPT3250							

SECTION II B(2). LOGIC CONTROL UNIT CARD CAGE NO. 1 CIRCUIT LIST

FROM	TO	SIGNAL	POLAR	COLOR	GROUP	ROUTE	REMARKS	NOTE
11XA11-072	11XA12-075	CPT4130						
11XA14-057	11XA15-064	CPT4410						
11XA15-064	11XA18-037	CPT4410						
11XA14-089	11J001-054	CVK0440						
11XA27-079	11J002-043	CBA1010						
11XA27-078	11J002-047	CBA1020						
11XA27-077	11J002-049	CBA1030						
11XA27-076	11J002-046	CBA1040						
11XA27-075	11J002-045	CBA1050						
11XA27-091	11J002-044	CBA1060						
11XA27-080	11J002-048	CBA1070						
11XA27-099	11J002-120	CBA1080						
11XA27-092	11J002-040	CBA1090						
11XA27-091	11J002-042	CBA1100						

SECTION II B(2). LOGIC CONTROL UNIT CARD CAGE NO. 1 CIRCUIT LIST

FROM	TO	SIGNAL	REQ	Y	COLOR	GROUP	ROUTE	REMARKS	NOTE
11XA27-090	11J002-C39	CBA111*							
11XA27-089	11J002-122	CBA112*							
11XA27-095	11J002-121	CBA113*							
11XA27-094	11J002-C41	CBA114*							
11XA27-023	11J002-083	CBD115*							
11XA27-022	11J002-117	CBD116*							
11XA27-021	11J002-119	CBD117*							
11XA27-020	11J002-116	CBD118*							
11XA27-019	11J002-085	CBD119*							
11XA27-025	11J002-C84	CBD120*							
11XA27-024	11J002-110	CBD121*							
11XA27-037	11J002-C76	CBD122*							
11XA27-036	11J002-C80	CBD123*							
11XA27-035	11J002-C82	CBD124*							

SECTION II B(2). LOGIC CONTROL UNIT CARD CAGE NO. 1 CIRCUIT LIST

FROM	TO	SIGNAL	WIRE	COLOR	GROUP	ROUTE	REMARKS	NOTE
11XA27-034	11J002-079	0001250						
11XA27-033	11J002-078	0001240						
11XA27-039	11J002-077	0001270						
11XA27-038	11J002-081	0001280						
11J001-077	11XA26-025	FAA011						
11XA26-025	11J002-170	FAA011						
11XA02-071	11XA20-089	FAA012						
11XA20-089	11XA26-024	FAA012						
11XA26-024	11J002-169	FAA012						
11XA02-068	11XA20-088	FAA013						
11XA20-088	11XA26-023	FAA013						
11XA26-023	11J002-168	FAA013						
11XA02-065	11XA20-087	FAA014						
11XA20-087	11XA26-022	FAA014						
11XA26-022	11XA26-044	FAA014						
11XA26-044	11XA26-045	FAA014						
11XA26-045	11J002-167	FAA014						
11XA02-062	11XA20-084	FAA015						
11XA20-084	11XA26-039	FAA015						

SECTION II B(2). LOGIC CONTROL UNIT CARD CAGE NO. 1 CIRCUIT LIST

FROM	TO	SIGNAL	RES	COLOR	GROUP	ROUTE	REMARKS	NOTE
11XA02-059	11XA20-003	FAA016						
11XA20-003	11XA26-C38	FAA016						
11XA26-038	11J002-165	FAA016						
11XA02-056	11XA20-002	FAA017						
11XA20-002	11XA26-C37	FAA017						
11XA26-C37	11J002-164	FAA017						
11XA02-035	11XA20-001	FAA018						
11XA20-001	11XA26-036	FAA018						
11XA26-036	11J002-163	FAA018						
11XA21-008	11XA21-C30	FBA011						
11XA21-030	11XA26-053	FBA011						
11XA26-053	11XA27-C97	FBA011						
11XA27-097	11J002-162	FBA011						
11XA21-010	11XA21-050	FBA012						
11XA21-050	11XA26-C52	FBA012						
11XA26-052	11XA27-101	FBA012						
11XA27-101	11J002-161	FBA012						
11XA21-012	11XA21-044	FBA013						
11XA21-044	11XA26-C51	FBA013						
11XA26-051	11XA27-102	FBA013						
11XA27-102	11J002-160	FBA013						

SECTION II B(2) LOGIC CONTROL UNIT CARD CAGE NO. 1 CIRCUIT LIST

FROM	TO	SIGNAL	FRONT	COLOR	GROUP	ROUTE	REMARKS	NOTE
11XA21-014	11XA21-041	FBA014						
11XA21-041	11XA25-C98	FBA014						
11XA25-098	11XA26-050	FBA014						
11XA26-050	11XA27-096	FBA014						
11XA27-096	11J002-129	FBA014						
11XA21-016	11XA21-077	FBA015						
11XA21-077	11XA26-067	FBA015						
11XA26-067	11XA27-083	FBA015						
11XA27-083	11J002-128	FBA015						
11XA23-009	11XA23-C30	FBA016						
11XA23-030	11XA26-066	FBA016						
11XA26-066	11XA27-087	FBA016						
11XA27-087	11J002-127	FBA016						
11XA23-010	11XA23-058	FBA017						
11XA23-058	11XA26-065	FBA017						
11XA26-065	11XA27-088	FBA017						
11XA27-088	11J002-126	FBA017						
11XA23-012	11XA23-064	FBA018						
11XA23-064	11XA26-064	FBA018						
11XA26-064	11XA26-087	FBA018						
11XA26-087	11XA27-082	FBA018						
11XA27-082	11J002-125	FBA018						

SECTION II B(2). LOGIC CONTROL UNIT CARD CAGE NO. 1 CIRCUIT LIST

FROM	TO	SIGNAL	COLAR	GROUP	ROUTE	REMARKS	NOTE
11XA12-051	11XA15-C14	GAD103°					
11XA15-014	11J001-C78	GAD103°					
11XA22-049	11XA23-020	GDS116					
11XA23-020	11XA23-054	GDS116					
11XA22-043	11XA22-C50	GDS216°					
11XA18-081	11XA28-009	GKA500°					
11XA28-009	11XA28-C15	GKA500°					
11XA28-015	11XA28-C33	GKA500°					
11XA28-033	11XA28-C39	GKA500°					
11XA28-039	11XA28-C57	GKA500°					
11XA28-057	11XA28-C63	GKA500°					
11XA28-063	11XA28-C81	GKA500°					
11XA28-081	11XA28-087	GKA500°					
11XA28-087	11J002-244	GKA500°					
11XA20-049	11XA20-C57	GPA211°					
11XA20-043	11XA20-C66	GPA212°					
11XA20-063	11XA20-C97	GPA213°					
11XA20-066	11XA20-C91	GPA214°					
11J001-136	11XA06-C43	GPC091°					
11XA06-043	11J002-C35	GPC091°					

SECTION II B(2). LOGIC CONTROL UNIT CARD CAGE NO. 1 CIRCUIT LIST

FROM	TO	SIGNAL	SEC	Y	COLOR	GROUP	ROUTE	REMARKS	NOTE
11XA06-037	11XA19-049	GPC241							
11XA12-029	11XA14-091	GPC0110							
11XA14-049	11J001-140	GPC0130							
11XA12-047	11XA14-098	GPC235							
11XA14-098	11XA14-099	GPC235							
11XA14-099	11XA14-101	GPC235							
11XA14-101	11XA14-102	GPC235							
11XA13-011	11XA13-018	GPC2430							
11XA13-018	11XA13-025	GPC2430							
11XA13-025	11XA13-032	GPC2430							
11XA13-032	11XA13-039	GPC2430							
11XA13-039	11XA13-046	GPC2430							
11XA13-046	11XA13-053	GPC2430							
11XA13-053	11XA13-060	GPC2430							
11XA13-060	11XA13-067	GPC2430							
11XA13-067	11XA13-074	GPC2430							
11XA13-074	11XA14-097	GPC2430							
11XA04-038	11XA06-091	CPF3130							
11XA06-033	11XA06-072	CPF3320							
11XA06-072	11XA06-077	CPF3320							
11XA06-077	11XA06-097	CPF3320							
11XA06-097	11XA07-011	CPF3320							

SECTION II B(2). LOGIC CONTROL UNIT CARD CAGE NO. 1 CIRCUIT LIST

FROM	TO	SIGNAL	SEC	COLAR	GROUP	ROUTE	REMARKS	NOTE
11XA07-011	11XA07-018	GPF3320						
11XA07-018	11XA07-035	GPF3320						
11XA07-035	11XA08-011	GPF3320						
11XA08-011	11XA08-018	GPF3320						
11XA08-018	11XA08-025	GPF3320						
11XA09-059	11XA09-091	GPF413						
11XA09-063	11XA09-065	GPF430						
11XA09-065	11XA09-097	GPF434						
11XA04-026	11XA07-064	GPF4610						
11XA07-064	11XA09-049	GPF4610						
11XA17-045	11XA17-049	GPM045						
11XA17-049	11XA17-099	GPM045						
11XA17-009	11XA17-091	GPM0510						
11XA17-043	11XA17-093	GPM055						
11XA17-093	11XA17-098	GPM055						
11XA17-010	11XA17-097	GPM0650						
11XA11-008	11XA14-043	GPL041						
11XA06-049	11J001-041	GPL062						

SECTION II B(2). LOGIC CONTROL UNIT CARD CAGE NO. 1 CIRCUIT LIST

FROM	TO	SIGNAL	SEN	COLAR	GROUP	ROUTE	REMARKS	NOTE
11XA16-071	11XA19-097	GPR151*						
11JC01-010	11XA10-089	GPR041						
11XA10-089	11J001-218	GPR041						
11XA10-030	11XA10-047	GPR111						
11XA10-055	11XA11-030	GPR112						
11JC01-028	11XA10-097	GPR141*						
11XA10-097	11J001-217	GPR141*						
11XA12-023	11XA12-089	GPR211						
11XA11-054	11XA12-097	GPR212						
11JC01-029	11XA12-055	GPR241*						
11XA12-055	11J001-216	GPR241*						
11XA18-099	11XA19-043	GPR601*						
11XA19-091	11J001-032	GPT252*						
11XA09-024	11XA09-043	CPV071*						
11XA11-001	11J002-055	CR0111					CR0	

SECTION II B(2). LOGIC CONTROL UNIT CARD CAGE NO. 1 CIRCUIT LIST

FROM	TO	SIGNAL	SEN	CLR	GROUP	ROUTE	REMARKS	NOTE
11XA16-001	11J002-C13	GRD116					GRD	
11XA19-001	11J002-102	GRD119	A				GRD	
11XA19-002	11J002-016	GRD119	B				GRD	
11XA22-001	11J002-CC6	GRD122					GRD	
11XA25-001	11J002-010	GRD125					GRD	
11XA29-001	11J001-030	GRD129					GRD	
11XA26-001	11XA29-023	GRD320	A	T2222	TG002		GRD	
11XA29-023	11J001-115	GRD320	B	T20AT	TG001			
11XA06-051	11J001-085	CVT0110						
11XA02-099	11J001-019	IAA122						
11XA02-097	11J001-012	IAA123						
11XA02-095	11J001-CC9	IAA124						
11XA02-093	11J001-CC6	IAA125						
11XA02-091	11J001-006	IAA126						
11XA02-053	11J001-CC3	IAA127						

SECTION II B(2) LOGIC CONTROL UNIT CARD CAGE NO. 1 CIRCUIT LIST

FROM	TO	SIGNAL	SEC	Y	COLOR	GROUP	ROUTE	REMARKS	NOTE
11XA02-049	11J001-C02	1AA179							
11XA04-053	11XA13-C08	1AA377							
11XA13-088	11XA16-C23	1AA377							
11XA16-023	11XA19-009	1AA377							
11XA19-009	11XA24-C65	1AA377							
11XA24-065	11XA24-C94	1AA377							
11XA02-036	11XA02-057	1AA511							
11XA02-057	11XA02-060	1AA511							
11XA02-060	11XA02-063	1AA511							
11XA02-063	11XA02-066	1AA511							
11XA02-066	11XA02-069	1AA511							
11XA02-069	11XA02-072	1AA511							
11XA02-072	11XA02-101	1AA511							
11XA02-101	11J001-076	1AA511							
11XA15-090	11XA18-043	1A0307							
11XA16-030	11XA18-047	1A0312							
11XA21-007	11XA21-022	1PC0210							
11XA21-017	11XA21-027	1BC0510							
11XA21-027	11XA21-057	1BC0510							
11XA21-057	11XA21-089	1BC0510							

SECTION II B(2). LOGIC CONTROL UNIT CARD CAGE NO. 1 CIRCUIT LIST

FROM	TO	SIGNAL	SEC	COLOR	GROUP	ROUTE	REMARKS	NOTE
11XA21-009	11XA21-028	IBC122°						
11XA21-043	11XA21-063	IBC152°						
11XA21-063	11XA21-065	IBC152°						
11XA21-065	11XA21-087	IBC152°						
11XA21-011	11XA21-066	IBC223°						
11XA21-033	11XA21-039	IBC253°						
11XA21-039	11XA21-045	IBC253°						
11XA21-045	11XA21-093	IBC253°						
11XA21-013	11XA21-035	IBC324°						
11XA21-047	11XA21-069	IBC354°						
11XA21-069	11XA21-075	IBC354°						
11XA21-075	11XA21-099	IBC354°						
11XA21-015	11XA21-071	IBC425°						
11XA21-049	11XA23-021	IBC455°						
11XA23-021	11XA23-029	IBC455°						
11XA23-029	11XA23-081	IBC455°						
11XA23-007	11XA23-022	IBC526°						
11XA23-013	11XA23-027	IBC556°						
11XA23-027	11XA23-057	IBC556°						

SECTION II LOGIC CONTROL UNIT CARD CASE NO. 1 CIRCUIT LIST

FROM	TO	SIGNAL	BEARING	RECEIVER	GROUP	ROUTING	REMARKS	NOTE
11XA23-057	11XA23-089	IBC556*						
11XA23-009	11XA23-028	IPC627*						
11XA23-015	11XA23-C63	IPC657*						
11XA23-063	11XA23-C65	IPC657*						
11XA23-065	11XA23-087	IPC657*						
11XA23-011	11XA23-C66	IPC726*						
11XA24-016	11XA25-C09	IP0012						
11XA24-023	11XA25-013	IP0014						
11XA25-013	11XA25-C26	IP0014						
11XA24-030	11XA25-C43	IP0016						
11XA24-101	11XA25-011	IP0018						
11XA24-044	11XA25-C15	IP0022						
11XA24-051	11XA25-017	IP0024						
11XA25-017	11XA25-062	IP0024						
11XA24-058	11XA25-C45	IP0026						
11XA24-010	11XA24-024	IP0101						
11XA24-024	11XA25-007	IP0101						

SECTION II B(2). LOGIC CONTROL UNIT CARD CAGE NO. 1 CIRCUIT LIST

FROM	TO	SIGNAL	SEC	COLOR	GROUP	ROUTE	REMARKS	NOTE
11XA25-047	11J001-095	1P0201*						
11XA01-007	11J001-091	1P0205*						
11XA01-053	11J001-090	1P0206*						
11XA01-051	11J001-172	1P0207*						
11XA01-049	11J001-171	1P0208*						
11XA21-024	11XA23-043	1P5011*						
11XA21-056	11XA23-045	1P5012*						
11XA21-062	11XA23-047	1P5013*						
11XA21-030	11XA23-049	1P5014*						
11XA21-074	11XA23-051	1P5015*						
11XA23-074	11XA23-053	1P5016*						
11XA21-051	11XA23-056	1P5017*						
11XA21-053	11XA23-062	1P5018*						
11XA14-045	11XA29-089	1EC333*						
11XA29-089	11J001-163	1EC333*						

SECTION II B(2) LOGIC CONTROL UNIT CAR CAGE NO. 1 CIRCUIT LIST

FROM	TO	SIGNAL	SEC	Y	COLOR	GROUP	ROUTE	REMARKS	NOTE
11XA25-075	11XA29-088	IEC3540							
11XA29-088	11J001-162	IEC3540							
11XA06-050	11XA11-091	IEC3650							
11XA10-017	11XA10-C31	IKS1100							
11XA10-031	11XA11-099	IKS1100							
11XA11-099	11XA12-017	IKS1100							
11XA12-017	11XA12-C31	IKS1100							
11XA16-013	11J002-195	IP8013							
11XA02-080	11J002-237	IP80810							
11XA02-007	11XA05-C22	IPA0210							
11XA05-022	11XA06-081	IPA0210							
11XA06-081	11XA17-023	IPA0210							
11XA02-009	11XA05-C29	IPA0220							
11XA05-029	11XA06-C82	IPA0220							
11XA06-082	11XA17-C21	IPA0220							
11XA02-011	11XA05-C36	IPA0230							
11XA05-036	11XA06-C83	IPA0230							
11XA06-083	11XA17-C29	IPA0230							
11XA02-013	11XA05-043	IPA0240							
11XA05-043	11XA06-084	IPA0240							

SECTION II B(2) LOGIC CONTROL UNIT CARD CAGE NO. 1 CIRCUIT LIST

FROM	TO	SIGNAL	SEC	Y	COLOR	GROUP	ROUTE	REMARKS	NOTE
11XA06-024	11XA17-027	IPA0240							
11XA02-015	11XA05-05C	IPA0250							
11XA05-050	11XA06-020	IPA0250							
11XA06-020	11XA06-038	IPA0250							
11XA06-038	11XA06-087	IPA0250							
11XA06-087	11XA17-035	IPA0250							
11XA02-017	11XA05-057	IPA0260							
11XA05-057	11XA06-021	IPA0260							
11XA06-021	11XA06-024	IPA0260							
11XA06-024	11XA06-088	IPA0260							
11XA06-088	11XA17-033	IPA0260							
11XA02-043	11XA06-090	IPA0270							
11XA02-045	11XA06-089	IPA0280							
11XA06-089	11XA07-050	IPA0280							
11XA02-047	11XA02-074	IPA1210							
11XA04-015	11J001-137	IPA154							
11XA01-013	11XA04-080	IPB011							
11XA04-080	11XA04-090	IPB011							
11XA04-090	11XA05-102	IPB011							
11XA05-102	11XA09-039	IPB011							
11XA09-039	11XA13-099	IPB011							

SECTION II B(2). LOGIC CONTROL UNIT CARD CAGE NO. 1 CIRCUIT LIST

FROM	TO	SIGNAL	PC	Y	COLOR	GROUP	ROUTE	REMARKS	NOTE
11XA01-011	11XA03-046	IPB021°							
11XA03-046	11XA03-C53	IPB021°							
11XA03-053	11XA03-060	IPB021°							
11XA01-009	11XA02-021	IPB001							
11XA02-021	11XA02-C24	IPB001							
11XA02-024	11XA02-C27	IPB001							
11XA02-027	11XA02-030	IPB001							
11XA02-030	11XA04-035	IPB001							
11XA04-035	11XA09-047	IPB001							
11XA09-047	11XA09-051	IPB001							
11XA01-015	11XA01-024	IPB222°							
11XA01-043	11XA01-C01	IPB321°							
11XA01-017	11XA01-C00	IPB322°							
11XA01-045	11XA01-056	IPB421°							
11XA01-047	11XA01-057	IPB422°							
11XA14-096	11XA18-C45	IPC022							
11XA03-102	11XA04-017	IPC301°							
11XA04-017	11XA04-C71	IPC301°							
11XA04-071	11XA06-047	IPC301°							

SECTION II B(2) LOGIC CONTROL UNIT CARD CAGE NO. 1 CIRCUIT LIST

FROM	TO	SIGNAL	DEF	COLOR	GROUP	ROUTE	REMARKS	NOTE
11XA10-037	11XA10-C51	IPD399						
11XA10-051	11XA10-C71	IPD309						
11XA11-011	11J001-C97	IPD3480						
11XA03-088	11XA04-C07	IPE1220						
11XA04-007	11XA05-008	IPE1220						
11XA05-008	11XA05-064	IPE1224						
11XA05-064	11XA06-062	IPE1220						
11XA06-062	11XA08-C36	IPE1220						
11XA08-036	11XA10-C08	IPE1220						
11XA10-C08	11XA12-074	IPE1220						
11XA12-074	11XA15-C18	IPE1220						
11XA04-051	11XA07-C25	IPF1160						
11XA07-025	11XA07-032	IPF1160						
11XA08-C98	11XA09-C92	IPF4210						
11XA09-092	11XA11-C97	IPF4210						
11XA11-101	11J001-169	IPF541						
11XA02-051	11XA05-101	IPF560						
11XA18-077	11XA29-C87	IPJ1420						
11XA29-087	11J001-166	IPJ1420						

SECTION II B(2) LOGIC CONTROL UNIT CARD CAGE NO. 1 CIRCUIT LIST

FROM	TO	SIGNAL	REF. C. / V.	COLOR	GROUP	ROUTE	REMARKS	NOTE
11XA04-078	11XA06-065	IPJ1610						
11XA06-065	11XA12-063	IPJ1610						
11XA12-063	11XA14-C29	IPJ1610						
11XA14-029	11XA15-C04	IPJ1610						
11XA15-004	11XA19-C10	IPJ1610						
11XA19-010	11XA29-C9C	IPJ1610						
11XA29-090	11J001-165	IPJ1610						
11XA11-007	11XA14-001	IPL0510						
11XA11-009	11XA12-062	IPW011						
11XA12-062	11XA19-011	IPW011						
11XA19-011	11XA24-067	IPW011						
11XA10-035	11XA11-013	IPW013						
11XA11-013	11XA11-C21	IPW013						
11XA11-021	11XA19-C57	IPW013						
11XA19-057	11XA19-102	IPW013						
11XA13-076	11XA14-C23	IPW033						
11XA14-023	11XA14-C27	IPW033						
11XA14-027	11XA25-C53	IPW033						
11XA10-007	11XA10-C21	IPW122						
11XA10-021	11XA10-C26	IPW122						
11XA10-026	11XA10-C29	IPW122						
11XA10-029	11XA10-C56	IPW122						
11XA10-056	11XA10-C62	IPW122						

SECTION II B(2). LOGIC CONTROL CARD CAGE NO. 1 CIRCUIT LIST

FROM	TO	SIGNAL	AS	Y	COLOR	GROUP	ROUTE	REMARKS	NOTE
11XA18-009	11XA19-C75	IPW133							
11XA19-075	11XA19-082	IPW133							
11XA19-082	11XA20-010	IPW133							
11XA20-010	11XA20-C45	IPW133							
11XA20-045	11XA20-C51	IPW133							
11XA20-093	11XA20-093	IPW133							
11XA20-093	11XA20-C99	IPW133							
11XA20-099	11XA24-C77	IPW133							
11XA12-094	11XA19-C11	IPW1430							
11XA18-015	11XA18-C64	IPW151							
11XA16-015	11XA11-C43	IPR0220							
11XA11-053	11XA12-022	IPR2220							
11XA18-049	11XA16-C75	IPR4110							
11XA25-049	11J001-161	IPR4410							
11XA12-098	11XA16-C43	IPR6210							
11XA16-043	11XA18-C53	IPR6210							
11XA04-047	11XA04-065	IP50310							
11XA04-009	11XA04-C14	IP5051							
11XA04-014	11XA04-C50	IP5051							

SECTION II B(2). LOGIC CONTROL UNIT CARD CAGE NO. 1 CIRCUIT LIST

FROM	TO	SIGNAL	DEF	COLAR	GROUP	ROUTE	RE/MARKS	NOTE
11XA04-050	11XA04-C69	1PS051						
11XA04-069	11XA06-032	1PS051						
11XA06-032	11XA06-C71	1PS051						
11XA06-071	11XA07-C24	1PS051						
11XA07-024	11XA15-C76	1PS051						
11XA15-076	11XA10-024	1PS051						
11XA04-011	11XA05-C16	1PS071						
11XA11-015	11JC02-197	1PT1320						
11XA11-017	11XA11-032	1PT3110						
11XA11-047	11XA12-C09	1PT336						
11XA11-030	11XA11-093	1PT365						
11XA11-093	11XA12-C76	1PT365						
11XA11-039	11XA11-C49	1PT421						
11XA11-049	11XA11-C62	1PT421						
11XA11-051	11XA11-065	1PT422						
11XA11-065	11XA11-C60	1PT422						
11XA11-095	11XA14-C32	1PT401						
11XA14-032	11XA15-C09	1PT401						
11XA15-009	11XA15-C85	1PT401						
11XA15-085	11JC02-202	1PT401						

SECTION II B(2). LOGIC CONTROL UNIT CARD CAGE NO. 1 CIRCUIT LIST

FROM	TO	SIGNAL	SEC	Q	Y	COL	GR	ROUTE	REMARKS	NOTE
11XA11-057	11XA11-060	1PT621								
11XA11-060	11XA12-079	1PT621								
11XA12-079	11XA10-C17	1PT621								
11XA04-043	11XA05-C65	1PV131								
11XA04-045	11XA05-C72	1PV221								
11XA22-092	11XA22-C96	1XX11C								
11XA22-090	11XA23-C17	1XX11C								
11XA23-017	11J001-225	1XX110								
11XA16-090	11XA24-C55	K80001								
11XA24-055	11XA25-048	K80001								
11XA25-048	11XA27-041	K80001								
11XA27-041	11J002-192	K80001								
11XA24-054	11XA25-056	K80001*								
11XA11-069	11XA24-048	K80002								
11XA24-048	11XA25-063	K80002								
11XA25-063	11XA27-C45	K80002								
11XA27-045	11J002-191	K80002								
11XA16-067	11XA24-C47	K80002*								
11XA11-086	11XA24-041	K80003								
11XA24-041	11XA25-065	K80003								

SECTION II B(2). LOGIC CONTROL UNIT CARD CAGE NO. 1 CIRCUIT LIST

FROM	TO	SIGNAL	SEN	Y	COLOR	GROUP	ROUTE	REMARKS	NOTE
11XA25-065	11XA27-046	K80003							
11XA27-046	11J002-159	K80003							
11XA16-088	11XA24-C40	K80003*							
11XA11-083	11XA24-C34	K80004							
11XA24-034	11XA25-057	K80004							
11XA25-057	11XA25-C60	K80004							
11XA25-060	11XA27-C40	K80004							
11XA27-040	11J002-158	K80004							
11XA24-033	11XA24-C36	K80004*							
11XA24-036	11XA24-C43	K80004*							
11XA24-C43	11XA24-057	K80004*							
11XA01-008	11XA03-C99	K80005							
11XA03-099	11XA10-C70	K80005							
11XA10-070	11XA24-C27	K80005							
11XA24-027	11XA27-C27	K80005							
11XA27-027	11J002-157	K80005							
11XA24-026	11XA25-C20	K80005*							
11XA01-054	11XA24-C20	K80006							
11XA24-020	11XA25-C27	K80006							
11XA25-027	11XA27-C31	K80006							
11XA27-031	11J002-156	K80006							

SECTION II B(2). LOGIC CONTROL UNIT CARD CAGE NO. 1 CIRCUIT LIST

FROM	TO	SIGNAL	REF.	COLOR	GROUP	ROUTE	REMARKS	NOTE
11XA10-065	11XA24-C19	K80006*						
11XA01-052	11XA24-013	K80007						
11XA24-013	11XA25-C29	K80007						
11XA25-029	11XA27-C32	K80007						
11XA27-C32	11J002-172	K80007						
11XA10-066	11XA24-C12	K80007*						
11XA01-050	11XA03-C98	K80008						
11XA03-098	11XA24-004	K80008						
11XA24-004	11XA25-021	K80008						
11XA25-021	11XA25-024	K80008						
11XA25-024	11XA27-C26	K80008						
11XA27-026	11J002-171	K80008						
11XA24-003	11XA24-C08	K80008*						
11XA24-008	11XA24-C15	K80008*						
11XA24-015	11XA24-C29	K80008*						
11XA19-047	11J002-234	KPA071						
11XA10-059	11XA10-C05	KPA111*						
11XA10-085	11XA18-C09	KPA111*						
11XA18-C09	11J002-240	KPA111*						
11XA19-044	11J002-124	KPA114						

SECTION II B(2). LOGIC CONTROL UNIT CARD CAGE NO. 1 CIRCUIT LIST

FROM	TO	SIGNAL	SEN	Y	COLOR	GROUP	ROUTE	REMARKS	NOTE
11XA10-094	11XA18-C87	KPA1120							
11XA18-087	11J002-C90	KPA1120							
11XA03-004	11XA03-015	KPA051							
11XA03-015	11XA03-C16	KPA051							
11XA03-013	11XA03-022	KPA052							
11XA03-022	11XA03-023	KPA052							
11XA03-020	11XA03-C29	KPA053							
11XA03-029	11XA03-C30	KPA053							
11XA01-030	11XA03-C08	KPA054							
11XA03-006	11XA03-C09	KPA054							
11XA03-009	11XA03-C27	KPA054							
11XA03-027	11XA25-C68	KPA054							
11XA25-068	11XA25-064	KPA054							
11XA25-084	11XA26-C76	KPA054							
11XA26-076	11J001-C75	KPA054							
11XA01-090	11XA03-026	KPA0540							
11XA03-026	11XA04-016	KPA0540							
11XA03-034	11XA03-C38	KPB01C							
11XA03-038	11XA03-C32	KPB01C							
11XA01-012	11XA03-033	KPB0100							
11XA03-033	11J002-C36	KPB0100							

SECTION II B(2). LOGIC CONTROL CARD CAGE NO. 1 CIRCUIT LIST

FROM	TO	SIGNAL	SEC	COLOR	GROUP	ROUTE	REMARKS	NOTE
11XA01-026	11XA01-039	KPB02C						
11XA01-039	11XA03-041	XPB02C						
11XA03-041	11XA03-050	KPB02C						
11XA03-050	11XA03-051	KPB020						
11XA03-051	11XA03-080	KPB02C						
11XA01-020	11XA01-069	KPB02C*						
11XA01-069	11XA03-040	KPB020*						
11XA01-021	11XA01-033	KPB03C						
11XA01-033	11XA01-071	KPB03C						
11XA01-071	11XA03-042	KPB03C						
11XA03-042	11XA03-057	KPB030						
11XA03-057	11XA03-058	KPB03C						
11XA03-058	11XA03-095	KPB03C						
11XA01-027	11XA01-075	KPB030*						
11XA01-075	11XA03-047	KPB03C*						
11XA03-047	11XA03-077	KPB03C*						
11XA03-077	11XA03-079	KPB03C*						
11XA03-079	11XA03-084	KPB030*						
11XA01-028	11XA01-041	KPB04C						
11XA01-041	11XA01-077	KPB04C						
11XA01-077	11XA03-055	KPB040						
11XA03-055	11XA03-085	KPB040						

SECTION II B(2). LOGIC CONTROL UNIT CARD CAGE NO. 1 CIRCUIT LIST

FROM	TO	SIGNAL	SEC	COLOR	GROUP	ROUTE	REMARKS	NOTE
11XA01-022	11XA01-035	KPB0400						
11XA01-035	11XA03-C43	KPB0400						
11XA03-043	11XA03-C44	KPB0400						
11XA03-044	11XA03-054	KPB0400						
11XA03-054	11XA03-076	KPB0400						
11XA08-033	11J002-138	KPB2510						
11XA13-004	11XA13-016	KPC121						
11XA13-016	11XA14-012	KPC121						
11XA14-012	11XA14-053	KPC121						
11XA14-053	11J007-23C	KPC121						
11XA13-003	11XA13-008	KPC1210						
11XA13-008	11XA13-C15	KPC1210						
11XA13-013	11XA14-C15	KPC131						
11XA14-015	11XA14-051	KPC131						
11XA14-051	11J002-229	KPC131						
11XA13-012	11XA13-031	KPC1310						
11XA13-020	11XA13-030	KPC141						
11XA13-030	11XA14-016	KPC141						
11XA14-016	11J007-228	KPC141						
11XA13-019	11XA13-C22	KPC1410						
11XA13-022	11XA13-C29	KPC1410						

SECTION II B(2). LOGIC CONTROL UNIT CARD CAGE NO. 1 CIRCUIT LIST

FROM	TO	SIGNAL	SEC	COLOR	GROUP	ROUTE	REMARKS	NOTE
11XA13-027	11XA14-017	KPC151						
11XA14-017	11XA14-050	KPC151						
11XA14-050	11J002-227	KPC151						
11XA13-026	11XA13-045	KPC151*						
11XA13-034	11XA13-044	KPC161						
11XA13-044	11XA14-009	KPC161						
11XA14-009	11J002-226	KPC161						
11XA13-033	11XA13-036	KPC161*						
11XA13-036	11XA13-043	KPC161*						
11XA13-041	11XA14-010	KPC171						
11XA14-010	11J002-19C	KPC171						
11XA13-040	11XA13-059	KPC171*						
11XA13-048	11XA13-058	KPC181						
11XA13-058	11XA14-011	KPC181						
11XA14-011	11J002-206	KPC181						
11XA13-047	11XA13-050	KPC181*						
11XA13-050	11XA13-057	KPC181*						
11XA13-055	11XA14-018	KPC191						
11XA14-018	11J002-205	KPC191						

SECTION II B(2) LOGIC CONTROL UNIT CARD CAGE NO. 1 CIRCUIT LIST

FROM	TO	SIGNAL	SEC	COLOR	GROUP	ROUTE	REMARKS	NOTE
11XA13-054	11XA13-073	KPC1910						
11XA13-062	11XA13-072	KPC192						
11XA13-072	11XA14-093	KPC192						
11XA14-093	11J002-204	KPC192						
11XA13-061	11XA13-064	KPC1920						
11XA13-064	11XA13-071	KPC1920						
11XA13-069	11XA14-075	KPC193						
11XA14-095	11J002-203	KPC193						
11XA12-048	11XA15-003	KPC2310						
11XA15-003	11XA15-008	KPC2310						
11XA12-042	11XA16-019	KPC2320						
11XA16-019	11XA16-022	KPC2320						
11XA15-013	11XA15-016	KPC233						
11XA15-016	11XA15-077	KPC233						
11XA15-012	11XA15-067	KPC2330						
11XA12-027	11XA12-052	KPC3450						
11XA12-052	11J002-132	KPC3450						
11XA08-047	11XA08-051	KPC132						
11XA08-051	11XA08-058	KPC132						

SECTION II B(2). LOGIC CONTROL UNIT CARD CAGE NO. 1 CIRCUIT LIST

FROM	TO	SIGNAL	SECT	COLOR	GROUP	ROUTE	REMARKS	NOTE
11XA00-050	11XA14-C66	KPD132						
11XA14-066	11XA14-C69	KPD132						
11XA14-069	11XA16-090	KPD132						
11XA00-048	11XA14-080	KPD132*						
11XA00-054	11XA16-084	KPD133*						
11XA11-020	11XA16-027	KPD211						
11XA16-027	11XA20-C21	KPD211						
11XA16-026	11XA10-C96	KPD211*						
11XA10-C96	11XA19-C26	KPD211*						
11XA19-026	11J002-199	KPD211*						
11XA16-047	11XA16-C51	KPD305						
11XA16-051	11XA16-058	KPD305						
11XA16-058	11XA10-093	KPD305						
11XA10-093	11XA25-08C	KPD305						
11J001-017	11XA04-056	KPD305*						
11XA04-056	11XA15-101	KPD305*						
11XA15-101	11XA16-C40	KPD305*						
11XA16-040	11J002-233	KPD305*						
11XA16-054	11XA19-071	KPD306*						

SECTION II B(2). LOGIC CONTROL UNIT CARD CAGE NO. 1 CIRCUIT LIST

FROM	TO	SIGNAL	UNIT	COLOR	GROUP	ROUTE	REMARKS	NOTE
11XA24-062	11XA25-001	KPF0315						
11XA05-003	11J002-137	KPF0510						
11XA04-004	11XA07-004	KPF031						
11XA07-004	11XA07-077	KPF031						
11XA07-077	11XA07-004	KPF031						
11XA07-004	11XA09-062	KPF031						
11XA07-003	11XA00-09C	KPF0310						
11XA04-009	11XA06-030	KPF061						
11XA06-030	11XA07-013	KPF061						
11XA07-013	11XA07-005	KPF041						
11XA07-012	11XA00-091	KPF0610						
11XA04-032	11XA07-033	KPF091						
11XA07-033	11XA09-057	KPF091						
11XA03-061	11XA03-065	KPF093						
11XA03-065	11XA03-101	KPF093						
11XA03-101	11XA15-000	KPF093						
11XA15-000	11XA20-09C	KPF093						
11XA03-062	11J001-213	KPF0930						

SECTION II B(2). LOGIC CONTROL UNIT CARD CAGE NO. 1 CIRCUIT LIST

FROM	TO	SIGNAL	DEF	Y	COLOR	GROUP	ROUTE	REMARKS	NOTE
11XA07-020	11XA08-C77	KPF131							
11XA08-077	11XA08-C84	KPF131							
11XA08-084	11XA09-C60	KPF131							
11XA07-019	11XA09-C68	KPF131*							
11XA06-092	11XA07-027	KPF161							
11XA07-027	11XA07-C99	KPF161							
11XA07-099	11XA08-C85	KPF161							
11XA08-085	11XA09-C44	KPF161							
11XA07-026	11XA09-C69	KPF161*							
11XA07-041	11XA09-C66	KPF151							
11XA04-033	11XA08-C04	KPF231							
11XA08-004	11XA08-C15	KPF231							
11XA08-015	11XA08-C16	KPF231							
11XA08-003	11XA09-C93	KPF231*							
11XA09-093	11XA09-C99	KPF231*							
11XA08-013	11XA08-101	KPF241							
11XA08-012	11XA11-102	KPF241*							
11XA04-001	11XA08-C2C	KPF331							
11XA08-020	11XA09-C30	KPF331							

SECTION II B(2) LOGIC CONTROL UNIT CARD CAGE NO. 1 CIRCUIT LIST

FROM	TO	SIGNAL	DEFINITION	COLOR	GROUP	ROUTE	REMARKS	NOTE
11XA06-019	11XA09-095	KPF3310						
11XA09-095	11XA09-C98	KPF3310						
11XA07-C61	11J002-C95	KPF471						
11XA14-026	11XA16-C68	KPL132						
11XA14-C24	11XA14-C69	KPL1320						
11XA16-033	11XA16-009	KPM166						
11XA14-009	11XA16-C16	KPM166						
11XA16-016	11XA18-C58	KPM166						
11XA18-058	11XA18-C63	KPM166						
11XA16-004	11J001-214	KPM1660						
11XA16-012	11XA19-C42	KPM1760						
11XA10-013	11XA11-C74	KPRO31						
11XA13-022	11XA10-C91	KPRO310						
11XA10-C91	11XA10-C93	KPRO310						
11XA06-093	11XA09-045	KPR131						
11XA09-045	11XA10-C27	KPR131						
11XA10-027	11XA10-C98	KPR131						
11XA10-098	11XA10-099	KPR131						
11XA10-099	11XA10-101	KPR131						

SECTION B(2). LOGIC CONTROL UNIT CARD CAGE NO. 1 CIRCUIT LIST

FROM	TO	SIGNAL	DEF	Y	CLR	GROUP	ROUTE	REMARKS	NOTE
11XA10-101	11XA10-102	KPR131							
11XA10-102	11XA13-005	KPR131							
11XA13-005	11XA25-C71	KPR131							
11XA25-071	11XA25-099	KPR131							
11XA10-026	11XA12-005	KPR131*							
11XA12-005	11XA25-C89	KPR131*							
11XA25-089	11XA26-008	KPR131*							
11XA12-020	11XA12-056	KPR231							
11XA12-056	11XA12-057	KPR231							
11XA12-057	11XA12-059	KPR231							
11XA12-059	11XA12-060	KPR231							
11XA12-060	11XA12-087	KPR231							
11XA12-019	11XA15-C29	KPR231*							
11XA15-029	11XA15-C71	KPR231*							
11XA15-071	11XA18-030	KPR231*							
11XA18-030	11XA18-C95	KPR231*							
11XA18-095	11XA19-027	KPR231*							
11XA19-027	11J002-201	KPR231*							
11XA16-041	11XA25-050	KPR431							
11XA25-050	11J001-221	KPR431							
11XA10-049	11XA1C-077	KPR431*							
11XA10-077	11XA12-093	KPR431*							
11XA12-093	11XA16-04C	KPR431*							

SECTION II B(2). LOGIC CONTROL UNIT CARD CAGE NO. 1 CIRCUIT LIST

FROM	TO	SIGNAL	SEC	7	COLOR	GROUP	ROUTE	REMARKS	NOTE
11XA02-033	11XA05-C12	KPS0010							
11XA05-012	11XA05-C15	KPS0210							
11XA05-015	11XA05-C18	KPS0810							
11XA15-020	11XA16-099	KPT011							
11XA10-034	11XA12-C34	KPT041							
11XA12-034	11XA15-C27	KPT041							
11XA15-027	11XA10-C69	KPT041							
11XA10-069	11J002-135	KPT041							
11XA15-026	11XA10-C66	KPT0410							
11XA10-066	11J002-134	KPT0410							
11XA11-033	11XA11-036	KPT231							
11XA11-036	11XA15-C47	KPT231							
11XA15-047	11XA15-C51	KPT231							
11XA15-051	11XA15-C50	KPT231							
11XA04-087	11XA15-048	KPT2310							
11XA15-048	11XA25-C87	KPT2310							
11XA10-062	11XA15-C54	KPT2410							
11XA02-075	11XA06-C36	KPT314							
11XA06-036	11XA10-C20	KPT314							
11XA10-020	11XA10-C63	KPT314							
11XA10-063	11XA12-C64	KPT314							

SECTION II B(2). LOGIC CONTROL UNIT CARD CAGE NO. 1 CIRCUIT LIST

FROM	TO	SIGNAL	RELAY	COLOR	GROUP	ROUTE	REMARKS	NOTE
11XA12-004	11XA14-C21	KPT314						
11XA14-021	11XA14-065	KPT314						
11XA14-065	11XA15-C57	KPT314						
11XA04-077	11XA06-C66	KPT3140						
11XA06-066	11XA10-C19	KPT3140						
11XA10-C19	11XA13-C87	KPT3140						
11XA13-087	11XA18-084	KPT3140						
11XA18-084	11XA19-C12	KPT3140						
11XA19-012	11XA26-084	KPT3140						
11XA26-084	11J001-215	KPT3140						
11XA11-069	11XA11-C69	KPT344						
11XA11-069	11XA11-C77	KPT344						
11XA11-077	11XA12-C04	KPT344						
11XA12-C04	11XA18-C41	KPT344						
11XA11-029	11XA12-C03	KPT3440						
11XA12-C03	11XA12-C70	KPT3440						
11XA11-075	11XA12-C13	KPT345						
11XA12-C13	11XA12-C71	KPT345						
11XA11-066	11XA12-C12	KPT3450						
11XA10-004	11J002-C58	KPT443						

SECTION II B(2). LOGIC CONTROL UNIT CARD CAGE NO. 1 CIRCUIT LIST

FROM	TO	SIGNAL	SEC	COLAR	GROUP	ROUTE	REMARKS	NOTE
11XA16-003	11J002-136	KPT4430						
11XA11-070	11XA15-C61	KPT461						
11XA15-061	11XA15-065	KPT461						
11XA15-065	11XA15-072	KPT461						
11XA15-060	11XA10-C39	KPT4620						
11XA14-036	11XA19-C34	KPT531						
11XA15-034	11XA15-044	KPT531						
11XA15-044	11XA19-063	KPT531						
11XA15-033	11XA10-C65	KPT5310						
11XA14-020	11XA15-C41	KPT541						
11XA15-041	11XA19-099	KPT541						
11XA15-036	11XA15-C46	KPT5410						
11XA15-040	11XA15-C43	KPT5410						
11XA05-019	11XA09-009	KPV0120						
11XA05-026	11XA09-010	KPV0130						
11XA05-033	11XA09-011	KPV0140						
11XA05-040	11XA09-012	KPV0150						

SECTION II B(2). LOGIC CONTROL UNIT CARD CAGE NO, 1 CIRCUIT LIST

FROM	TO	SIGNAL	SEC	COLOR	GROUP	ROUTE	REMARKS	NOTE
11XA05-047	11XA09-015	KPV016°						
11XA05-054	11XA09-016	KPV017°						
11XA07-047	11XA09-017	KPV018°						
11XA05-062	11J002-397	KPV141°						
11XA04-027	11XA05-061	KPV141°						
11XA04-063	11XA05-069	KPV231						
11XA05-068	11XA05-071	KPV231°						
11XA05-071	11XA05-094	KPV231°						
11XA16-093	11J002-033	KYR023°						
11XA14-083	11J002-236	KYK001°						
11XA04-054	11XA12-049	MAA177°						
11XA12-049	11XA29-079	MAA177°						
11XA20-079	11J001-185	MAA177°						
11J001-399	11XA12-077	MBC061	A					
11XA12-077	11XA22-007	MBC061	B					
11XA22-307	11J001-722	MBC061	B					
11XA22-007	11J002-030	MBC061	B					

SECTION II B(2). LOGIC CONTROL CARD CAGE NO. 1 CIRCUIT LIST

FROM	TO	SIGNAL	SEC	COLOR	GROUP	ROUTE	REMARKS	NOTE
11J001-223	11XA11-039	MBC062						
11XA11-039	11XA22-079	MBC062						
11XA22-079	11J002-072	MBC062						
11XA20-007	11XA20-009	MPA2150						
11XA19-079	11XA20-078	MPA2180						
11XA14-007	11XA18-046	MPC0120						
11XA14-007	11XA19-007	MPC0130						
11XA19-007	11J001-019	MPC0130						
11XA14-079	11XA15-098	MPC021						
11XA15-098	11J001-219	MPC021						
11XA16-079	11XA17-079	MPC1110						
11XA09-050	11XA09-079	MPF451						
11XA04-020	11XA17-007	MPC061						
11XA17-007	11J002-093	MPC061						
11XA05-077	11XA05-079	MPS0110						
11XA05-079	11XA06-007	MPS0110						
11XA05-080	11XA06-079	MPS012						

SECTION II B(2). LOGIC CONTROL UNIT CARD CAGE NO. 1 CIRCUIT LIST

FROM	TO	SIGNAL	SEC	COLOR	GROUP	ROUTE	REMARKS	NOTE
11XA04-062	11XA09-C07	KPV111						
11XA28-007	11XA29-048	CPA0610						
11XA29-048	11J002-C88	CPA0610						
11XA28-013	11XA29-047	CPA0620						
11XA29-047	11JCC2-087	CPA0620						
11XA28-031	11XA29-044	CPA0630						
11XA29-044	11J002-086	CPA0630						
11XA28-037	11XA29-063	CPA0640						
11XA29-063	11J002-C54	CPA0640						
11XA28-055	11XA29-066	CPA0650						
11XA29-066	11J002-053	CPA0650						
11XA28-061	11XA29-065	CPA0660						
11XA29-065	11J002-C52	CPA0660						
11XA28-079	11XA29-068	CPA0670						
11XA29-068	11J002-C51	CPA0670						
11XA28-085	11XA29-067	CPA0680						
11XA29-067	11J002-050	CPA0680						
11XA10-021	11XA28-019	CPT3150						
11XA28-019	11XA29-C28	CPT3150						

SECTION II B(2). LOGIC CONTROL UNIT CARD CAGE NO. 1 CIRCUIT LIST

FROM	TO	SIGNAL	REF	COLOR	GROUP	ROUTE	REMARKS	NOTE
11XA27-003	11J002-115	P260048	A				GRD	
11XA28-003	11J002-114	P760048	P				GRD	
11XA27-007	11J002-130	P2P004	A				+4.7VDC	
11XA27-008	11J002-131	P7P004	P				+4.7VDC	
11XA01-032	11XA20-020	CPA001						
11XA20-020	11XA30-012	CPA001						
11XA30-012	11J001-020	CPA001						
11XA01-038	11XA20-023	CPA002						
11XA20-023	11XA30-011	CPA002						
11XA30-011	11J001-021	CPA002						
11XA01-068	11XA20-026	CPA003						
11XA20-026	11XA30-010	CPA003						
11XA30-010	11J001-022	CPA003						
11XA01-074	11XA20-029	CPA004						
11XA20-029	11XA30-009	CPA004						
11XA30-009	11J001-023	CPA004						
11XA01-018	11XA01-086	CPA005						
11XA01-086	11XA20-032	CPA005						
11XA20-032	11XA30-008	CPA005						
11XA30-008	11J001-024	CPA005						

SECTION II B(2). LOGIC CONTROL UNIT CARD CAGE NO. 1 CIRCUIT LIST

FROM	TO	SIGNAL	SEC	Y	CLR	GROUP	ROUTE	REMARKS	NOTE
11XA01-048	11XA01-066	CPA006							
11XA01-066	11XA20-035	CPA006							
11XA20-035	11XA30-007	CPA006							
11XA30-007	11J001-025	CPA006							
11XA20-038	11XA30-028	CPA007							
11XA30-028	11J001-026	CPA007							
11J001-027	11XA20-041	CPA008							
11XA20-041	11XA30-027	CPA008							
11XA30-027	11J001-188	CPA008							
11J001-033	11XA04-093	CPA019							
11XA04-093	11XA05-091	CPA019							
11XA05-091	11XA30-025	CPA019							
11XA30-025	11J001-189	CPA019							
11J001-031	11XA02-048	CPA111							
11XA02-048	11XA25-033	CPA111							
11XA25-033	11XA30-026	CPA111							
11XA30-026	11J001-167	CPA111							
11XA22-030	11XA30-090	SBS401*							
11XA30-090	11J002-007	SBS401*							
11XA22-027	11XA30-089	SBS402*							
11XA30-089	11J002-006	SBS402*							

SECTION II B(2). LOGIC CONTROL UNIT CARD CAGE NO. 1 CIRCUIT LIST

FROM	TO	SIGNAL	COLAR	GROUP	ROUTE	REMARKS	NOTE
11XA22-024	11XA30-088	SRS4040					
11XA30-088	11J002-005	SRS4040					
11XA22-021	11XA30-087	SRS4080					
11XA30-087	11J002-004	SRS4080					
11XA23-039	11XA29-012	SBS5010					
11XA29-012	11J002-003	SBS5010					
11XA23-033	11XA29-011	SBS5020					
11XA29-011	11J002-002	SBS5020					
11XA22-072	11XA29-010	SBS5040					
11XA29-010	11J002-001	SBS5040					
11XA22-069	11XA29-009	SBS5080					
11XA29-009	11J002-009	SBS5080					
11XA18-014	11XA30-057	SPB0030					
11XA30-057	11J002-009	SPB0030					
11XA20-050	11XA30-024	SPA201					
11XA30-024	11J002-174	SPA201					
11XA20-044	11XA30-023	SPA202					
11XA30-023	11J002-175	SPA202					

SECTION II B(2). LOGIC CONTROL UNIT CARD CAGE NO. 1 CIRCUIT LIST

FROM	TO	SIGNAL	DEF	COLOR	GROUP	ROUTE	REMARKS	NOTE
11XA20-098	11XA30-C44	SPA203						
11XA30-C44	11J002-176	SPA203						
11XA20-092	11XA30-C43	SPA204						
11XA30-C43	11J002-177	SPA204						
11XA20-009	11XA30-C42	SPA205						
11XA30-C42	11J002-178	SPA205						
11XA24-076	11XA30-C41	SPA206						
11XA30-C41	11J002-179	SPA206						
11XA19-074	11XA30-C40	SPA207						
11XA30-C40	11J002-180	SPA207						
11XA19-081	11XA30-C39	SPA208						
11XA30-C39	11J002-181	SPA208						
11XA17-081	11XA30-C75	SPD101						
11XA30-075	11J002-C12	SPD101						
11XA16-080	11XA30-074	SPD102*						
11XA30-074	11J002-C11	SPD102*						
11XA19-065	11XA30-C92	SPD103						
11XA30-092	11J002-C15	SPD103						

SECTION II B(2). LOGIC CONTROL UNIT CARD CAGE NO.1 CIRCUIT LIST

FROM	TO	SIGNAL	REF. #	COLOR	GROUP	ROUTE	REMARKS	NOTE
11XA19-069	11XA30-C91	SPD1040						
11XA30-091	11J002-014	SPD1040						
11J002-019	11XA11-014	SPM0010						
11XA11-014	11XA12-C35	SPM0010						
11XA12-035	11XA15-091	SPM3010						
11XA15-091	11XA18-072	SPM0010						
11XA18-072	11XA28-C10	SPM0010						
11XA28-010	11XA30-C73	SPM0010						
11XA30-073	11J002-194	SPM0010						
11XA30-072	11J002-010	SPM0020						
11XA11-010	11XA30-C71	SPM0030						
11XA30-071	11J002-017	SPM0030						
11XA19-023	11XA30-060	SPM004						
11XA30-060	11J002-103	SPMCC4						
11XA19-021	11XA30-059	SPM005						
11XA30-059	11J002-104	SPM005						
11XA18-016	11XA18-C37	SPM006						
11XA18-032	11XA18-C57	SPM006						
11XA18-057	11XA30-058	SPMCC6						
11XA30-058	11J002-105	SPMCC6						

SECTION II B(2). LOGIC CONTROL UNIT CARD CAGE NO. 1 CIRCUIT LIST

FROM	TO	SIGNAL	RES	Y	COLOR	GROUP	ROUTE	REMARKS	NOTE
11XA18-033	11XA30-056	SPM007							
11XA30-056	11J002-186	SPM007							
11XA19-035	11XA30-055	SPM008							
11XA30-055	11J002-187	SPM008							
11XA19-033	11XA30-076	SPM009							
11XA30-076	11J002-188	SPM009							
11XA29-043	11XA29-044	SVT000*							
11XA29-044	11XA29-055	SVT000*							
11XA29-055	11XA29-056	SVT000*							
11XA29-056	11XA29-057	SVT000*							
11XA29-057	11XA29-058	SVT000*							
11XA29-058	11XA29-059	SVT000*							
11XA29-059	11XA29-060	SVT000*							
11XA29-060	11J002-075	SVT000*							
11XA29-019	11J001-037	UPACCC							
11XA03-010	11XA03-024	UNW011							
11XA03-024	11XA03-037	UNW011							
11XA03-037	11XA03-042	UNW011							
11XA03-042	11XA03-049	UNW011							
11XA03-049	11XA03-056	UNW011							
11XA03-056	11XA03-063	UNW011							
11XA03-063	11XA03-066	UNW011							
11XA03-066	11XA03-067	UNW011							

SECTION II B(2). LOGIC CONTROL UNIT CARD CAGE NO. 1 CIRCUIT LIST

FROM	TO	SIGNAL	COLOR	GROUP	ROUTE	REMARKS	NOTE
11XA03-067	11XA05-007	UNW011					
11XA05-007	11XA05-010	UNW011					
11XA05-010	11XA05-011	UNW011					
11XA05-011	11XA05-014	UNW011					
11XA05-014	11XA05-018	UNW011					
11XA05-018	11XA05-021	UNW011					
11XA05-021	11XA05-028	UNW011					
11XA05-028	11XA05-035	UNW011					
11XA05-035	11XA05-042	UNW011					
11XA05-042	11XA05-049	UNW011					
11XA05-049	11XA05-056	UNW011					
11XA05-056	11XA05-063	UNW011					
11XA05-063	11XA05-066	UNW011					
11XA05-066	11XA05-074	UNW011					
11XA05-074	11XAC7-007	UNW011					
11XA07-007	11XA07-014	UNW011					
11XA07-014	11XA07-021	UNW011					
11XA07-021	11XA07-028	UNW011					
11XA07-028	11XAC7-039	UNW011					
11XA07-039	11XA07-042	UNW011					
11XA07-042	11XA07-046	UNW011					
11XA07-046	11XAC7-049	UNW011					
11XA07-049	11XA07-067	UNW011					
11XA07-067	11XA08-007	UNW011					
11XA08-007	11XA08-014	UNW011					
11XA08-014	11XA08-021	UNW011					
11XA08-021	11XAC8-035	UNW011					

SECTION II B(2). LOGIC CONTROL UNIT CARD CAGE NO. 1 CIRCUIT LIST

FROM	TO	SIGNAL	SEN	TY	COLOR	GROUP	ROUTE	REMARKS	NOTE
11XA00-035	11XA00-030	UNW011							
11XA00-033	11XA00-049	UBW011							
11XA00-049	11XA00-052	UNW011							
11XA00-052	11XA00-053	UNW011							
11XA00-053	11XA00-054	UBW011							
11XA00-054	11XA00-060	UNW011							
11XA00-060	11XA10-007	UNW011							
11XA10-007	11XA10-010	UBW011							
11XA10-010	11XA10-014	UBW011							
11XA10-014	11XA10-018	UBW011							
11XA10-018	11XA10-024	UBW011							
11XA10-024	11XA10-032	UNW011							
11XA10-032	11XA12-007	UNW011							
11XA12-007	11XA12-010	UBW011							
11XA12-010	11XA12-014	UBW011							
11XA12-014	11XA12-021	UBW011							
11XA12-021	11XA12-024	UNW011							
11XA12-024	11XA12-028	UBW011							
11XA12-028	11XA12-032	UNW011							
11XA12-032	11XA13-007	UNW011							
11XA13-007	11XA13-009	UBW011							
11XA13-009	11XA13-010	UBW011							
11XA13-010	11XA13-014	UBW011							
11XA13-014	11XA13-021	UNW011							
11XA13-021	11XA13-023	UNW011							
11XA13-023	11XA13-024	UNW011							
11XA13-024	11XA13-028	UNW011							
11XA13-028	11XA13-035	UNW011							

SECTION II B(2). LOGIC CONTROL UNIT CARD CAGE NO. 1 CIRCUIT LIST

FROM	TO	SIGNAL	PORT	COLOR	GROUP	ROUTE	REMARKS	NOTE
11XA13-035	11XA13-037	UNNO11						
11XA13-037	11XA13-C38	UNNO11						
11XA13-038	11XA13-C42	UNNO11						
11XA13-042	11XA13-049	UNNO11						
11XA13-049	11XA13-051	UNNO11						
11XA13-051	11XA13-C52	UNNO11						
11XA13-052	11XA13-C56	UNNO11						
11XA13-056	11XA13-063	UNNO11						
11XA13-063	11XA13-C65	UNNO11						
11XA13-065	11XA13-C66	UNNO11						
11XA13-066	11XA13-C70	UNNO11						
11XA13-070	11XA15-010	UNNO11						
11XA15-010	11XA15-011	UNNO11						
11XA15-011	11XA15-C24	UNNO11						
11XA15-024	11XA15-C25	UNNO11						
11XA15-025	11XA15-028	UNNO11						
11XA15-028	11XA15-C35	UNNO11						
11XA15-035	11XA15-C42	UNNO11						
11XA15-038	11XA15-042	UNNO11						
11XA15-042	11XA15-046	UNNO11						
11XA15-046	11XA15-049	UNNO11						
11XA15-049	11XA15-052	UNNO11						
11XA15-052	11XA15-C53	UNNO11						
11XA15-053	11XA15-C56	UNNO11						
11XA15-056	11XA15-C60	UNNO11						
11XA15-060	11XA15-063	UNNO11						
11XA15-063	11XA15-C66	UNNO11						
11XA15-066	11XA15-067	UNNO11						

SECTION II B(2). LOGIC CONTROL UNIT CARD CAGE NO. 1 CIRCUIT LIST

FROM	TO	SIGNAL	ASS'Y	COLOR	GROUP	ROUTE	REMARKS	NOTE
11XA15-067	11XA15-070	UWNO11						
11XA15-070	11XA15-074	UWNO11						
11XA15-074	11XA16-007	UWNO11						
11XA16-007	11XA16-010	UWNO11						
11XA16-010	11XA16-011	UWNO11						
11XA16-011	11XA16-014	UWNO11						
11XA16-014	11XA16-018	UWNO11						
11XA16-018	11XA16-021	UWNO11						
11XA16-021	11XA16-024	UWNO11						
11XA16-024	11XA16-025	UWNO11						
11XA16-025	11XA16-029	UWNO11						
11XA16-029	11XA16-038	UWNO11						
11XA16-038	11XA16-049	UWNO11						
11XA16-049	11XA16-052	UWNO11						
11XA16-052	11XA16-053	UWNO11						
11XA16-053	11XA16-056	UWNO11						
11XA16-056	11XA16-060	UWNO11						
11XA16-060	11XA16-066	UWNO11						
11XA16-066	11XA16-074	UWNO11						
11XA16-074	11XA24-007	UWNO11						
11XA24-007	11XA24-009	UWNO11						
11XA24-009	11XA24-014	UWNO11						
11XA24-014	11XA24-021	UWNO11						
11XA24-021	11XA24-028	UWNO11						
11XA24-028	11XA24-035	UWNO11						
11XA24-035	11XA24-037	UWNO11						
11XA24-037	11XA24-042	UWNO11						
11XA24-042	11XA24-049	UWNO11						

SECTION II B(2). LOGIC CONTROL UNIT CARD CAGE NO. 1 CIRCUIT LIST

FROM	TO	SIGNAL	SEC	Y	COLR	GROUP	ROUTE	REMARKS	NOTE
11XA24-049	11XA24-056	UWNO11							
11XA24-056	11XA24-063	UWNO11							
11XA24-063	11XA24-066	UWNO11							
11XA24-066	11XA26-019	UWNO11							
11XA26-019	11XA26-032	UWNO11							
11XA26-032	11XA26-039	UWNO11							
11XA26-039	11XA26-046	UWNO11							
11XA26-046	11XA26-047	UWNO11							
11XA26-047	11XA26-061	UWNO11							
11XA26-061	11XA29-040	UWNO11							
11XA29-040	11XA29-051	UWNO11							
11XA29-041	11XA29-052	UWNO11							
11XA22-032	11J001-053	XAX132							
11XA22-035	11J001-052	XAX136							
11XA22-038	11J001-051	XAX137							
11XA22-041	11J001-050	XAX138							
11XA22-074	11J001-049	XAX139							
11XA22-044	11J001-048	XAX140							
11XA23-069	11J001-047	XAX141							

SECTION II B(2) LOGIC CONTROL UNIT CARD CAGE NO. 1 CIRCUIT LIST

FROM	TO	SIGNAL	SEC	COLOR	GROUP	ROUTE	REMARKS	NOTE
11X23-074	11J001-C46	XAX142						
11X26-090	11X26-C93	XKS000	A					
11X26-093	11X29-C74	XKS000	B	T2222	T6002			
11X29-024	11X29-C35	XKSCCC	C					
11X29-035	11J001-114	XKS000	D	T2222	T6001			
11X26-089	11X26-105	XKS199	A					
11X26-092	11X26-106	XKS199	B					
11X03-090	11X03-105	XKS199	C					
11X03-093	11X03-106	XKS199	D					
11X05-094	11X05-106	XKS199	E					
11X07-101	11X07-105	XKS199	F					
11X08-093	11X08-105	XKS199	G					
11X11-100	11X11-106	XKS199	H					
11X15-079	11X15-106	XKS199	I					
11X16-076	11X16-106	XKS199	J					
11X24-090	11X24-105	XKS199	K					
11X24-102	11X24-106	XKS199	L					
11X25-041	11X25-105	XKS199	M					
11X25-036	11X25-106	XKS199	N					
11X06-055	11X06-058	XPF123						
11X06-058	11X07-010	XPF123						
11X07-010	11X07-039	XPF123						
11X07-039	11X08-010	XPF123						
11X09-010	11X08-024	XPF123						

SECTION II B(2). LOGIC CONTROL UNIT CARD CAGE NO. 1 CIRCUIT LIST

FROM	TO	SIGNAL	COLOR	GROUP	ROUTE	REMARKS	NOTE
11XA03-011	11XA03-018	XPS091°					
11XA03-018	11XA03-025	XPS091°					
11XA03-025	11XA03-032	XPS091°					
11XA03-032	11XA03-035	XPS091°					
11XA03-035	11XA04-013	XPS091°					
11XA04-013	11XA04-049	XPS091°					
11XA04-049	11XA09-032	XPS091°					
11XA09-032	11XA09-035	XPS091°					
11XA09-035	11J001-173	XPS091°					
11XA05-025	11XA05-032	XPV041°					
11XA05-032	11XA05-039	XPV041°					
11XA05-039	11XA05-046	XPV041°					
11XA05-046	11XA05-053	XPV041°					
11XA05-053	11XA05-060	XPV041°					
11XA05-060	11XA07-053	XPV041°					
11XA07-053	11XA09-025	XPV041°					
11XA09-025	11XA09-028	XPV041°					
11XA05-024	11XA05-038	XPV311					
11XA05-038	11XA05-052	XPV311					
11XA05-052	11XA07-052	XPV311					
11XA07-052	11XA09-031	XPV311					
11XA09-031	11XA09-034	XPV311					
11XA23-018	11J001-130	XX000°					

SECTION II B(2). LOGIC CONTROL UNIT CARD CAGE NO. 1 CIRCUIT LIST

FROM	TO	SIGNAL	SEC	COLOR	GROUP	ROUTE	REMARKS	NOTE
11XA03-039	11XA04-042	XXX1110						
11XA04-042	11XA04-058	XXX1110						
11XA04-058	11XA05-067	XXX1110						
11XA05-067	11XA05-070	XXX1110						
11XA05-070	11XA07-088	XXX1110						
11XA07-088	11XA09-023	XXX1110						
11XA09-023	11XA10-025	XXX1110						
11XA10-025	11XA12-011	XXX1110						
11XA12-011	11XA12-018	XXX1110						
11XA12-018	11XA12-025	XXX1110						
11XA12-025	11XA15-007	XXX1110						
11XA15-007	11XA15-021	XXX1110						
11XA15-021	11XA15-032	XXX1110						
11XA15-032	11XA15-039	XXX1110						
11XA15-039	11XA16-037	XXX1110						
11XA16-037	11XA16-070	XXX1110						
11XA16-070	11XA19-090	XXX1110						
11XA19-090	11XA22-091	XXX1110						
11XA22-091	11XA22-097	XXX1110						
11XA22-097	11XA25-088	XXX1110						
11XA25-088	11XA26-060	XXX1110						
11XA26-060	11XA26-074	XXX1110						

SECTION II A(3). LOGIC CONTROL UNIT CARD CAGE NO. 2 WIRE LIST

COMPONENT 12J001-		CONNECTOR									
FROM	PIN	TO	SIGNAL	SEG	W	T	COLOR	GROUP	ROUTE	REMARKS	NOTE
	001	12XA01-C92	XAX140	A							
	002	12XA01-086	XAX141	A							
	003	12XA01-C80	XAX142	B							
	004	12XA01-C74	XAX143								
	005	12XA01-C68	XAX144								
	006	12XA01-062	XAX145								
	007	12XA01-C56	XAX146								
	008	12XA01-C50	XAX147								
	009	12XA01-044	XAX148								
	010	12XA01-C38	XAX149								
	011	12XA01-C32	XAX150								
	012	12XA01-026	XAX151								
	013	12XA01-020	XAX152								
	014	12XA01-C14	XAX153								
	015	12XA01-C08	XAX154								
	016	12XA21-078	AVS021*	A							
12XA20-087	017		AVR761*								
	018	12XA20-055	GAD103*	B							
	019	12XA23-C92	AVN013*								
	020	12XA15-C72	AA0101*								
12XA25-069	021		APD013*								
12XA25-068	022		APD012*								
12XA24-099	023		APD305*								
12XA24-080	024		APT011								
12XA12-060	025		APF361								
12XA20-037	026		ABAC22*								
12XA19-036	027		1AA122								
12XA20-035	028		1AA123								

SECTION II A(3). LOGIC CONTROL UNIT CARD CAGE NO. 2 WIRE LIST

COMPONENT 12J001-		CONNECTOR											
FROM	PIN	TO	SIGNAL	SEG	A	C	V	Y	COLOR	GROUP	ROUTE	REMARKS	NOTE
12XA19-033	029		AAA0240										
12XA15-095	030		AAA0230										
12XA15-082	031		IAA124										
12XA19-032	032		IAA125										
12XA15-050	033		AAA0250										
12XA14-090	034		IAA126										
12XA14-065	035		AAA0270										
12XA14-058	036		AAA0260										
12XA14-089	037		IAA127										
12XA14-084	038		IAA128										
	039		SPR3039									RSV RIBBON	
	040		SPR3040									RSV RIBBON	
	041		SPR3041									RSV RIBBON	
12XA28-089	042		IYR7260										
12XA28-088	043		IYR7270										
	044	12XA19-044	IA00330										
12XA24-016	045		GAA0210										
	046	12XA02-074	XAX127										
	047	12XA02-068	XAX128										
	048	12XA02-062	XAX129										
	049	12XA02-056	XAX130										
	050	12XA02-050	XAX131										
	051	12XA02-044	XAX132										
	052	12XA02-038	XAX133										
	053	12XA02-032	XAX134										
	054	12XA02-026	XAX135										
	055		SPR3055									RSV RIBBON	
12XA25-076	056		GVT0110										

SECTION II A(3). LOGIC CONTROL UNIT CARD CAGE NO. 2 WIRE LIST

FROM	PIN	TO	SIGNAL	RES	COLOR	GROUP	ROUTE	REMARKS	NOTE
12XA15-040	057		AA01070						
	058		SPR1007					RSV RIBBON	
12XA20-072	059		AVT:130						
12XA25-012	060		CVX0440						
12XA28-026	061		XAX135	E					
	062	12XA02-020	XAX136	A					
	063	12XA02-014	XAX137	A					
	064	12XA02-008	XAX138	A					
	065	12XA01-098	XAX139	A					
12XA28-043	066		XAX140	E					
12XA28-042	067		XAX141	E					
12XA28-041	068		XAX142	E					
12XA17-091	069		CA01570						
12XA14-091	070		CA01210						
12XA15-061	071		AA01120						
12XA14-080	072		AAA0280						
	073		SPR3073					RSV RIBBON	
	074		SPR3074					RSV RIBBON	
	075		SPR3075					RSV RIBBON	
	076		SPR3076					RSV RIBBON	
	077		SPR3077					RSV RIBBON	
12XA12-091	078		GT10000						
12XA07-100	079		XTN0080						
12XA07-086	080		XTN0070						
12XA07-082	081		XTN0060						
12XA07-076	082		XTN0050						
12XA07-070	083		XTN0040						
12XA07-058	084		XTN0030						

SECTION II A(3). LOGIC CONTROL UNIT CARD CAGE NO. 2 WIRE LIST

COMPONENT 12J001-		CONNECTOR									
FROM	PIN	TO	SIGNAL	DIR	A/C	T/O	COLOR	GROUP	ROUTE	REMARKS	NOTE
12XA07-052	085		XTN0020								
12XA20-025	086		XAX136	0							
12XA20-024	087		XAX137	P							
12XA20-023	088		XAX138	P							
12XA20-044	089		XAX139	0							
	090		SPR1122							RSV RIBBON	
	091		SPR1121							RSV RIBBON	
	092		SPR1120							RSV RIBBON	
	093		SPR1119							RSV RIBBON	
	094		SPR1118							RSV RIBBON	
	095		SPR1117							RSV RIBBON	
	096		SPR1116							RSV RIBBON	
	097		SPR1085							RSV RIBBON	
	098		SPR1084							RSV RIBBON	
	099		SPR1083							RSV RIBBON	
	100		SPR1082							RSV RIBBON	
	101		SPR1081							RSV RIBBON	
	102		SPR1080							RSV RIBBON	
12XA15-050	103		AAD1110								
12XA20-086	104		GPL062								
12XA25-044	105		APL1240								
	106		SPR1039							RSV RIBBON	
	107		SPR3107							RSV RIBBON	
	108		SPR3108							RSV RIBBON	
	109		SPR3109							RSV RIBBON	
	110		SPR3110							RSV RIBBON	
	111		SPR3111							RSV RIBBON	
	112		SPR3112							RSV RIBBON	

SECTION II A(3). LOGIC CONTROL UNIT CARD CAGE NO.2 WIRE LIST

COMPONENT		CONNECTOR									
FROM	PIN	TO	SIGNAL	DES	Y	COLOR	GROUP	ROUTE	REMARKS	NOTE	
	113		SPR3113						RSV RIBBON		
	114										
	115										
12XA07-046	116		XTM001*								
12XA07-040	117		XTM000*								
12XA15-097	118		GTM010*								
12XA12-097	119		GTP000*								
12XA12-049	120		GTE000*								
12XA10-089	121		GTC022*								
12XA12-043	122		GTA000*								
12XA23-041	123		IRD033*								
	124	12XA12-055	ATL201								
12XA11-004	125		KTL401*								
	126	12XA11-C12	KTL501*								
12XA09-085	127		ATE203								
12XA09-088	128		ATI203								
12XA09-091	129		ATA203								
	130										
	131										
	132	12XA23-094	CKE521*								
12XA21-074	133		GAD103* B								
12XA22-051	134		FJA011								
12XA22-054	135		IA0511								
12XA17-050	136		KPA054								
	137		SPR1074						RSV RIBBON		
	138		SPR1073						RSV RIBBON		
	139		SPR3139						RSV RIBBON		
	140		SPR3140						RSV RIBBON		

SECTION II A(3). LOGIC CONTROL UNIT CARD CAGE NO. 2 WIRE LIST

COMPONENT 12J001-		CONNECTOR									
FROM	PIN	TO	SIGNAL	SEC	A	V	COLOR	GROUP	ROUTE	REMARKS	NOTE
	141		SPR3141							RSV RIBBON	
	142		SPR3142							RSV RIBBON	
12XA09-064	143		XTI0050								
12XA09-058	144		XTI0040								
12XA09-052	145		XTI0030								
12XA09-046	146		XTI0020								
12XA09-040	147		XTI0010								
12XA09-034	148		XTE0050								
12XA09-028	149		XTE0040								
12XA09-022	150		XTE0030								
12XA09-016	151		XTE0020								
12XA09-010	152		XTE0010								
12XA09-002	153		XTA0030								
12XA09-076	154		XTA0020								
12XA09-070	155		XTA0010								
	156		SPR3156							RSV RIBBON	
	157		SPR3157							RSV RIBBON	
	158		SPR3158							RSV RIBBON	
	159		SPR3159							RSV RIBBON	
12XA08-101	160		ATP3030								
12XA07-069	161		ATN203								
12XA07-030	162		BT0302								
12XA04-011	163		ITX205								
12XA12-076	164		ATN1120								
12XA24-062	165		AVS0210								
12XA23-092	166		AVN0130								
12XA21-066	167		AVN0300								
12XA17-052	168		IVR0250								

SECTION II A(3). LOGIC CONTROL UNIT CARD CAGE NO. 2 WIRE LIST

COMPONENT 12J001-		CONNECTOR									
FROM	PIN	TO	SIGNAL	SEE	WIRE	COLOR	GROUP	ROUTE	REMARKS	NOTE	
12XA21-089	169		AVR034								
	170	12XA20-098	AVR071								
12XA10-052	171		ATC102								
12XA10-069	172		ATC121								
	173		SPR3173						RSV RIBBON		
	174		SPR3174						RSV RIBBON		
12XA08-094	175		XTP0150								
12XA08-088	176		XTP0140								
12XA08-082	177		XTP0130								
12XA08-076	178		XTP0120								
12XA08-070	179		XTP0110								
12XA08-064	180		XTP0100								
12XA08-058	181		XTP0090								
12XA08-052	182		XTP0080								
12XA08-046	183		XTP0070								
12XA08-040	184		XTP0060								
12XA08-034	185		XTP0050								
12XA08-028	186		XTP0040								
12XA08-022	187		XTP0030								
12XA08-016	188		XTP0020								
12XA08-010	189		XTP0010								
	190		SPR3190						RSV RIBBON		
	191		SPR3191						RSV RIBBON		
	192		SPR3192						RSV RIBBON		
	193		SPR3193						RSV RIBBON		
	194		SPR3194						RSV RIBBON		
12XA10-033	195		XTP0130								
12XA10-049	196		XTP0110								

SECTION II A(3). LOGIC CONTROL UNIT CARD CAGE NO. 2 WIRE LIST

COMPONENT 12J001-		CONNECTOR										
FROM	PIN	TO	SIGNAL	SIZE	A	T	C	COLOR	GROUP	ROUTE	REMARKS	NOTE
12XA14-053	197		XTW136*									
12XA14-049	198		XTW135*									
12XA18-017	159		XTD008*									
12XA18-013	200		XTD007*									
12XA18-009	201		XTD006*									
12XA18-045	202		XTD009*									
12XA17-009	203		XTD001*									
12XA17-013	204		XTD002*									
12XA17-045	205		XTD004*									
12XA17-017	206		XTD003*									
	207		SPR3207								RSV RIBBON	
12XA30-040	208		CTB017									
12XA30-041	209		CTB016									
12XA30-042	210		CTB015									
12XA30-043	211		CTB014									
12XA30-044	212		CTB013									
12XA30-023	213		CTB012									
12XA30-024	214		CTB011									
12XA30-025	215		CTB010									
12XA30-026	216		CTB009									
12XA30-027	217		CTB008									
12XA30-028	218		CTB007									
12XA30-007	219		CTB006									
12XA30-006	220		CTB005									
12XA30-009	221		CTB004									
12XA30-010	222		CTB003									
12XA30-011	223		CTB002									
12XA30-012	224		CTB001									

SECTION II A(3). LOGIC CONTROL UNIT CARD CAGE NO. 2 WIRE LIST

COMPONENT 12J001-		CONNECTOR										
FROM	PIN	TO	SIGNAL	WIRE	NO.	Y.	NO.	COLOR	GROUP	ROUTE	REMARKS	NOTE
12XA11-069	225		GTB060*									
	226		SPR3226								RSV RIBBON	
	227		SPR3227								RSV RIBBON	
	228		SPR3228								RSV RIBBON	
	229		SPR3229								RSV RIBBON	
12XA30-092	230		GUU014*									
12XA29-073	231		GTB068*									
12XA29-074	232		GTB067*									
12XA29-075	233		GTB066*									
12XA29-076	234		GTB065*									
12XA29-055	235		GTB064*									
12XA29-056	236		GTB063*									
12XA29-057	237		GTB062*									
12XA29-058	238		GTB061*									
12XA29-059	239		GTB060*									
12XA29-060	240		GTB059*									
12XA29-039	241		GTB058*									
12XA29-040	242		GTB057*									
12XA29-041	243		GTB056*									
12XA29-042	244		GTB055*									

SECTION II A(3)/ LOGIC CONTROL UNIT CARD CAGE NO. 2 WIRE LIST

COMPONENT 12J002-		CONNECTOR										
FROM	PIN	TO	SIGNAL	SEG	A	C	T	COLOR	GROUP	ROUTE	REMARKS	NOTE
	001		SPR40C1								RSV RIBBON	
	002		SPR40C2								RSV RIBBON	
	003	12XA12-077	GUT095									
12XA1C-055	004		GTC021*									
12XA11-097	005		GTC020*									
12XA11-047	006		GTC014*									
12XA11-055	007		GTC009*									
12XA10-047	008		GTC002*									
12XA10-097	009		GTC003*									
12XA30-073	010		CTB028									
12XA30-074	011		CTB027									
12XA30-075	012		CTB026									
12XA30-076	013		CTB025									
12XA30-055	014		CTB024									
12XA30-056	015		CTB023									
12XA30-057	016		CTB022									
12XA30-058	017		CTB021									
12XA30-059	018		CTB020									
12XA30-060	019		CTB019									
12XA10-094	020		ATC122									
12XA11-076	021		ATC203									
12XA27-059	022		CTC115									
12XA11-077	023		ATC100*									
12XA11-102	024		ATC120									
	025											
	026											
	027											
	028											

SECTION II A(3). LOGIC CONTROL UNIT CARD CAGE NO. 2 WIRE LIST

COMPONENT 12J002-		CONNECTOR									
FROM	PIN	TO	SIGNAL	SIZE	A	V	COLOR	GROUP	ROUTE	REMARKS	NOTE
	029										
	030										
	031										
	032										
	033										
	034										
	035										
	036										
	037										
	038										
	039		SPR4039							RSV RIBBON	
	040		SPR4040							RSV RIBBON	
	041		SPR4041							RSV RIBBON	
	042		SPR4042							RSV RIBBON	
	043		SPR4043							RSV RIBBON	
12XA29-092	044		QUV205								
12XA29-043	045		CTB0540								
12XA29-044	046		CTB0530								
12XA29-023	047		CTB0520								
12XA29-074	048		CTB0510								
12XA29-025	049		CTB0500								
12XA29-026	050		CTB0490								
12XA29-027	051		CTB0480								
12XA29-028	052		CTB0470								
12XA29-007	053		CTB0460								
12XA29-008	054		CTB0450								
12XA30-039	055		CTPL18								
	056		SPR4056							RSV RIBBON	

SECTION II A(3). LOGIC CONTROL UNIT CARD CAGE NO. 2 WIRE LIST

COMPONENT 12J002-		CONNECTOR										
FROM	PIN	TC	SIGNAL	SEC	A	C	Y	COLOR	GROUP	ROUTE	REMARKS	NOTE
12XA26-090	057		SVT002°									
12XA26-049	058		CVV111°									
12XA26-043	059		CVV011°									
12XA26-085	060		CVR101°									
12XA26-079	061		CVR001°									
12XA26-025	062		CVC141°									
12XA26-019	063		CVQ041°									
12XA26-013	064		CVN141°									
12XA26-007	065		CVR041°									
12XA26-037	066		CVS141°									
12XA26-031	067		CVS041°									
12XA26-073	068		CVF131°									
12XA26-067	069		CVF031°									
12XA30-099	070		CVW111°									
12XA30-100	071		CVW011°									
	072											
12XA27-002	073		GPD227				T2NAT		TC001			
12XA27-097	074		U7P012	P			T2222		TC001			
12XA26-004	075		PZG004B	C								
12XA30-088	076		bZX001°									
12XA27-074	077		F2P015									
	078											
	079	12XA21-064	FYR015°									
12XA21-036	080		FYR005°									
12XA21-066	081		FYR013°									
12XA21-065	082		FYR014°									
12XA21-051	083		FYR010°									
	084											

SECTION II A(3). LOGIC CONTROL UNIT CARD CAGE NO. 2 WIRE LIST

COMPONENT 12J002-		CONNECTER									
FROM	PIN	TO	SIGNAL	DIG	A	V	COLOR	GROUP	ROUTE	REMARKS	NOTE
	085										
12XA29-009	086		CT8044*								
12XA29-010	087		CT8043*								
12XA29-011	088		CT8042*								
12XA29-012	089		CT8041*								
12XA21-086	090		AYR100*								
12XA21-074	091		GAD103* P								
12XA19-048	092		KTL501*								
	093		SPR4093							RSV RIBBON	
12XA24-062	094		AVS021* P								
12XA21-102	095		FYR008*								
12XA21-097	096		ATL421*								
12XA20-083	097		CYR109*								
12XA21-100	098		ATL521*								
12XA25-079	099		MVX026*								
12XA25-077	100		KYX001*								
12XA13-088	101		ATB203*								
12XA25-036	102		EVN022								
12XA28-072	103		SVT001								
12XA25-001	104		GRD225								
12XA26-055	105		CVU021*								
12XA28-071	106		SVU000*								
	107		SPR41C7							RSV RIBBON	
12XA21-083	108		AYR101*								
12XA21-067	109		FYR012*								
12XA21-039	110		FYR004*								
12XA19-007	111		IYR107*								
12XA21-037	112		FYR006*								

SECTION II A(3). LOGIC CONTROL UNIT CARD CAGE NO. 2 WIRE LIST

COMPONENT 12J002-		CONNECTOR								
FROM	PIN	TO	SIGNAL	SEG	COLOR	GROUP	ROUTE	REMARKS	NOTE	
12XA21-073	113		FYR0110							
12XA29-099	114		XK50000 C		T2222	TG003				
12XA29-087	115		GRO328 B		T2NAT	TG003				
12XA30-083	116		GKT0000 C		T2222	TG005				
12XA30-071	117		GRO328 C		T2NAT	TG005				
	118									
	119									
	120									
	121									
12XA29-090	122		F7P005							
12XA28-007	123		XAX132							
12XA28-028	124		XAX133							
12XA28-027	125		XAX134							
12XA28-026	126		XAX135 A							
12XA28-025	127		XAX136 B							
12XA28-024	128		XAX137 A							
12XA28-023	129		XAX138 A							
12XA19-010	130		XXY0000							
	131									
	132		SPR4132					RSV RIBBON		
12XA20-075	133		CTW1170							
12XA28-012	134		XAX127							
12XA28-011	135		XAX128							
12XA28-010	136		XAX129							
12XA28-009	137		XAX130							
12XA28-008	138		XAX131							
12XA04-013	139		ITB16C							
12XA04-053	140		ITB159							

SECTION II A(3) LOGIC CONTROL CARD CAGE NO. 2 WIRE LIST

COMPONENT 12J002-		CONNECTOR										
FROM	PIN	TO	SIGNAL	SIG	LET	Y	POS	COLOR	GROUP	ROUTE	REMARKS	NOTE
12XA03-101	141		ITB158									
12XA03-099	142		ITB157									
	143		SPR4143								RSV RIBBON	
12XA20-047	144		GVT1120									
	145		SPR4145								RSV RIBBON	
	146		SPR4146								RSV RIBBON	
12XA29-083	147		CUT095									
12XA03-088	148		ATB158									
12XA04-051	149		ITB167									
12XA04-049	150		ITB166									
12XA04-047	151		ITB165									
12XA04-045	152		ITB164									
12XA04-043	153		ITB163									
12XA04-017	154		ITB162									
12XA04-015	155		ITB161									
12XA28-056	156		XAX149									
12XA28-055	157		XAX150									
12XA28-076	158		XAX151									
12XA17-021	159		CAC153*									
12XA28-044	160		XAX139									A
12XA28-043	161		XAX140									A
12XA28-042	162		XAX141									A
12XA28-075	163		XAX152									
12XA28-074	164		XAX153									
12XA28-073	165		XAX154									
12XA28-041	166		XAX142									B
12XA28-040	167		XAX143									
12XA28-039	168		XAX144									C

SECTION II A(3). LOGIC CONTROL UNIT CARD CAGE NO. 2 WIRE LIST

COMPONENT 12J002-		CONNECTOR								
FROM	Pin	TO	SIGNAL	WIRE	NO.	COLOR	GROUP	BOUNT	REMARKS	NOTE
12XA28-060	169		XAX145							
12XA28-059	170		XAX146							
12XA28-058	171		XAX147							
12XA26-057	172		XAX148							
12XA16-023	173		9A01240							
12XA03-097	174		17B156							
12XA03-095	175		17B155							
12XA03-093	176		17B154							
12XA03-091	177		17B153							
12XA03-053	178		17B152							
12XA03-051	179		17B151							
12XA03-049	180		17B150							
12XA03-047	181		17B149							
12XA03-045	182		17B148							
12XA03-043	183		17B147							
12XA03-017	184		17B146							
12XA03-015	185		17B145							
12XA03-013	186		17B144							
12XA03-011	187		17B143							
12XA03-009	188		17B142							
12XA03-007	189		17B141							
	190		SPR4190						RSV RIBBON	
12XA16-061	191		9A01300							
12XA16-061	192		9A01160							
12XA15-070	193		9A01150							
12XA19-055	194		9A01140							
12XA19-025	195		9A01120							
12XA12-059	196		AVL201							

SECTION II A(3). LOGIC CONTROL CARD CAGE NO. 2 WIRE LIST

COMPONENT 12J002-		CONNECTOR									
FROM	TO	SIGNAL	SEN	A	V	COLOR	GROUP	ROUTE	REMARKS	NOTE	
12XA19-019	197	BAD106°									
12XA15-034	198	AAD105°									
12XA15-031	199	AAD104°									
12XA15-025	200	AAD102°									
12XA15-022	201	AAD101°									
12XA15-019	202	AAD100°									
12XA12-025	203	BA0541°									
12XA21-092	204	AVR071									
12XA21-064	205	FVR015°									
12XA21-061	206	GYR042°									
	207	SPR4207							RSV RIBBON		
12XA18-091	208	CAD176°									
12XA18-073	209	CAD175°									
12XA18-067	210	CAD174°									
12XA18-037	211	CAD173°									
12XA18-031	212	CAD172°									
12XA18-085	213	BAD171°									
12XA18-063	214	BAD170°									
12XA18-079	215	BAD167°									
12XA18-097	216	CAD166°									
12XA18-055	217	BAD165°									
12XA18-055	218	BAD164°									
12XA18-025	219	BAD163°									
12XA18-023	220	BAD162°									
12XA18-019	221	BAD161°									
12XA17-057	227	CAD160°									
12XA16-059	223	BAD127°									
12XA14-097	224	CAD126°									

SECTION II A(3). LOGIC CONTROL UNIT CARD CAGE NO. 2 WIRE LIST

COMPONENT 12J002-		CONNECTOR										
FROM	PIN	TO	SIGNAL	REQ	NO	Y	NO	COLOR	GROUP	ROUTE	REMARKS	NOTE
12XA16-025	225		BAD125*									
12XA15-095	226		AAD110*									
12XA25-075	227		PYX001									
12XA23-094	228		CKE521*									
12XA24-012	229		1KA243									
12XA23-091	230		KPA111*									
	231		SPR4231								RSV MIUBON	
12XA19-076	232		KPA051*									
12XA11-071	233		KPV011*									
12XA10-043	234		CHV053*									
12XA10-042	235		BPA165*									
12XA12-002	236		BK8032									
12XA12-001	237		CKA025*									
12XA10-073	238		BPA174*									
12XA10-070	239		1KA155*									
12XA09-095	240		APA115*									
12XA04-033	241		APA054*									
12XA04-032	242		APA053*									
12XA07-096	243		KPA061*									
12XA25-072	244		GPE123*									

SECTION II A(3). LOGIC CONTROL UNIT CARD CAGE NO. 1 WIRE LIST

COMPONENT 12XA01-		CONNECTOR (LOGIC CARD NO. 11)									
FROM	PIN	TO	SIGNAL	DIR	W	C	COLOR	GROUP	ROUTE	REMARKS	NOTE
	001	12XA01-003	GR0251							KEY	
	002	12XA01-004	GR0251							KEY	
12XA01-001	003		GR0251							GR0	
12XA01-002	004		GR0251							GPO	
	005									+5VDC	
	006									+5VDC	
	007	12XA03-008	GT0041*								
12JC01-015	008	12XA03-C20	XAX154								
	009	12XA01-015	1TX203								
	010										
	011										
	012										
	013	12XA03-C10	GT0042*								
12JC01-014	014	12XA03-C23	XAX153								
12XA01-009	015	12XA01-021	1TX203								
	016										
	017										
	018										
	019	12XA03-012	GT0043*								
12JC01-013	020	12XA03-C26	XAX152								
12XA01-015	021	12XA01-027	1TX203								
	022										
	023										
	024										
	025	12XA03-014	GT0044*								
12JC01-012	026	12XA03-029	XAX151								
12XA01-021	027	12XA01-033	1TX203								

SECTION II A(3). LOGIC CONTROL UNIT CARD CAGE NO. 2 WIRE LIST

COMPONENT 12XA01-		CONNECTOR (LOGIC CARD NO. 11)								
FROM	PIN	TO	SIGNAL	WIRE	NO.	COLOR	GROUP	ROUTE	REMARKS	NOTE
	029									
	030									
	031	12XA03-016	GTB045*							
12J001-011	032	12XA03-032	XAK150							
12XA01-027	033	12XA01-039	ITK203							
	034									
	035									
	036									
	037	12XA03-022	GTB046*							
12J001-010	038	12XA03-035	XAK149							
12XA01-033	039	12XA01-043	ITK203							
	040									
	041									
	042									
	043	12XA03-044	GTB047*							
12J001-009	044	12XA03-030	XAK148							
12XA01-039	045	12XA01-051	ITK203							
	046									
	047									
	048									
	049	12XA03-046	GTB048*							
12J001-008	050	12XA03-041	XAK147							
12XAC1-043	051	12XA01-057	ITK203							
	052									
	053									
	054									
	055	12XA03-048	GTB049*							
12J001-007	056	12XA03-056	XAK146							

SECTION II A(3). LOGIC CONTROL UNIT CARD CAGE NO. 2 WIRE LIT

COMPONENT 12XA01-		CONNECTOR (LOGIC CARD NO. 11)									
FROM	PIN	TO	SIGNAL	1	2	3	COLOR	GROUP	ROUTE	REMARKS	NOTE
12XA01-051	057	12XA01-063	17X203								
	058										
	059										
	060										
	061	12XA03-050	0F9050*								
12JC01-006	062	12XA03-059	XAX145								
12XA01-057	063	12XA04-007	17X203								
	064										
	065										
	066										
	067	12XA03-052	CT0051*								
12JC01-005	068	12XA03-062	XAX144								
	069	12XA01-075	17X204								
	070										
	071										
	072										
	073	12XA03-054	CT0052*								
12JC01-004	074	12XA03-065	XAX143								
12XAC1-069	075	12XA01-081	17X204								
	076										
	077										
	078										
	079	12XA03-092	CT0053*								
12JC01-003	080	12XA03-068	XAX142 A								
12XA01-075	081	12XA01-087	17X204								
	082										
	083										
	084										

SECTION II A(3) LOGIC CONTROL UNIT CARD CAGE NO. 2 WIRE LIST

COMPONENT 12HA01-		CONNECTOR (LOGIC CARD NO. 11)								
FIELD	PIN	TO	SIGNAL	RES	W	COLOR	GROUP	ROUTE	REMARKS	NOTE
	085	12HA03-094	GT80540							
12JC01-002	086	12HA03-071	XAK141	A						
12HA01-081	087	12HA01-093	ITX204							
	088									
	089									
	090									
	091	12HA03-096	GT80550							
12JC01-001	092	12HA03-074	XAK140	A						
12HA01-087	093	12HA01-099	ITX204							
	094									
	095									
	096									
	097	12HA03-098	GT80560							
12JC01-065	098	12HA03-077	XAK139	A						
12HA01-093	099	12HA02-009	ITX204							
	100									
	101									
	102									
	103									
	104									
	105									
	106									

SECTION II A(3). LOGIC CONTROL UNIT CARD CAGE NO. 2 WIRE LIST

COMPONENT 12XA02-		CONNECTOR LOGIC CARD NO. 111											
FROM	PIN	TO	SIGNAL	Dist	A	C	V	0	COLOR	GROUP	ROUTE	REMARKS	NOTE
	001	12XA02-003	GRD252									KEY	
	002	12XA02-004	GRD252									KEY	
12XA02-001	003		GRD252									GRD	
12XA02-002	004		GRD252									GRD	
	005											+5VDC	
	006											+5VDC	
	007	12XA03-100	CTB057*										
12J001-064	008	12XA03-08C	XAK136										
12XA01-099	009	12XA02-015	ITX204										
	010												
	011												
	012												
	013	12XA03-102	CTB058*										
12J001-063	014	12XA03-083	XAK137										
12XA02-005	015	12XA02-021	ITX204										
	016												
	017												
	018												
	019	12XA04-054	CTB059*										
12J001-062	020	12XA03-086	XAK138										
12XA02-015	021	12XA04-009	ITX204										
	022												
	023												
	024												
	025	12XA04-014	CTB060*										
12J001-054	026	12XA07-008	XAK135										
	027	12XA02-033	ITX205										
	028												

SECTION II A(3). LOGIC CONTROL UNIT CARD CAGE NO. 2 WIRE LIST

COMPONENT 12XA02-		CONNECTOR (LOGIC CARD NO. 11)								
FROM	PIN	TO	SIGNAL	SEC	C	COLOR	GROUP	ROUTE	REMARKS	NOTE
	029									
	030									
	031	12XA04-016	CTB061*							
12JC01-053	032	12XA07-011	XAX134							
12XA02-027	033	12XA02-C50	ITX205							
	034									
	035									
	036									
	037	12XA04-018	CTB062*							
12JC01-052	038	12XA07-014	XAX133							
12XA02-033	039	12XA02-045	ITX205							
	040									
	041									
	042									
	043	12XA04-044	CTB063*							
12JC01-051	044	12XA07-017	XAX132							
12XA02-039	045	12XA02-C51	ITX205							
	046									
	047									
	048									
	049	12XA04-046	CTB064*							
12JC01-050	050	12XA07-C20	XAX131							
12XA02-045	051	12XA02-C57	ITX205							
	052									
	053									
	054									
	055	12XA04-C48	CTB065*							
12JC01-049	056	12XA07-C73	XAX130							

SECTION II A(3) LOGIC CONTROL CARD CAGE NO. 2 WIRE LIST

COMPONENT 12XA02-		CONNECTOR (LOGIC CARD NO. 11)								
FROM	PIN	TO	SIGNAL	NO.	Y.	COLG	GROUP	ROUTE	REMARKS	NOTE
12XA02-051	057	12XA02-060	17X205							
	058									
	059									
	060									
	061	12XA04-050	CTB066*							
12JC01-048	062	12XA07-C26	XAX129							
12XA07-057	063	12XA02-069	17X205							
	064									
	065									
	066									
	067	12XA04-052	GTB067*							
12JC01-047	068	12XA04-077	XAX128							
12XA02-063	069	12XA02-075	17X205							
	070									
	071									
	072									
	073	12XA03-C09	CTB068*							
12JC01-046	074	12XA04-C71	XAX127							
12XA02-069	075	12XA04-011	17X205							
	076									
	077									
	078									
	079	12XA30-012	CTR001							
	080	12XA03-019	ATB101*							
	081									
	082									
	083									
	084									

SECTION II A(3). LOGIC CONTROL UNIT CARD CAGE NO. 2 WIRE LIST

COMPONENT 12XA03-		CONNECTOR (LOGIC CARD NO. 11)									
FROM	PIN	TO	SIGNAL	DIR	1	2	COLOR	GROUP	ROUTE	REMARKS	NOTE
	085	12XA30-011	CT8002								
	086	12XA03-022	AT8102*								
	087										
	088										
	089										
	090										
	091	12XA30-010	CT8003								
	092	12XA03-025	AT8103*								
	093										
	094										
	095										
	096										
	097	12XA30-009	CT8004								
	098	12XA03-028	AT8104*								
	099										
	100										
	101										
	102										
	103										
	104										
	105										
	106										

SECTION II A(3). LOGIC CONTROL UNIT CARD CAGE NO. 2 WIRE LIST

COMPONENT 12XA03-		CONNECTOR (LOGIC CARD NO. 2)										
FROM	PIN	TO	SIGNAL	REF	A	V	W	COLOR	GROUP	ROUTE	REMARKS	NOTE
	001										CAD	
	002										CRC	
	003										KEY	
	004											
	005										+5VDC	
	006										+5VDC	
	007	12J002-189	ITB141									
12XA01-007	008	12XA29-012	CTB041*									
	009	12J002-188	ITB142									
12XA01-013	010	12XA29-011	CTB042*									
	011	12J002-187	ITB143									
12XA01-019	012	12XA29-010	CTB043*									
	013	12J002-186	ITB144									
12XA01-025	014	12XA29-009	CTB044*									
	015	12J002-185	ITB145									
12XA01-031	016	12XA29-008	CTB045*									
	017	12J002-184	ITB146									
12XA01-037	018	12XA29-007	CTB046*									
12XA02-080	019		ATB101*									
12XA01-008	020	12XA09-068	XAX154									
	021	12XA03-C24	BTB30C									
12XA02-086	022		ATB102*									
12XA01-014	023	12XA09-074	XAX153									
12XA03-021	024	12XA03-C27	BTB30C									
12XA01-052	025		ATB103*									
12XA01-020	026	12XA09-080	XAX152									
12XA03-024	027	12XA03-C30	PTB30C									
12XA02-098	028		ATB104*									

SECTION II A(3). LOGIC CONTROL UNIT CARD CAGE NO. 2 WIRE LIST

COMPONENT 12XA03-		CONNECTOR LOGIC CARD NO. 21								
FROM	PIN	TO	SIGNAL	DES	COLON	GROUP	ROUTE	REMARKS	NOTE	
12XA01-026	029	12XA09-C08	BAR151							
12XA03-027	030	12XA03-033	PTB300							
	031	12XA05-008	ATB105*							
12XA01-032	032	12XA09-C14	BAR150							
12XA03-030	033	12XA03-036	PTB300							
	034	12XA05-014	ATB106*							
12XA01-038	035	12XA09-C20	BAR149							
12XA03-033	036	12XA03-C39	PTB300							
	037	12XA05-020	ATB101*							
12XA01-044	038	12XA09-026	BAR148							
12XA03-036	039	12XA03-042	PTB300							
	040	12XA05-C26	ATB108*							
12XA01-050	041	12XA09-C32	BAR147							
12XA03-039	042	12XA03-057	PTB300							
	043	12J002-183	ITB147							
12XA01-043	044	12XA29-C28	CTB047*							
	045	12J002-182	ITB148							
12XA01-049	046	12XA29-027	CTB048*							
	047	12J002-181	ITB149							
12XA01-055	048	12XA29-026	CTB049*							
	049	12J002-180	ITB150							
12XA01-061	050	12XA29-025	CTB050*							
	051	12J002-179	ITB151							
12XA01-067	052	12XA29-024	CTB051*							
	053	12J002-178	ITB152							
12XA01-073	054	12XA29-C23	CTB052*							
	055	12XA05-032	ATB109*							
12XA01-051	056	12XA09-C38	BAR146							

SECTION II A(3). LOGIC CONTROL UNIT CARD CAGE NO. 2 WIRE LIST

COMPONENT 12XA03-		CONNECTOR (LOGIC CARD NO. 2)								
FROM	PIN	TO	SIGNAL	WIRE NO.	COLOR	GROUP	ROUTE	REMARKS	NOTE	
12XA03-042	057	12XA03-060	ATB110*							
	058	12XA05-C36	ATB110*							
12XA01-062	059	12XA09-044	KAX145							
12XA03-057	060	12XA04-019	ATB300							
	061	12XA05-044	ATB111*							
12XA01-069	062	12XA09-050	KAX144							
	063	12XA03-066	ATB301							
	064	12XA05-050	ATB112*							
12XA01-074	065	12XA09-056	KAX143							
12XA03-063	066	12XA03-069	ATB301							
	067	12XA05-056	ATB113*							
12XA01-080	068	12XA09-062	KAX142							
12XA03-066	069	12XA03-072	ATB301							
	070	12XA05-062	ATB114*							
12XA01-086	071	12XA08-008	KAX141							
12XA03-069	072	12XA03-075	ATB301							
	073	12XA05-068	ATB115*							
12XA01-092	074	12XA08-014	KAX140							
12XA03-072	075	12XA03-078	ATB301							
	076	12XA05-074	ATB116*							
12XA01-098	077	12XA08-020	KAX139							
12XA03-075	078	12XA03-081	ATB301							
	079	12XA05-080	ATB117*							
12XA02-008	080	12XA08-026	KAX138							
12XA03-078	081	12XA03-084	ATB301							
	082	12XA05-086	ATB118*							
12XA02-014	083	12XA08-C32	KAX137							
12XA03-081	084	12XA03-087	ATB301							

SECTION II A(3). LOGIC CONTROL UNIT CARD CAGE NO. 2 WIRE LIST

COMPONENT 12XA03-		CONNECTOR (LOGIC CARD NO. 2)								
FROM	PIN	TO	SIGNAL	SEB	Y	CLDR	GROUP	ROUTE	REMARKS	NOTE
	085	12XA05-052	ATB119*							
12XA02-020	086	12XA08-038	XAX13*							
12XA05-084	087	12 A74-023	BTB301							
	088	C2-140	ATB168							
12XA02-073	089	12XA29-073	GTB066*							
	090									
	091	12J002-177	ITB153							
12XA01-079	092	12XA29-044	GTB053*							
	093	12J002-176	ITB154							
12XA01-085	094	12XA29-043	GTB054*							
	095	12J002-175	ITB155							
12XA01-091	096	12XA29-042	GTB055*							
	097	12J002-174	ITB156							
12XA01-097	098	12XA29-041	GTB056*							
	099	12J002-142	ITB157							
12XA02-007	100	12XA29-040	GTB057*							
	101	12J002-141	ITB158							
12XA02-013	102	12XA29-039	GTB058*							
	103								KEY	
	104									
	105									
	106									

SECTION II A(3). LOGIC CONTROL UNIT CARD CAGE NO. 2 WIRE LIST

COMPONENT 12XA04-		CONNECTOR (LOGIC CARE NO. 3)								
FROM	PIN	TO	SIGNAL	SEC	Y	COLOR	GROUP	ROUTE	REMARKS	NOTE
	001								GRD	
	002								GRD	
	003								KEY	
	004									
	005								+5VDC	
	006								+5VDC	
12XA01-063	007		1TX203							
	008	12XA04-C10	1TX303*							
12XA02-071	009		1TX204							
12XA04-008	010	12XA04-C12	1TX303*							
12XA02-075	011	12J001-163	1TX205							
12XA04-010	012	12XA16-049	1TX303*							
	013	12J002-139	1TB160							
12XA02-025	014	12XA29-059	CTB060*							
	015	12J002-155	1TB161							
12XA02-03	016	12XA29-058	CTB061*							
	017	12J002-154	1TP162							
12XA02-037	018	12XA29-057	CTB062*							
12XA03-060	019		BTB300							
	020	12XA04-C24	BTB210*							
	021									
	022									
12XA03-087	023		BTB301							
12XA04-020	024	12XA04-C26	BTB210*							
	025	12XA04-081	BTB302							
12XA04-024	026	12XA04-061	BTB210*							
	027									
	028									

SECTION II A(3). LOGIC CONTROL UNIT CARD CAGE NO. 2 WIRE LIST

COMPONENT 12XA04-		CONNECTOR (LOGIC CARD NO. 3)									
FROM	PIN	TO	SIGNAL	SEG	A	Y	COLOR	GROUP	ROUTE	REMARKS	NOTE
	029										
	030										
	031	12XA04-062	CTB200								
	032	12J002-242	APA053*								
	033	12J002-241	APA054*								
	034										
	035	12XA13-088	ATB203*								
	036	12XA21-C75	AVR102*								
	037	12XA04-084	CTP203								
	038	12XA13-C76	ATP103*								
	039	12XA07-C35	KPA061*								
	040										
	041	12XA09-C87	ITW103*								
	042										
	043	12J002-153	ITB163								
12XA02-043	044	12XA29-C56	CTB063*								
	045	12J002-152	ITB164								
12XA02-049	046	12XA29-055	CTB064*								
	047	12J002-151	ITB165								
12XA02-055	048	12XA29-C76	CTB065*								
	049	12J002-150	ITB166								
12XA02-061	050	12XA29-075	CTB066*								
	051	12J002-149	ITB167								
12XA02-067	052	12XA29-C74	CTB067*								
	053	12J002-140	ITB159								
12XA02-019	054	12XA29-C6C	CTB059*								
	055	12XA16-C50	BTX203								
	056	12XA13-094	ATX163*								

SECTION II A(3). LOGIC CONTROL UNIT CARD CAGE NO. 2 WIRE LIST

COMPONENT 12XA04-		CONNECTOR (LOGIC CARD NO. 3)										
FROM	PIN	TO	SIGNAL	RED	ORANGE	YELLOW	GREEN	BLUE	GROUP	ROUTE	REMARKS	NOTE
	057	12XA21-078	AYR1070									
	058											
	059	12XA16-052	BTW203									
	060	12XA12-028	ATW1030									
12XA04-026	061		BTB2100									
12XA04-031	062		CTB200									
	063											
	064											
	065	12XA21-086	AYR1000									
	066											
	067	12XA16-008	CTW1150									
	068	12XA04-074	ATW113									
	069	12XA04-075	APF361									
	070											
12XA02-074	071	12XA04-080	XAX127									
	072											
	073	12XA10-015	CTW1140									
12XA04-069	074	12XA04-092	ATW113									
12XA04-069	075	12XA12-060	APF361									
	076											
12XA02-068	077	12XA07-029	XAX126									
	078											
	079	12XA06-050	BTB1280									
12XA04-071	080	12XA07-093	XAX127									
12XA04-025	081	12XA07-009	BTB302									
	082											
	083	12XA04-086	BTB3030									
12XA04-037	084		CTP203									

SECTION II A(3). LOGIC CONTROL UNIT CARD CAGE NO. 2 WIRE LIST

COMPONENT 12XA04-		CONNECTOR (LOGIC CARD NO. 3)										
FROM	PIN	TO	SIGNAL	SIG.	A	C	Y.	COLOR	GROUP	ROUTE	REMARKS	NOTE
	085	12XA08-009	8TP463									
12XA04-083	086	12XA08-098	8TP303*									
	087											
	088											
	089											
	090											
	091	12XA10-009	CTW114*									
12XA04-074	092	12XA13-100	ATW113									
	093	12XA12-076	ATW112*									
	094											
	095	12XA10-007	XKX221*									
	096											
	097	12XA25-060	CVPO22*									
	098	12XA25-067	AVPO12									
	099	12XA12-021	GT399*									
	099	12XA25-097	GT399*									
	100											
	101											
	102											
	103											
	104											
	105											
	106											

KEY

SECTION II A(3). LOGIC CONTROL UNIT CARD CAGE NO. 2 WIRE LIST

COMPONENT 12XA05-		CONNECTOR (LOGIC CARD NO. 111)									
FROM	PIN	TO	SIGNAL	RES	W	Y	COLOR	GROUP	ROUTE	REMARKS	NOTE
	001	12XA05-C03	GRD255	A							
	002	12XA05-004	GRD255	E							
12XA05-001	003		GRD255	A							GRD
12XA05-002	004		GRD255	F							GRD
	005										+5VDC
	006										+5VDC
	007	12XA30-008	CTB005								
12XA03-031	008		ATB105*								
	009										
	010										
	011										
	012										
	013	12XA30-C07	CTB006								
12XA03-034	014		ATB106*								
	015										
	016										
	017										
	018										
	019	12XA30-028	CTB007								
12XA03-037	020		ATB107*								
	021										
	022										
	023										
	024										
	025	12XA30-C27	CTB008								
12XA03-040	026		ATB108*								
	027										
	028										

SECTION II A(3). LOGIC CONTROL UNIT CARD CAGE NO. 2 WIRE LIST

COMPONENT 12XA05-		CONNECTOR (LOGIC CARD NO. 11)									
FROM	PIN	TO	SIGNAL	SEC	4	7	COLOR	GROUP	ROUTE	REMARKS	NOTE
	029										
	030										
	031	12XA30-026	CTB009								
12XA03-055	032		ATB109*								
	033										
	034										
	035										
	036										
	037	12XA30-025	CTB010								
12XA03-058	038		ATB110*								
	039										
	040										
	041										
	042										
	043	12XA30-024	CTB011								
12XA03-061	044		ATB111*								
	045										
	046										
	047										
	048										
	049	12XA30-023	CTB012								
12XA03-064	050		ATB112*								
	051										
	052										
	053										
	054										
	055	12XA30-044	CTB013								
12XA03-067	056		ATB113*								

SECTION II A(3). LOGIC CONTROL UNIT CARD CAGE NO. 2 WIRE LIST

COMPONENT 12XA05-		CONNECTOR (LOGIC CARD NO. 111)								
FROM	PIN	TO	SIGNAL	DIR	W	COLOR	GROUP	ROUTE	REMARKS	NOTE
	057									
	058									
	059									
	060									
	061	12XA30-043	CTB014							
12XA03-070	062		ATB1140							
	063									
	064									
	065									
	066									
	067	12XA30-042	CTB015							
12XA03-073	068		ATB1150							
	069									
	070									
	071									
	072									
	073	12XA30-041	CTB016							
12XA03-076	074		ATB1160							
	075									
	076									
	077									
	078									
	079	12XA30-040	CTB017							
12XA03-079	080		ATB1170							
	081									
	082									
	083									
	084									

SECTION II A(3) LOGIC CONTROL UNIT CARD CAGE NO. 2 WIRE LIST

COMPONENT 12XA05-		CONNECTOR (LOGIC CARD NO. 11)								
FROM	PIN	TO	SIGNAL	NO.	NO.	COLOR	GROUP	ROUTE	REMARKS	NOTE
	085	12XA30-039	GTB018							
12XAG3-082	086		ATB118*							
	087									
	088									
	089									
	090									
	091	12XA30-040	CTB019							
12XA03-085	092		ATB119*							
	093									
	094									
	095									
	096									
	097	12XA30-059	CTB020							
	098	12XA07-007	ATB120*							
	099									
	100									
	101									
	102									
	103									
	104									
	105									
	106									

SECTION II A(3) LOGIC CONTROL UNIT CARD CAGE NO. 2 WIRE LIST

COMPONENT 12XA06-		CONNECTOR (LOGIC CARD NO. 11)								
FROM	PIN	TO	SIGNAL	SIZE	POS.	COLOR	GROUP	ROUTE	REMARKS	NOTE
	001	12XA06-C03	GRD256	A					KEY	
	002	12XA06-C04	GRD256	B					KEY	
12XA06-001	003		GRD256	A					GRD	
12XA06-002	004		GRD256	B					GRD	
	005								+5VDC	
	006								+5VDC	
	007	12XA30-C58	CTB021							
	008	12XA07-C10	ATB121*							
	009									
	010									
	011									
	012									
	013	12XA30-C57	CTB022							
	014	12XA07-C13	ATB122*							
	015									
	016									
	017									
	018									
	019	12XA30-C56	CTB023							
	020	12XA07-C15	ATB123*							
	021									
	022									
	023									
	024									
	025	12XA30-C55	CTB024							
	026	12XA07-C19	ATB124*							
	027									
	028									

SECTION II A(3). LOGIC CONTROL UNIT CARD CAGE NO. 2 WIRE LIST

COMPONENT 12XA06-		CONNECTOR (LOGIC CARD NO. 11)										
FROM	PIN	TO	SIGNAL	SIG	Q	V	W	COLOR	GROUP	ROUTE	REMARKS	NOTE
	029											
	030											
	031	12XA30-076	CTB025									
	032	12XA07-C22	ATB125*									
	033											
	034											
	035											
	036											
	037	12XA30-075	CTB02e									
	038	12XA07-025	ATB126*									
	039											
	040											
	041											
	042											
	043	12XA30-C74	CTB027									
	044	12XA07-028	ATB127*									
	045											
	046											
	047											
	048											
	049	12XA30-073	CTB028									
12XA04-G79	050		ATB128*									
	051											
	052											
	053											
	054											
	055	12XA11-C48										
	056											

SECTION II A(3) LOGIC CONTROL UNIT CARD CAGE NO. 2 WIRE LIST

COMPONENT 12XA06-		CONNECTOR (LOGIC CARE NO. 111)									
FROM	PIN	TO	SIGNAL	RES	A	Y	COLOR	GROUP	ROUTE	REMARKS	NOTE
	057	12XA11-C03	CTC1140								
	058										
	059										
	060										
	061										
	062										
	063										
	064										
	065										
	066										
	067										
	068										
	069										
	070										
	071										
	072										
	073										
	074										
	075										
	076										
	077										
	078										
	079										
	080										
	081										
	082										
	083										
	084										

SECTION II A(3). LOGIC CONTROL UNIT CARD CAGE NO. 2 WIRE LIST

COMPONENT 12XA06-		CONNECTOR (LOGIC CARD NO. 11)									
FROM	PIN	TO	SIGNAL	REG	SEC	TYPE	COLOR	GROUP	ROUTE	REMARKS	NOTE
	085										
	086										
	087										
	088										
	089										
	090										
	091	12XA17-054	CTW150								
	092	12XA11-C71	KPV011*								
	093										
	094										
	095										
	096	12XA13-097	ATW102*								
	097	12XA25-C53	CVT016								
	098										
	099										
	100										
	101	12XA10-023	CVT011*								
	102	12XA19-C60	SVT002*								
	103										
	104										
	105										
	106										

SECTION II A(3). LOGIC CONTROL UNIT CARD CAGE NO. 2 WIRE LIST

COMPONENT 12XA07-		CONNECTOR (LOGIC CARD NO. 1)								
FROM	PIN	TO	SIGNAL	SIG	Y	COLOR	GROUP	ROUTE	REMARKS	NOTE
	001								GRD	
	002								GRD	
	003								KEY	
	004								KEY	
	005								+5VDC	
	006								+5VDC	
12XA05-098	007								ATB120*	
12XA02-026	008	12XA07-052	XAX135							
12XA04-081	009	12XA07-C12	BTB302							
12XA06-008	010								ATB121*	
12XA02-032	011	12XA07-C44	XAX134							
12XA07-009	012	12XA07-015	BTB302							
12XA06-014	013								ATB122*	
12XA02-038	014	12XA07-C50	XAX133							
12XA07-012	015	12XA07-C18	BTB302							
12XA06-020	016								ATB123*	
12XA02-044	017	12XA07-C56	XAX132							
12XA07-019	018	12XA07-C21	BTB302							
12XA06-026	019								ATB124*	
12XA02-050	020	12XA07-068	XAX131							
12XA07-018	021	12XA07-C24	BTB302							
12XA06-032	022								ATB125*	
12XA02-056	023	12XA07-074	XAX130							
12XA07-021	024	12XA07-C27	BTB302							
12XA06-038	025								ATB126*	
12XA02-062	026	12XA07-C80	XAX129							
12XA07-024	027	12XA07-C30	BTB302							
12XA06-044	028								ATB127*	

SECTION II A(3). LOGIC CONTROL UNIT CARD CAGE NO. 2 WIRE LIST

COMPONENT 12XA07-		CONNECTOR (LOGIC CARD NO. 1)									
FROM	Pin	TO	SIGNAL	SIG	1	2	COLOR	GROUP	ROUTE	REMARKS	NOTE
12XA04-077	029	12XA07-C06	XAX128								
12XA07-027	030	12J001-162	5TB302								
	031	12XA07-036	ATM303*								
12XA07-008	032	12XA08-C44	XAX135								
	033	12XA07-045	ATM203								
	034	12XA07-038	ATM403								
12XA04-039	035	12XA07-096	KMA061*								
12XA07-031	036		ATM303*								
	037	12XAC7-040	XTM000*								
12XA07-034	038	12XA07-041	ATM403								
	039										
12XA07-037	040	12J001-117	XTM000*								
12XA07-038	041		ATM403								
	042										
	043	12XA07-046	XTM001*								
12XA07-011	044	12XA07-C47	XAX134								
12XA07-033	045	12XA07-C48	ATM203								
12XA07-043	046	12J001-116	XTM001*								
12XA07-044	047	12XA08-C50	XAX134								
12XA07-045	048	12XA07-C51	ATM203								
	049	12XA07-C52	XTM002*								
12XA07-014	050	12XA07-053	XAX133								
12XA07-048	051	12XA07-C54	ATM203								
12XA07-049	052	12J001-C85	XTM002*								
12XA07-050	053	12XA08-C56	XAX133								
12XA07-051	054	12XA07-C57	ATM203								
	055	12XA07-C58	XTM003*								
12XA07-017	056	12XA07-C59	XAX132								

SECTION II A(3). LOGIC CONTROL UNIT CARD CAGE NO. 2 WIRE LIST

COMPONENT 12XA07-			CONNECTOR (LOGIC CARD NO. 1)							
FROM	PIN	TO	SIGNAL	RES	W	COLOR	GROUP	ROUTE	REMARKS	NOTE
12XA07-054	057	12XA07-060	ATM203							
12XA07-055	058	12J001-084	XTM003*							
12XA07-056	059	12XA08-062	XAX132							
12XA07-057	060	12XA07-061	ATM203							
12XA07-060	061	12XA07-069	ATM203							
	062	12XA07-065	ATM103*							
	063	12XA07-066	AVR101*							
	064	12XA07-072	ATM204							
12XA07-062	065	12XA13-082	ATM103*							
12XA07-063	066	12XA21-083	AVR101*							
	067	12XA07-070	XTM004*							
12XA07-020	068	12XA07-071	XAX131							
12XA07-061	069	12J001-161	ATM203							
12XA07-067	070	12J001-083	XTM004*							
12XA07-068	071	12XA08-068	XAX131							
12XA07-064	072	12XA07-075	ATM204							
	073	12XA07-076	XTM005*							
12XA07-023	074	12XA07-077	XAX130							
12XA07-072	075	12XA07-078	ATM204							
12XA07-073	076	12J001-082	XTM005*							
12XA07-074	077	12XA08-074	XAX130							
12XA07-075	078	12XA07-081	ATM204							
	079	12XA07-082	XTM006*							
12XA07-026	080	12XA07-083	XAX129							
12XA07-078	081	12XA07-084	ATM204							
12XA07-079	082	12J001-081	XTM006*							
12XA07-080	083	12XA08-080	XAX129							
12XA07-081	084	12XA07-087	ATM204							

SECTION II A(3) LOGIC CONTROL UNIT CARD CAGE NO. 2 WIRE LIST

COMPONENT 12XA07-		CONNECTOR (LOGIC CAGE NO. 1)											
FROM	PIN	TO	SIGNAL	SEG	A	C	V	W	COLOR	GROUP	ROUTE	REMARKS	NOTE
	085	12XA07-088	ATW007*										
12XA07-029	086	12XA07-089	XAX128										
12XA07-084	087	12XA07-090	ATW204										
12XA07-085	088	12J001-080	XTW007*										
12XA07-086	089	12XA08-086	XAX128										
12XA07-087	090	12XA07-092	ATW204										
	091	12XA07-095	ATW304*										
12XA07-090	092		ATW204										
12XA04-080	093	12XA08-092	XAX127										
	094	12XA07-098	ATW404										
12XA07-091	095		ATW304*										
12XA07-035	096	12J002-245	KPA061*										
	097	12XA07-100	XTW008*										
12XA07-094	098	12XA07-101	ATW404										
	099												
12XA07-097	100	12J001-079	XTW008*										
12XA07-098	101		ATW404										
	102												
	103												
	104												
	105												
	106												

SECTION II A(3). LOGIC CONTROL UNIT CARD CAGE NO.2 WIRE LIST

COMPONENT 12XA00-		CONNECTOR (LOGIC CARD NO. 1)										
FROM	PIN	TO	SIGNAL	SIZE	A	V	2	COLOR	GROUP	ROUTE	REMARKS	NOTE
	001										GRD	
	002										GRD	
	003										KEY	
	004										KEY	
	005										+5VDC	
	006										+5VDC	
	007	12XA00-C10	XTP001*									
12XA03-071	008	12XA00-C11	XAX141									
12XA04-085	009	12XA00-C12	BTP403									
12XA00-007	010	12J001-189	XTP001*									
12XA00-008	011	12XA20-C42	XAX141									
12XA00-009	012	12XA00-C15	BTP403									
	013	12XA00-C16	XTP002*									
12XA03-074	014	12XA00-C17	XAX140									
12XA00-012	015	12XA00-C18	BTP403									
12XA00-013	016	12J001-188	XTP002*									
12XA00-014	017	12XA20-C43	XAX140									
12XA00-015	018	12XA00-C21	BTP403									
	019	12XA00-C22	XTP003*									
12XA03-077	020	12XA00-C23	XAX139									
12XA00-018	021	12XA00-C24	BTP403									
12XA00-019	022	12J001-187	XTP003*									
12XA00-020	023	12XA20-C44	XAX139									
12XA00-021	024	12XA00-C27	BTP403									
	025	12XA00-C28	XTP004*									
12XA03-080	026	12XA00-C29	XAX139									
12XA00-024	027	12XA00-C30	BTP403									
12XA00-025	028	12J001-186	XTP004*									

SECTION II A(3). LOGIC CONTROL UNIT CARD CAGE NO. 2 WIRE LIST

COMPONENT 12XA00-		CONNECTOR (LOGIC CARD NO. 1)									
FROM	PIN	TO	SIGNAL	SEC	W	V	COLOR	GROUP	ROUTE	REMARKS	NOTE
12XA00-026	029	12XA20-023	XAX130	A							
12XA00-027	030	12XA00-033	ATP403								
	031	12XA00-034	XTP0050								
12XA00-033	032	12XA00-035	XAX137	A							
12XA00-030	033	12XA00-036	ATP403								
12XA00-031	034	12J001-105	XTP0050								
12XA00-032	035	12XA23-071	XAX137	A							
12XA00-033	036		ATP403								
	037	12XA00-040	XTP0060								
12XA00-034	038	12XA00-041	XAX136	A							
	039	12XA00-042	ATP404								
12XA00-037	040	12J001-104	XTP0060								
12XA00-038	041	12XA20-025	XAX136	B							
12XA00-039	042	12XA00-045	ATP404								
	043	12XA00-046	XTP0070								
12XA07-032	044	12XA00-047	XAX135	A							
12XA00-042	045	12XA00-048	ATP404								
12XA00-043	046	12J001-103	XTP0070								
12XA00-044	047	12XA23-064	XAX135	B							
12XA00-045	048	12XA00-051	ATP404								
	049	12XA00-052	XTP0080								
12XA07-047	050	12XA00-053	XAX134								
12XA00-040	051	12XA00-054	ATP404								
12XA00-049	052	12J001-102	XTP0080								
12XA00-050	053	12XA23-057	XAX134								
12XA00-051	054	12XA00-057	ATP404								
	055	12XA00-050	XTP0090								
12XA07-053	056	12XA00-059	XAX133								

SECTION II A(3). LOGIC CONTROL UNIT CARD CAGE NO. 2 WIRE LIST

COMPONENT 12XA00-		CONNECTOR (LOGIC CARD NO. 1)									
FROM	PIN	TO	SIGNAL	RED	ORANGE	YELLOW	COLOR	GROUP	ROUTE	REMARKS	NOTE
12XA00-054	057	12XA00-060	ATP404								
12XA00-055	058	12J001-181	XTP0090								
12XA00-054	059	12XA23-050	XAX133								
12XA00-057	060	12XA00-063	ATP404								
	061	12XA00-064	XTP0100								
12XA07-059	062	12XA00-065	XAX132								
12XA00-060	063	12XA00-066	ATP404								
12XA00-061	064	12J001-180	XTP0100								
12XA00-062	065	12XA23-043	XAX132								
12XA00-063	066	12XA00-100	ATP404								
	067	12XA00-070	XTP0110								
12XA07-071	068	12XA00-071	XAX131								
	069	12XA00-072	ATP405								
12XA00-067	070	12J001-179	XTP0110								
12XA00-068	071	12XA23-036	XAX131								
12XA00-069	072	12XA00-075	ATP405								
	073	12XA00-076	XTP0120								
12XA07-077	074	12XA00-077	XAX130								
12XA00-072	075	12XA00-078	ATP405								
12XA00-073	076	12J001-178	XTP0120								
12XA00-074	077	12XA23-029	XAX130								
12XA00-075	078	12XA00-081	ATP405								
	079	12XA00-082	XTP0130								
12XA07-083	080	12XA00-083	XAX129								
12XA00-078	081	12XA00-084	ATP405								
12XA00-079	082	12J001-177	XTP0130								
12XA00-080	083	12XA23-022	XAX129								
12XA00-081	084	12XA00-087	ATP405								

SECTION II A(3). LOGIC CONTROL UNIT CARD CAGE NO. 2 WIRE LIST

COMPONENT 12XA00-		CONNECTOR (LOGIC CARD NO. 1)									
FROM	PIN	TO	SIGNAL	REG	A	V	COLOR	GROUP	ROUTE	REMARKS	NOTE
	085	12XA00-088	XTP0140								
12XA07-089	086	12XA00-089	XAX128								
12XA08-084	087	12XA00-090	ATP405								
12XA08-085	088	12J001-176	XTP0140								
12XA08-086	089	12XA23-015	XAX128								
12XA08-087	090	12XA08-093	ATP405								
	091	12XA08-094	XTP0150								
12XA07-093	092	12XA08-095	XAX127								
12XA08-090	093	12XA08-096	ATP405								
12XA08-091	094	12J001-175	XTP0150								
12XA08-092	095	12XA23-008	XAX127								
12XA08-093	096	12XA08-097	ATP405								
12XA08-094	097		ATP405								
12XA04-086	098	12XA08-101	STP303*								
	099										
12XA08-044	100		ATP404								
12XA08-098	101	12J001-160	STP303*								
	102										
	103										
	104										
	105										
	106										

SECTION II A(3). LOGIC CONTROL UNIT CARD CAGE NO. 2 WIRE LIST

COMPONENT 12XA09-		CONNECTOR (LOGIC CARD NO. 1)									
FROM	PIN	TO	SIGNAL	SEN	A	V	COLOR	GROUP	ROUTE	REMARK	NOTE
	001									GRD	
	002									GRD	
	003									KEY	
	004									KEY	
	005									•5VDC	
	006									•5VDC	
	007	12XA09-010	XTE001*								
12XA03-029	008	12XA09-011	XAX151								
	009	12XA09-012	ATE203								
12XA09-007	010	12J001-152	XTE001*								
12XA09-008	011	12XA28-076	XAX151								
12XA09-009	012	12XA09-015	ATE203								
	013	12XA09-016	XTE002*								
12XA03-032	014	12XA09-017	XAX150								
12XA09-012	015	12XA09-018	ATE203								
12XA09-013	016	12J001-151	XTE002*								
12XA09-014	017	12XA28-055	XAX150								
12XA09-015	018	12XA09-021	ATE203								
	019	12XA09-022	XTE003*								
12XA03-035	020	12XA09-023	XAX149								
12XA09-018	021	12XA09-024	ATE203								
12XA09-019	022	12J001-150	XTE003*								
12XA09-020	023	12XA28-056	XAX149								
12XA09-021	024	12XA09-027	ATE203								
	025	12XA09-028	XTE004*								
12XA03-038	026	12XA09-029	XAX148								
12XA09-024	027	12XA09-030	ATE203								
12XA09-025	028	12J001-149	ATE004*								

SECTION II A(3). LOGIC CONTROL UNIT CARD CAGE NO. 2 WIRE LIST

COMPONENT 12XA09-		CONNECTOR (LOGIC CARD NO. 1)									
FROM	PIN	TO	SIGNAL	SEC	A	Y	COLOR	GROUP	ROUTE	REMARKS	NOTE
12XA09-026	029	12XA28-C57	XAX148								
12XA09-027	030	12XA09-033	ATE203								
	031	12XA09-034	XTE005*								
12XA03-041	032	12XA09-035	XAX147								
12XA09-030	033	12XA09-036	ATE203								
12XA09-031	034	12J001-148	XTE005*								
12XA03-032	035	12XA28-C58	XAX147								
12XA09-033	036	12XA09-035	ATE203								
	037	12XA09-040	XTE005*								
12XA03-056	038	12XA09-041	XAX146								
	039	12XA09-042	ATE203								
12XA09-037	040	12J001-147	XTE001*								
12XA09-038	041	12XA28-059	XAX146								
12XA09-039	042	12XA09-045	ATE203								
	043	12XA09-046	XTE002*								
12XA03-059	044	12XA09-047	XAX145								
12XA09-042	045	12XA09-048	ATE203								
12XA09-043	046	12J001-146	XTE002*								
12XA09-044	047	12XA28-C60	XAX145								
12XA09-045	048	12XA09-051	ATE203								
	049	12XA09-C52	XTE003*								
12XA03-062	050	12XA09-C53	XAX144								
12XA09-049	051	12XA09-054	ATE203								
12XA09-049	052	12J001-145	XTE003*								
12XA09-050	053	12XA28-039	XAX144								
12XA09-051	054	12XA09-C57	ATE203								
	055	12XA09-C58	XTE004*								
12XA03-065	056	12XA09-C59	XAX143								

SECTION II A(3). LOGIC CONTROL UNIT CARD CAGE NO. 2 WIRE LIST

COMPONENT 12XA09-		CONNECTOR (LOGIC CARD NO. 11)									
FROM	PIN	TO	SIGNAL	RED	ORANGE	YELLOW	COLOR	GROUP	ROUTE	REMARKS	NOTE
12XA09-054	057	12XA09-060	ATI203								
12XA09-055	058	12J001-144	XTI0040								
12XA09-059	059	12XA28-040	XAX143								
12XA09-057	060	12XA09-063	ATI203								
	061	12XA09-064	XTI0050								
12XA03-068	062	12XA09-065	XAX142								A
12XA09-060	063	12XA09-066	ATI203								
12XA09-061	064	12J001-143	XTI0050								
12XA09-062	065	12XA28-041	XAX142								B
12XA09-063	066	12XA09-068	ATI203								
	067	12XA09-070	XTA0010								
12XA03-020	068	12XA09-071	XAX154								
	069	12XA09-072	ATA203								
12XA09-067	070	12J001-155	XTA0010								
12XA09-068	071	12XA28-073	XAX154								
12XA09-069	072	12XA09-075	ATA203								
	073	12XA09-076	XTA0020								
12XA03-023	074	12XA09-077	XAX153								
12XA09-072	075	12XA09-078	ATA203								
12XA09-073	076	12J001-154	XTA0020								
12XA09-074	077	12XA28-074	XAX153								
12XA09-075	078	12XA09-081	ATA203								
	079	12XA09-082	XTA0030								
12XA03-026	080	12XA09-083	XAX152								
12XA09-078	081	12XA09-084	ATA203								
12XA09-079	082	12J001-153	XTA0030								
12XA09-080	083	12XA28-075	XAX152								
12XA09-081	084	12XA09-091	ATA203								

SECTION II A(3) LOGIC CONTROL UNIT CARD CAGE NO. 2 WIRE LIST

COMPONENT 12XA09-		CONNECTOR (LOGIC CARD NO. :)									
FROM	PIN	TO	SIGNAL	PER	NO.	Y	COLOR	GROUP	ROUTE	REMARKS	NOTE
12XA09-036	085	12J001-127	ATE203								
	086	12XA13-C64	ATE103*								
12XA04-041	087	12XA09-C90	ITM303*								
12XA09-066	088	12J001-128	AT1203								
	089	12XA13-070	ATE103*								
12XA09-087	090	12XA09-C93	ITM303*								
12XA09-084	091	12J001-129	ATA203								
	092	12XA13-058	ATA103*								
12XA09-090	093	12XA16-C51	ITM303*								
	094	12XA10-C48	ATC102								
	095	12J002-240	AMA115*								
	096	12XA09-095	CTC202*								
	097	12XA10-034	ATC302								
	098	12XA16-C79	BAD131*								
12XA09-096	099	12XA10-033	CTC202*								
	100	12XA11-C34	ATC321								
	101	12XA16-C65	BAD133*								
	102	12XA16-071	CTC221*								
	103										
	104										
	105										
	106										

SECTION II A(3). LOGIC CONTROL UNIT CARD CAGE NO. 2 WIRE LIST

COMPONENT 12XA10-		CONNECTOR (LOGIC CARD NO. 8)									
FROM	PIN	TC	SIGNAL	SEC	1	2	COLOR	GROUP	ROUTE	REMARKS	NOTE
	001									GRD	
	002									GRD	
	003	12XA14-048	RTW125								
	004	12XA20-075	RTW125*								
	005									5VDC	
	006									5VDC	
12XA04-095	007	12XA10-014	XXX221*								
12XA04-067	008		CTW115*								
12XA04-091	009	12XA10-016	CTW114*								
	010	12XA10-011	L6W012								
12XA10-010	011	12XA10-018	U6W012								
	012	12XA14-052	RTW126								
	013	12XA20-077	RTW126*								
12XA10-007	014	12XA10-037	XXX221*								
12XA04-073	015		CTW116*								
12XA10-005	016	12XA13-102	CTW114*								
	017	12XA11-017	AKS211*								
12XA10-011	018	12XA10-074	U6W012								
	019	12XA10-025	KVX085								
	020	12XA15-065	KVX085*								
	021	12XA11-064	AVX017*								
	022	12XA16-053	IVT031*								
12XA06-101	023	12XA15-068	GVTO11*								
12XA10-018	024	12XA10-025	L6W012								
12XA10-024	025	12XA10-028	U6W012								
	026	12XA15-030	KVX095*								
	027	12XA20-073	KVX095								
12XA10-025	028	12XA11-007	L6W012								

SECTION II A(3). LOGIC CONTROL UNIT CARD CAGE NO. 2 WIRE LIST

COMPONENT 12XA10-		CONNECTOR (LOGIC CARD NO. 8)									
FROM	PIN	TO	SIGNAL	SEG	2	3	COLOR	GROUP	ROUTE	REMARKS	NOTE
12XA10-019	029	12XA10-C30	KVX085								
12XA10-029	030	12XA20-C48	KVX085								
	031	12XA27-C83	IVX075*								
	032	12XA15-C29	BVT012								
12XA09-099	033		CTC202*								
12XA09-097	034		ATC302								
	035	12XA16-083	EAD152*								
	036										
12XA10-014	037	12XA11-028	KVX221*								
	038										
	039										
	040										
	041	12XA11-C90	CT6100								
	042	12J002-235	BPA165*								
	043	12J002-234	CPV053*								
	044										
	045	12XA13-C85	ATP202*								
	046	12XA13-C91	ATX102*								
	047	12J002-008	CTC002*								
12XA09-094	048	12XA10-C49	ATC102								
12XA10-048	049	12XA10-C51	ATC102								
	050										
12XA10-049	051	12XA10-C52	ATC102								
12XA10-051	052	12J001-171	ATC102								
	053										
	054										
	055	12J002-CC4	CTC021*								
	056	12XA10-C57	ATC121								

SECTION II A(3). LOGIC CONTROL UNIT CARD CAGE NO. 2 WIRE LIST

COMPONENT 12XA10-		CONNECTOR (LOGIC CARD NO. 01)								
FROM	PIN	TO	SIGNAL	DIS	COL	COLOR	GROUP	WIRE	REMARKS	NOTE
12XA10-056	057	12XA10-C59	ATC121							
	058									
12XA10-057	059	12XA10-060	ATC121							
12XA10-059	060	12XA10-C69	ATC121							
	061	12XA11-C42	ATC322							
	062	12XA17-C59	PA0141*							
	063	12XA10-C74	CTC222*							
	064	12XA10-C98	ATC203							
	065	12XA16-C37	CA0135*							
	066	12XA11-C75	CTC103*							
	067									
	068									
12XA10-060	069	12J001-172	ATC121							
	070	12J002-239	PA155*							
12XA09-102	071	12XA11-033	CTC221*							
	072	12XA10-C90	ATC122							
	073	12J002-238	PA174*							
12XA10-063	074	12XA11-C41	CTC222*							
	075	12XA12-C32	CTL001							
	076	12XA13-C09	ATA101*							
	077	12XA13-C12	ATE101*							
	078									
	079	12XA13-C15	ATI101*							
	080	12XA13-C16	ATP101*							
	081									
	082									
	083	12XA12-035	CTL002							
	084	12XA13-021	ATM101*							

SECTION II A(3). LOGIC CONTROL UNIT CARD CAGE NO. 2 WIRE LIST

COMPONENT 12XA10-		CONNECTOR (LOGIC CARD NO. 8)									
FROM	PIN	TO	SIGNAL	SEG	2	1	COLOR	GROUP	ROUTE	REMARKS	NOTE
	065	12XA13-C24	ATB201*								
	066										
	087	12XA13-C27	ATX101*								
	088	12XA13-C30	ATW101*								
	089	12J001-121	GTC022*								
12XA10-072	090	12XA10-C91	ATC122								
12XA10-090	091	12XA10-C93	ATC122								
	092										
12XA10-091	093	12XA10-C94	ATC122								
12XA10-093	094	12J002-C20	ATC122								
	095									KEY	
	096										
	097	12J002-CC9	GTC003*								
12XA10-094	098	12XA10-C99	ATC203								
12XA10-098	099	12XA10-101	ATC203								
	100										
12XA10-099	101	12XA10-102	ATC203								
12XA10-101	102	12XA11-C76	ATC203								
	103										
	104										
	105										
	106										

SECTION II A(3). LOGIC CONTROL UNIT CARD CAGE NO. 2 WIRE LIST

COMPONENT 12XA11-		CONNECTOR (LOGIC CARD NO. 8)									
FROM	PIN	TO	SIGNAL	SEN	COL	Y	COLOR	GROUP	ROUTE	REMARKS	NOTE
	001									GRD	
	002									GRD	
	003	12XA11-016	KTL401								
	004	12J001-125	KTL401*								
	005									+5VDC	
	006									+5VDC	
12XA1C-028	007	12XA11-C1C	UW012								
	008	12XA12-058	ATL301*								
	009	12XA11-C2C	KTL601								
12XA11-007	010	12XA11-C11	LW012								
12XA11-010	011	12XA11-014	UW012								
12J001-126	012	12XA19-048	KTL501*								
	013	12XA11-022	KTL501								
12XA11-011	014	12XA11-021	UW012								
	015	12XA11-015	KTL601*								
12XA11-003	016	12XA13-C9C	KTL401								
12XA10-017	017	12XA11-C31	AKS211*								
	018	12XA12-040	ATL703*								
12XA11-015	019	12XA12-039	KTL601*								
12XA11-009	020		KTL601								
12XA11-014	021	12XA11-C24	UW012								
12XA11-013	022	12XA11-023	KTL501								
12XA11-022	023		KTL501								
12XA11-021	024	12XA11-C25	UW012								
12XA11-024	025	12XA11-037	UW012								
	026	12XA11-C56	KTC100								
	027	12J002-023	KTC100*								
12XA10-037	028	12XA11-C37	XXX221*								

SECTION II A(3). LOGIC CONTROL UNIT CARD CAGE NO. 2 WIRE LIST

COMPONENT 12XA11-		CONNECTOR (LOGIC CARD NO. 8)								
FROM	PIN	TO	SIGNAL	SIZE	WIRE	COLOR	GROUP	ROUTE	REMARKS	NOTE
	029	12XA15-C76	AAD1170							
	030	12XA12-C66	ATC300							
12XA11-017	031	12XA11-C72	AKS2110							
12XA11-025	032	12XA21-C4C	UW0012							
12XA10-071	033		CTC2210							
12XA09-100	034		ATC321							
	035	12XA16-031	CAD1340							
	036									
12XA11-028	037	12XA11-C45	XXX2210							
	038									
	039									
	040									
12XA10-074	041		CTC2220							
12XA10-061	042		ATC322							
	043	12XA17-019	PAD1420							
	044									
12XA11-037	045	12XA11-C79	XXX2210							
	046									
	047	12J002-006	GTC0140							
12XA06-055	048	12XA11-C49	CTC115							
12XA11-048	049	12XA11-C51	CTC115							
	050									
12XA11-049	051	12XA11-052	CTC115							
12XA11-051	052	12XA27-C59	CTC115							
	053									
	054									
	055	12J002-007	GTC0000							
12XA11-026	056	12XA11-C57	ATC100							

SECTION II A(3). LOGIC CONTROL UNIT CARD CAGE NO. 2 WIRE LIST

ELEMENT 12XA11-		CONNECTOR (LOGIC CARD NO. 01)								
FROM	PIN	TO	SIGNAL	WIRE NO.	WIRE NO.	COLOR	GROUP	ROUTE	REMARKS	NOTE
12XA11-056	057	12XA11-059	KTC100							
	058									
12XA11-057	059	12XA11-060	KTC100							
12XA11-059	060	12XA12-065	KTC100							
	061	12XA14-086	ATC32C							
	062	12XA16-073	CA0137*							
	063	12XA11-070	BTC220*							
12XA10-021	064		AVX017*							
	065	12XA24-051	IVK045*							
	066	12XA19-065	PVT022*							
	067									
	068									
	069	12XA11-092	ATC12C							
12XA11-063	070	12XA14-385	BTC220*							
12XA04-092	071	12J002-233	KPV011*							
12XA11-031	072		ANS211*							
	073	12XA20-070	ANS29*							
	074									
12XA10-066	075	12XA19-024	CTC103*							
12XA10-102	076	12J002-021	ATC203							
	077	12XA16-067	CA0136*							
	078									
12XA11-045	079	12XA11-067	BHX221*							
	080									
	081									
	082									
12XA04-057	083	12XA12-063	CTC114*							
	084	12XA12-061	ATC214							

KEY

SECTION II A(3). LOGIC CONTROL UNIT CARD CAGE NO. 2 WIRE LIST

COMPONENT 12XA11-		CONNECTOR (LOGIC CARD NO. 0)									
FROM	PIN	TO	SIGNAL	DIR	1	2	COLOR	GROUP	ROUTE	REMARKS	NOTE
	085	12XA16-C19	PAC1230								
	086										
12XA11-079	087	12XA12-036	XXX2210								
	088										
	089	12J001-225	GT00000								
12XA16-041	090	12XA11-091	CT0100								
12XA11-090	091	12XA11-093	CT0100								
	092										
12XA11-091	093	12XA11-C94	CT0100								
12XA11-093	094		CT0100								
	095									KEY	
	096										
	097	12JC02-005	GT00200								
12XA11-069	098	12XA11-099	ATC120								
12XA11-098	099	12XA11-101	ATC120								
	100										
12XA11-099	101	12XA11-102	ATC120								
12XA11-101	102	12J002-024	ATC120								
	103										
	104										
	105										
	106										

SECTION II A(3). LOGIC CONTROL UNIT CARD CAGE NO. 2 WIRE LIST

COMPONENT 12XA12-		CONNECTOR (LOGIC CAGE NO. 4)								
FROM	PIN	TO	SIGNAL	SEC	Y	COLOR	GROUP	ROUTE	REMARKS	NOTE
	001								GRD	
	002								GRD	
	003								KEY	
	004									
	005								+5VDC	
	006								+5VDC	
	007	12XA12-020	MA0511							
	008									
	009									
	010									
	011									
	012									
	013									
	014									
	015									
	016	12XA22-C61	GVR0390							
	017	12XA22-C97	GVR0400							
	018	12XA20-033	CA13000							
	019	12XA12-023	AA05210							
12XA12-007	020		MA0511							
12XA04-099	021	12XA12-C42	GRT349							
	022	12XA12-C26	AA0531							
12XA12-019	023		AA05210							
	024	12XA12-C25	AA05410							
12XA12-024	025	12JC02-203	AA05410							
12XA12-022	026		AA0531							
	027	12XA25-C72	GPE1230							
12XA04-040	028		ATW1030							

SECTION II A(3). LOGIC CONTROL UNIT CARD CAGE NO. 2 WIRE LIST

COMPONENT 12XA12-		CONNECTOR (LOGIC CARD NO. 4)									
FROM	PIN	TO	SIGNAL	SEC	4	5	COLOR	GROUP	ROUTE	REMARKS	NOTE
	029	12XA13-C28	ATW001								
	030	12XA13-060	ITL511								
	031	12XA12-C56	ATL1010								
12XA10-075	032		CTL001								
	033										
	034	12XA12-057	ATL1020								
12XA10-083	035		CTL002								
	036										
	037	12XA12-041	ATL603								
12XA11-087	038	12XA14-088	XXX2210								
12XA11-019	039		KTL6010								
12XA11-019	040	12XA13-C33	ATL7030								
12XA12-037	041		ATL603								
12XA12-021	042	12XA14-075	GKT399								
	043	12J001-122	GTA0000								
	044	12XA12-045	ATA100								
12XA12-044	045	12XA12-047	ATA100								
	046										
12XA12-045	047	12XA12-048	ATA100								
12XA12-047	048	12XA12-067	ATA100								
	049	12J001-120	GVE0000								
	050	12XA12-C51	ATE100								
12XA12-050	051	12XA12-C53	ATE100								
	052										
12XA12-051	053	12XA12-054	ATE100								
12XA12-053	054	12XA12-070	ATE100								
12J001-124	055	12XA12-C59	ATL201								
12XA12-031	056		ATL1010								

SECTION II A(3). LOGIC CONTROL CARD CAGE NO. 2 WIRE LIST

COMPONENT 12XA12-		CONNECTOR (LOGIC CARD NO. 4)										
FROM	PIN	TO	SIGNAL	SEC	1	2	3	COLOR	GROUP	ROUTE	REMARKS	NOTE
12XA12-034	057		ATL102°									
12XA11-008	058	12XA19-C5C	ATL301°									
12XA12-055	059	12J002-196	ATL201									
12XA04-075	060	12J001-075	APP361									
12XA11-054	061		ATC274									
	062	12XA16-C55	BAC122°									
12XA11-083	063		CTC114°									
	064	12XA12-083	ATC20C°									
12XA11-060	065		KTC100									
12XA11-03C	066	12XA12-C79	MTC30C									
12XA12-04E	067		ATA100									
	068	12XA13-055	ATA102°									
	069	12XA12-C72	ITW151°									
12XA12-054	070		ATE10C									
	071	12XA13-C61	ATE102°									
12XA12-069	072	12XA12-C75	ITW151°									
	073	12XA12-092	ATI100									
	074	12XA13-C67	ATI102°									
12XA12-072	075	12XA17-053	ITW151°									
12XA04-093	076	12J001-164	ATW112°									
12J002-003	077	12XA29-C72	CU1095									
	078											
12XA12-066	079		MTC30C									
	080											
	081	12J002-237	CHA025°									
	082	12J002-236	CRB032									
2XA12-064	083		ATC20C°									
	084											

SECTION II A(3). LOGIC CONTROL UNIT CARD CAGE NO. 2 WIRE LIST

COMPONENT 12XA12-		CONNECTOR LOGIC CARD NO. 41								
FROM	PIN	TO	SIGNAL	RES	W	COLOR	GROUP	ROUTE	REMARKS	NOTE
	085									
	086									
	087									
	088									
	089									
	090									
	091	12J001-C78	GT1000							
12XA12-073	092	12XA12-093	AT110C							
12XA12-092	093	12XA12-095	AT110C							
	094									
12XA12-093	095	12XA12-C96	AT110C							
12XA12-095	096		AT110C							
	097	12J001-119	GT0000							
	098	12XA12-C99	CTP10C							
12XA12-098	099	12XA12-101	CTP10C							
	100									
12XA12-099	101	12XA12-102	CTP10C							
12XA12-101	102	12XA19-C67	CTP10C							
	103									
	104									
	105									
	106									

KEY

SECTION II A(3). LOGIC CONTROL UNIT CARD CAGE NO. 2 WIRE LIST

COMPONENT 12XA13-		CONNECTOR (LOGIC CARD NO. 1)										
FROM	PIN	TO	SIGNAL	SEC	1	2	3	COLOR	GROUP	ROUTE	REMARKS	NOTE
	001										GRD	
	002										GRD	
	003										KEY	
	004										KEY	
	005										•SVDC	
	006										•SVDC	
	007	12XA13-032	ATA501									
	008	12XA17-025	BA01440									
12XA10-076	009	12XA13-031	ATA1010									
	010	12XA13-035	ATE501									
	011	12XA17-055	BA01450									
12XA10-077	012	12XA13-034	ATE1010									
	013	12XA13-030	ATI501									
	014	12XA16-097	CA01460									
12XA10-079	015	12XA13-037	ATI1010									
	016	12XA13-041	ATP501									
	017	12XA17-023	BA01430									
12XA10-080	018	12XA13-040	ATP1010									
	019	12XA13-044	ATW501									
	020	12XA17-061	BA01470									
12XA10-084	021	12XA13-043	ATW1010									
	022	12XA13-047	ATB501									
	023	12XA17-083	BA01510									
12XA10-085	024	12XA13-046	ATB2010									
	025	12XA13-050	ATX001									
	026	12XA17-085	BA01520									
12XA10-087	027	12XA13-049	ATX1010									
12XA12-029	028	12XA13-053	ATW001									

SECTION II A(3). LOGIC CONTROL UNIT CARD CAGE NO. 2 WIRE LIST

COMPONENT 12XA13-		CONNECTOR (LOGIC CARD NO. 1)												
FROM	PIN	TO	SIGNAL	SEG	A	C	V	Y	0	COLOR	GROUP	ROUTE	REMARKS	NOTE
	029	12XA17-C79	BAD150*											
12XA10-088	030	12XA13-C52	ATW101*											
12XA13-009	031		ATA101*											
12XA13-007	032	12XA13-C56	AVA501											
12XA12-040	033	12XA13-C36	ATL703*											
12XA13-012	034		ATE101*											
12XA13-010	035	12XA13-062	ATE501											
12XA13-033	036	12XA13-039	ATL703*											
12XA13-015	037		ATI101*											
12XA13-013	038	12XA13-068	AT1501											
12XA13-036	039	12XA13-042	ATL703*											
12XA13-018	040		ATP101*											
12XA13-016	041	12XA13-C74	ATP501											
12XA13-039	042	12XA13-045	ATL703*											
12XA13-021	043		ATW101*											
12XA13-019	044	12XA13-C80	ATW501											
12XA13-042	045	12XA13-048	ATL703*											
12XA13-024	046		ATR201*											
12XA13-022	047	12XA13-C86	ATB501											
12XA13-045	048	12XA13-C51	ATL703*											
12XA13-027	049		ATX101*											
12XA13-025	050	12XA13-092	ATX001											
12XA13-048	051	12XA13-C54	ATL703*											
12XA13-030	052		ATW101*											
12XA13-028	053	12XA13-C98	ATW001											
12XA13-051	054		ATL703*											
12XA12-068	055		ATA102*											
12XA13-032	056	12XA13-059	ATA501											5

SECTION II A(3). LOGIC CONTROL UNIT CARD CAGE NO. 2 WIRE LIST

COMPONENT 12XA13-		CONNECTOR (LOGIC CARD NO. 1)								
FROM	PIN	TO	SIGNAL	SEC	Y	COLOR	GROUP	ROUTE	REMARKS	NOTE
	057	12XA13-063	ITL311							
12XA09-092	058		ATA1030							
12XA13-056	059		ATA501							
12XA12-030	060	12XA13-066	ITL511							
12XA12-071	061		ATE1020							
12XA13-035	062	12XA13-065	ATE501							
12XA13-057	063	12XA13-069	ITL311							
12XA09-086	064		ATE1030							
12XA13-062	065		ATE501							
12XA13-060	066	12XA13-072	ITL511							
12XA12-074	067		ATE1020							
12XA13-038	068	12XA13-071	ATE501							
12XA13-063	069	12XA13-075	ITL311							
12XA09-089	070		ATE1030							
12XA13-068	071		ATE501							
12XA13-066	072	12XA13-078	ITL511							
	073	12XA19-068	ATE1020							
12XA13-061	074	12XA13-077	ATE501							
12XA13-069	075	12XA13-081	ITL311							
12XA04-038	076		ATE1030							
12XA13-074	077		ATE501							
12XA13-072	078	12XA13-084	ITL511							
	079	12XA19-075	ATE1020							
12XA13-064	080	12XA13-083	ATE501							
12XA13-075	081	12XA13-087	ITL311							
12XA07-065	082		ATE1030							
12XA13-080	083		ATE501							
12XA13-070	084	12XA13-096	ITL511							

SECTION II A(3). LOGIC CONTROL UNIT CARD CAGE NO. 2 WIRE LIST

COMPONENT 12XA13-		CONNECTOR (LOGIC CARD NO. 1)										
FROM	PIN	TO	SIGNAL	SEC	1	2	3	COLOR	GRUP	ROUTE	REMARKS	NOTE
12XA10-045	085		ATB2020									
12XA13-047	086	12XA13-029	ATB501									
12XA13-081	087	12XA13-093	ITL311									
12XA04-035	088	12J002-101	ATB2030									
12XA13-086	089		ATB501									
12XA11-016	090		ATL401									
12XA10-046	091		ATX1020									
12XA13-050	092	12XA13-C95	ATX001									
12XA13-087	093	12XA13-C99	ITL311									
12XA04-056	094		ATX1030									
12XA13-092	095		ATX001									
12XA13-084	096	12XA19-C47	ITL511									
12XA04-096	097	12XA19-069	ATW1020									
12XA13-053	098		ATW001									
12XA13-093	099	12XA19-049	ITL311									
12XA04-092	100	12XA20-C76	ATW113									
		101	12XA14-C73	CAD1200								
12XA10-016	102		CTW1140									
	103											
	104											
	105											
	106											

SECTION II A(3). LOGIC CONTROL UNIT CARD CAGE NO. 2 WIRE LIST

COMPONENT 12XA14-		CONNECTOR (LOGIC CARD NO. 31)								
FROM	PIN	TO	SIGNAL	SEG	Y	COLOR	GROUP	ROUTE	REMARKS	NOTE
	001								GRD	
	002								GRD	
	003								KEY	
	004									
	005								+5VDC	
	006								+5VDC	
	007	12XA14-074	1A1010							
	008	12XA14-C19	BA1000*							
	009	12XA14-C92	1A1021							
	010	12XA14-023	BA1011*							
	011	12XA15-026	1A1022							
	012	12XA14-C25	BA1012*							
	013	12XA16-C20	1A1023							
	014	12XA14-055	BA1013*							
	015	12XA15-C32	1A1024							
	016	12XA14-C59	BA1014*							
	017	12XA15-035	1A1025							
	018	12XA14-061	BA1015*							
12XA14-008	019		BA1000*							
	020	12XA14-C26	AAA028*							
	021	12XA14-029	AAA027*							
	022	12XA14-028	AAA026*							
12XA14-010	023		BA1011*							
	024	12XA14-C56	1AA128							
12XA14-012	025		BA1012*							
12XA14-020	026	12XA14-C60	AAA028*							
	027	12XA14-C57	1AA127							
12XA14-022	028	12XA14-C30	AAA028*							

SECTION II A(3). LOGIC CONTROL UNIT CARD CAGE NO. 2 WIRE LIST

COMPONENT 12XA14-		CONNECTOR LOGIC CARD NO. 31										
FROM	PIN	TO	SIGNAL	SIG	A	C	Y	COLOR	GROUP	ROUTE	REMARKS	NOTE
12XA14-021	029	12XA14-063	AAA0270									
12XA14-028	030	12XA14-058	3A40260									
	031	12XA15-008	CA12000									
	032	12XA14-068	AAA0250									
	033	12XA14-039	AAA0240									
	034											
	035	12XA14-041	AAA0230									
	036	12XA14-042	IAA122									
	037	12XA16-010	CA12100									
	038	12XA15-044	IAA125									
12XA14-033	039	12XA15-051	AAA0240									
	040											
12XA14-035	041	12XA14-071	AAA0230									
12XA14-036	042	12XA14-072	IAA122									
	043	12XA14-098	IA1026									
	044	12XA14-079	BA10160									
	045	12XA15-041	IA1027									
	046	12XA14-083	PA10170									
	047	12XA14-069	XTW1350									
12XA10-003	048	12XA14-050	XTW125									
12XA14-047	049	12J001-198	XTW1350									
12XA14-048	050		XTW125									
	051	12XA14-053	XTW1360									
12XA10-012	052	12XA14-054	XTW126									
12XA14-051	053	12J001-197	XTW1360									
12XA14-052	054		XTW126									
12XA14-014	055		PA10130									
12XA14-024	056	12XA14-062	IAA128									

SECTION II A(3). LOGIC CONTROL UNIT CARD CAGE NO. 2 WIRE LIST

COMPONENT 12XA14-		CONNECTOR (LOGIC CARD NO. 3)								
FROM	PIN	TO	SIGNAL	RES	COLOR	GROUP	ROUTE	REMARKS	NOTE	
12XA14-027	057	12XA14-061	1AA127							
12XA14-030	058	12J001-C36	AAA0260							
12XA14-016	059		BA10140							
12XA14-026	060	12XA14-C80	AAA0280							
12XA14-010	061		BA10150							
12XA14-056	062	12XA14-084	1AA128							
12XA14-029	063	12XA14-065	AAA0270							
	064	12XA14-066	1AA126							
12XA14-063	065	12J001-C35	AAA0270							
12XA14-064	066	12XA14-062	1AA126							
	067	12XA14-012	CA12200							
12XA14-032	068	12XA15-C09	AAA0250							
	069	12XA15-C10	1AA124							
	070									
12XA14-041	071	12XA15-047	AAA0230							
12XA14-042	072	12XA15-C12	1AA122							
12XA13-101	073		CA01200							
12XA14-007	074	12XA15-C20	1AA1010							
12XA12-042	075	12XA14-C63	6KV399 0							
	076									
	077	12XA14-095	1AA120							
	078									
12XA14-040	079		BA10160							
12XA14-060	080	12J001-C72	AAA0280							
12XA14-057	081	12XA14-089	1AA127							
12XA14-066	082	12XA14-090	1AA126							
12XA14-046	083		BA10170							
12XA14-062	084	12J001-C38	1AA128							

SECTION II A(3). LOGIC CONTROL UNIT CARD CAGE NO. 2 WIRE LIST

COMPONENT 12XA14-		CONNECTOR (LOGIC CARD NO. 3)									
FROM	PIN	TO	SIGNAL	DIS	A	V	COLOR	GROUP	ROUTE	REMARKS	NOTE
12XA11-070	085		BTC220°								
12XA11-061	086		ATC320								
	087	12XA16-091	CAD140°								
12XA12-038	088	12XA19-C11	XXK221°								
12XA14-081	089	12J001-037	IAA127								
12XA14-082	090	12J001-034	IAA126								
	091	12J001-070	CAC121°								
12XA14-009	092	12XA15-C23	IAI021								
12XA14-075	093	12XA14-099	GKT399 A								
	094										
12XA14-077	095	12XA14-101	IAI120								
	096										
	097	12J002-224	CAD126°								
12XA14-043	098	12XA15-038	IAI026								
12XA14-093	099	12XA16-C21	GKT399 B								
	100										
12XA14-095	101	12XA16-C11	IAI120								
	102	12XA16-C72	GAA021°								
	103										
	104									KEY	
	105										
	106										

SECTION II A(3). LOGIC CONTROL UNIT CARD CAGE NO. 2 WIRE LIST

COMPONENT 12XA15-		CONNECTOR (LOGIC CAGE NO. 4)									
FROM	PIN	TO	SIGNAL	WIRE NO.	WIRE NO.	WIRE NO.	COLOR	GROUP	ROUTE	REMARKS	NOTE
	001									GRD	
	002									GRD	
	003									KEY	
	004										
	005									+5VDC	
	006									+5VDC	
	007	12XA16-044	MAI 260*								
	008										
12XA14-068	009	12XA15-C50	AA1025*								
12XA14-069	010	12XA15-C45	IAA124								
	011	12XA15-C53	IAA123								
12XA14-072	012	12XA15-C48	IAA122								
	013										
	014										
	015										
	016										
	017										
	018										
	019	12J002-202	AA0100*								
12XA14-074	020	12XA15-C56	IA1010								
	021	12XA15-024	IA1100								
12J001-020	022	12J002-201	AA0101*								
12XA14-092	023	12XA15-C59	IA1021								
12XA15-021	024	12XA15-C27	IA1100								
	025	12J002-200	AA0102*								
12XA14-011	026	12XA15-C62	IA1022								
12XA15-024	027	12XA15-C33	IA1100								
	028	12XA26-C65	AVT014*								

SECTION II A(3). LOGIC CONTROL UNIT CARD CAGE NO. 2 WIRE LIST

COMPONENT 12XA15-		CONNECTOR (LOGIC CARD NO. 4)								
FROM	PIN	TO	SIGNAL	SEE	WIRE	COLOR	GROUP	ROUTE	REMARKS	NOTE
12XA16-032	029	12XA15-369	0VT012							
12XA10-026	030	12XA19-063	KVK095*							
	031	12J032-199	AA0104*							
12XA14-015	032	12XA16-C24	IAI024							
12XA15-027	033	12XA15-036	IAI100							
	034	12J002-198	AA0105*							
12XA14-017	035	12XA15-071	IAI025							
12XA15-033	036	12XA15-C42	IAI10C							
	037	12XA22-020	AYR010*							
12XA14-098	038	12XA16-068	IAI026							
	039	12XA15-C74	IAA031							
	040	12J001-057	AA0107*							
12XA14-045	041	12XA15-077	IAI027							
12XA15-036	042	12XA16-C67	IAI100							
	043	12XA16-014	GA1230*							
12XA14-038	044	12XA15-081	IAA125							
12XA15-010	045	12XA15-C82	IAA124							
	046									
12XA14-071	047	12XA15-C95	AAA023*							
12XA15-012	048	12XA15-054	IAA122							
	049	12XA16-C16	GA1240*							
12XA15-009	050	12J001-033	AAA025*							
12XA14-039	051	12XA15-093	AAA024*							
	052									
12XA15-011	053	12XA15-C83	IAA123							
12XA15-048	054	12XA15-084	IAA122							
	055	12J002-226	AA0110*							
12XA15-020	056	12XA16-C62	IAI010							

SECTION II A(3). LOGIC CONTROL UNIT CARD CAGE NO. 2 WIRE LIST

COMPONENT 12XA15-		CONNECTOR LOGIC CAGE NO. 41									
FROM	PIN	TO	SIGNAL	WIRE	NO.	Y.	COLOR	GROUP	ROUTE	REMARKS	NOTE
	057	12XA15-060	IAI110								
	058	12J001-103	AA0111*								
12XA15-023	059	12XA16-080	IAI021								
12XA15-057	060	12XA15-063	IAI110								
	061	12J001-071	AA0112*								
12XA15-026	062	12XA16-056	IAI022								
12XA15-060	063	12XA15-072	IAI110								
	064	12XA24-050	AVK010*								
12XA10-020	065		AVK005*								
	066	12XA24-052	CVK035								
	067	12XA16-054	AVT021								
12XA10-023	068	12XA23-090	JVT011*								
12XA15-029	069	12XA19-059	BVT012								
	070	12J002-193	AA0115*								
12XA15-035	071	12XA16-026	IAI025								
12XA15-063	072	12XA15-078	IAI110								
	073	12XA22-044	AVR902*								
12XA15-039	074	12XA24-015	IAA031								
	075	12XA16-047	IAI410								
12XA11-029	076		AA0117*								
12XA15-041	077	12XA16-060	IAI027								
12XA15-072	078	12XA16-009	IAI110								
	079	12XA16-046	PAI270*								
	080										
12XA15-044	081	12XA15-092	IAA125								
12XA15-045	082	12J001-031	IAA124								
12XA15-053	083	12XA19-035	IAA123								
12XA15-054	084	12XA19-036	IAA122								

SECTION II A(3). LOGIC CONTROL UNIT CARD CAGE NO. 2 WIRE LIST

COMPONENT 12XA15-		CONNECTOR (LOGIC CARD NO. 4)								
FROM	PIN	TO	SIGNAL	WIRE	NO.	COLOR	GROUP	ROUTE	REMARKS	NOTE
	005									
	006									
	007									
	008									
	009									
	090									
	091	12XA15-048	GAI310°							
12XA15-001	092	12XA19-C32	IAA125							
12XA15-051	093	12XA19-033	AAA024°							
	094									
12XA15-047	095	12J001-C30	AAA023°							
	096	12XA20-C37	AAA022°							
	097	12J001-118	GTM010°							
	098	12XA15-C99	CTM110							
12XA15-098	099	12XA15-101	CTM110							
	100									
12XA15-099	101	12XA15-102	CTM110							
12XA15-101	102	12XA19-C73	CTM110							
	103									
	104									
	105								KEY	
	106									

SECTION II A(3) LOGIC CONTROL UNIT CARD CAGE NO. 2 WIRE LIST

COMPONENT 12XA16-		CONNECTOR (LOGIC CARD NO. 3)									
FROM	PKT	TO	SIGNAL	REG	A	V	COLOP	GROUP	ROUTE	REMARKS	NOTE
	001									GRD	
	002									GRD	
	003									KEY	
	004										
	005									+5VDC	
	006									+5VDC	
12XA15-042	007	12XA19-021	IA1100								
12XA14-031	008		CA1200*								
12XA15-078	009	12XA18-063	IA1110								
12XA14-037	010		CA1210*								
12XA14-101	011	12XA16-022	IA1120								
12XA14-067	012		CA1220*								
	013	12XA16-C35	IA1130								
12XA15-043	014		GA1230*								
	015	12XA16-09*	IA1140								
12XA15-049	016		GA1240*								
	017	12XA17-C35	IA1150								
	018	12XA19-031	CA1250*								
12XA11-005	019		BA0123*								
12XA14-013	020	12XA16-C06	IA1023								
12XA14-099	021	12XA16-027	GKT390*								
12XA16-011	022	12XA16-028	IA1120								
	023	12J002-173	BA0124*								
12XA15-032	024	12XA16-C32	IA1024								
	025	12J002-275	BA0125*								
12XA15-071	026	12XA16-038	IA1025								
12XA16-021	027	12XA16-C30	GKT390*								
12XA16-022	028	12XA16-079	IA1120								

SECTION II A(3). LOGIC CONTROL UNIT CARD CAGE NO. 2 WIRE LIST

COMPONENT 12XA16-		CONNECTOR (LOGIC CARD NO. 3)								
FROM	PIN	TO	SIGNAL	WIRE NO.	WIRE NO.	COLOR	GROUP	ROUTE	REMARKS	NOTE
12XA16-028	029	12XA16-058	IAI120							
12XA16-027	030	12XA16-033	GRT399	A						
12XA11-035	031		CA01340							
12XA16-024	032	12XA17-026	IAI024							
12XA16-030	033	12XA16-039	GRT399	A						
	034									
12XA16-013	035	12XA16-041	IAI130							
	036									
12XA16-065	037		CA01350							
12XA16-026	038	12XA17-056	IAI025							
12XA16-033	039	12XA16-057	GRT399	A						
	040									
12XA16-035	041	12XA16-064	IAI130							
	042									
	043	12XA17-101	IAI160							
12XA15-007	044		PAI2600							
	045	12XA18-035	IAI170							
12XA15-079	046		PAI2700							
12XA15-075	047		IAI410							
12XA15-091	048		CAI3100							
12XA04-012	049		ITX3030							
12XA04-055	050		BTX203							
12XA09-093	051		ITW3030							
12XA04-059	052		BTW203							
12XA16-022	053	12XA19-062	IVT0310							
12XA15-067	054	12XA26-063	AVT021							
12XA12-062	055		BAC1220							
12XA15-062	056	12XA16-084	IAI022							

SECTION II A(3). LOGIC CONTROL UNIT CARD CAGE NO. 2 WIRE LIST

COMPONENT 12XA16-		CONNECTOR LOGIC CARD NO. 31									
FROM	PIN	TO	SIGNAL	WIRE NO.	WIRE NO.	WIRE NO.	COLOR	GROUP	ROUTE	REMARKS	NOTE
12XA16-039	057	12XA16-063	GKT399	A							
12XA16-029	058	12XA16-066	IAI120								
	059	12J002-223	BA0127*								
12XA15-077	060	12XA16-074	IAI027								
	061	12J002-191	BA0130*								
12XA15-056	062	12XA16-092	IAI010								
12XA16-057	063	12XA16-065	GKT399	A							
12XA16-041	064	12XA16-071	IAI130								
12XA16-063	065	12XA16-069	GKT399	A							
12XA16-058	066	12XA22-030	IAI120								
12XA11-077	067		CA0136*								
12XA15-030	068	12XA16-096	IAI026								
12XA16-065	069	12XA16-075	GKT399	A							
	070										
12XA16-064	071	12XA16-077	IAI130								
12XA14-102	072	12XA16-102	GA021*								
12XA11-062	073		CA0137*								
12XA16-060	074	12XA17-062	IAI027								
12XA16-069	075	12XA16-081	GKT399	A							
	076										
12XA16-071	077	12XA16-082	IAI130								
	078										
12XA09-098	079		BA0131*								
12XA15-059	080	12XA17-060	IAI021								
12XA16-075	081	12XA16-087	GKT399	A							
12XA16-077	082	12XA16-088	IAI130								
12XA10-035	083		BA0132*								
12XA16-056	084	12XA17-020	IAI022								

SECTION II A(3). LOGIC CONTROL UNIT CARD NO. 2 WIRE LIST

COMPONENT 12XA16-		CONNECTOR (LOGIC CARD NO. 3)									
FROM	PIN	TO	SIGNAL	SEC	1/2	1/4	COLOR	GROUP	ROUTE	REMARKS	NOTE
12XA09-101	085		BAG133*								
12XA16-020	086	12XA17-C24	IA1023								
12XA16-081	087	12XA16-089	GKT399							A	
12XA16-082	088	12XA16-090	IA1130								
12XA16-087	089	12XA16-C93	GKT399							A	
12XA16-088	090	12XA22-033	IA113C								
12XA14-087	091		CAD140*								
12XA16-062	092	12XA17-C8C	IA101C								
12XA16-089	093	12XA16-099	GKT399							A	
	094										
12XA16-015	095	12XA16-101	IA1140								
	096										
12XA13-014	097		CAD146*								
12XA16-068	098	12XA17-074	IA1026								
12XA16-093	099	12XA17-C21	GKT399							A	
	100										
12XA16-095	101	12XA17-C22	IA1140								
12XA16-072	102	12XA17-C7E	GAA021*								
	103										
	104										
	105										
	106										

KEY

SECTION II A(3). LOGIC CONTROL UNIT CARD CAGE NO. 2 WIRE LIST

COMPONENT 12XA17-		CONNECTOR (LOGIC CARD NO. 31)											
FROM	PIN	TO	SIGNAL	SEG	A	C	Y	0	COLOR	GROUP	ROUTE	REMARKS	NOTE
	001											GRC	
	002											GRC	
	003											KEY	
	004												
	005											+5VDC	
	006											-5VDC	
	007	12XA17-009	XTD001*										
	008	12XA17-C10	KRD001										
12XA17-007	009	12J001-203	XTD001*										
12XA17-008	010	12XA23-004	KRD001										
	011	12XA17-C13	XTD002*										
	012	12XA17-C14	KRD002										
12XA17-011	013	12J001-204	XTD002*										
12XA17-012	014	12XA23-C13	KRD002										
	015	12XA17-C17	XTD003*										
	016	12XA17-C18	KRD003										
12XA17-015	017	12J001-205	XTD003*										
12XA17-016	018	12XA23-020	KRD003										
12XA11-043	019		BA0142*										
12XA16-084	020	12XA17-086	IA1022										
12XA16-099	021	12XA17-027	GKT399										
12XA16-101	022	12XA17-C26	IA1140										
12XA13-017	023		BA0143*										
12XA16-086	024	12XA17-032	IA1023										
12XA13-008	025		BA0144*										
12XA16-030	026	12XA17-C38	IA1024										
12XA17-021	027	12XA17-029	GKT399										
12XA17-022	028	12XA17-C3C	IA1140										

SECTION II A(3). LOGIC CONTROL UNIT CARD CAGE NO. 2 WIRE LIST

COMPONENT 12XA17-		CONNECTOR (LOGIC CARD NO. 3)								
FROM	PIN	TO	SIGNAL	SER	COLOR	GROUP	ROUTE	REMARKS	NOTE	
12XA17-027	029	12XA17-033	GKT399	A						
12XA17-028	030	12XA17-059	IA1140							
	031	12J002-159	CA0153°							
12XA17-024	032	12XA18-026	IA1023							
12XA17-029	033	12XA17-039	GKT399	A						
	034									
12XA16-017	035	12XA17-041	IA1150							
	036									
	037	12XA25-C2C	CA0154°							
12XA17-026	038	12XA18-056	IA1024							
12XA17-032	039	12XA17-057	GKT399	A						
	040									
12XA17-035	041	12XA17-071	IA1150							
	042									
	043	12XA17-045	XT0004°							
	044	12XA17-044	KR0004							
12XA17-043	045	12J001-205	XT0004°							
12XA17-044	046	12XA23-027	KR0004							
	047	12XA24-021	IVX120°							
	048	12XA20-C61	AVX110							
	049	12XA17-052	IVR025°							
	050	12J001-136	KPA054							
	051	12XA21-C3C	IVR035							
12XA17-049	052	12J001-168	IVR025°							
12XA12-075	053		IVW151°							
12XA06-091	054	12XA28-091	CTW150							
12XA13-011	055		CA0145°							
12XA16-038	056	12XA17-068	IA1025							

SECTION II A(3). LOGIC CONTROL CARD CAGE NO. 2 WIRE LIST

COMPONENT 12XA17-		CONNECTOR (LOGIC CARD NO. 3)									
FROM	PIN	TO	SIGNAL	SEC	Y	COLOR	GROUP	ROUTE	REMARKS	NOTE	
12XA17-039	057	12XA17-063	GRT399	A							
12XA17-030	058	12XA17-064	IA1140								
12XA10-062	059		BA0141*								
12XA16-080	060	12XA17-084	IA1021								
12XA13-020	061		BA0147*								
12XA16-074	062	12XA17-052	IA1027								
12XA17-057	063	12XA25-097	GRT399	B							
12XA17-058	064	12XA17-066	IA1140								
	065	12XA17-069	GRT299	A							
	065	12XA25-091	GRT299	P							
12XA17-064	066	12XA22-036	IA1140								
	067	12XA25-023	CA0155*								
12XA17-056	068	12XA18-060	IA1025								
12XA17-065	069	12XA17-075	GRT299	A							
	070										
12XA17-041	071	12XA17-077	IA1150								
	072										
	073	12XA25-026	CA0156*								
12XA16-098	074	12XA18-062	IA1026								
12XA17-069	075	12XA17-081	GRT299	A							
	076										
12XA17-071	077	12XA17-082	IA1150								
12XA16-102	078	12XA18-064	GAA021*								
12XA13-029	079		BA0150*								
12XA16-092	080	12XA17-098	IA1010								
12XA17-075	081	12XA17-087	GRT299								
12XA17-077	082	12XA17-088	IA1150								
12XA13-023	083		BA0151*								

SECTION II A(3). LOGIC CONTROL UNIT CARD CAGE NO. 2 WIRE LIST

COMPONENT 12XA17-		CONNECTOR (LOGIC CARD NO. 3)										
FROM	PIN	TO	SIGNAL	CH	A	V	2	COLOR	GROUP	ROUTE	REMARKS	NO
12XA17-060	084	12XA18-020	1A1021									
12XA13-026	085		8A0152*									
12XA17-020	084	12XA18-024	1A1022									
12XA17-081	087	12XA17-089	GKT299	A								
12XA17-082	088	12XA17-090	1A1150									
12XA17-087	089	12XA17-093	GKT299	A								
12XA17-088	090	12XA17-095	1A1150									
	091	12J001-069	CA0157*									
12XA17-062	092	12XA18-080	1A1027									
12XA17-089	093	12XA17-099	GKT299	A								
	094											
12XA17-090	095	12XA22-039	1A1150									
	096											
	097	12J002-222	CA0160*									
12XA17-080	098	12XA18-034	1A1010									
12XA17-093	099	12XA18-021	GKT299	A								
	100											
12XA16-043	101	12XA18-C22	1A116C									
	102											
	103											
	104											
	105											
	106											

SECTION II A(3). LOGIC CONTROL CARD CAGE NO. 2 WIRE LIST

COMPONENT 12XA18-		CONNECTOR (LOGIC CARD NO. 31)										
FROM	PIN	TO	SIGNAL	RES	A	B	C	COLOR	GROUP	ROUTE	REMARKS	NOTE
	001										GRD	
	002										GRD	
	003										KEY	
	004											
	005										•5VDC	
	006										•5VDC	
	007	12XA18-009	X10006									
	008	12XA18-010	K90006									
12XA18-007	009	12J001-201	X10006									
12XA18-008	010	12XA23-C34	K90006									
	011	12XA18-013	X10007									
	012	12XA18-014	K90007									
12XA18-011	013	12J001-200	X10007									
12XA18-012	014	12XA23-C41	K90007									
	015	12XA18-017	X10008									
	016	12XA18-018	K90008									
12XA18-015	017	12J001-199	X10008									
12XA18-016	018	12XA23-C49	K90008									
	019	12J002-221	840161									
12XA17-004	020	12XA18-026	141021									
12XA17-099	021	12XA18-027	6K1299									
12XA17-101	022	12XA18-028	141160									
	023	12J002-220	840152									
12XA17-086	024	12XA18-027	141022									
	025	12J002-219	840153									
12XA17-032	026	12XA18-038	141023									
12XA18-021	027	12XA18-029	6K1299									
12XA18-022	028	12XA18-030	141160									

SECTION II A(3). LOGIC CONTROL UNIT CARD CAGE NO. 2 WIRE LIST

COMPONENT 12XA18-		CONNECTOR (LOGIC CARD NO. 3)								
FROM	PIN	TO	SIGNAL	SEG.	W.	COLOR	GROUP	ROUTE	REMARKS	NOTE
12XA18-027	029	12XA18-C33	GKT239	B						
12XA18-028	030	12XA18-058	IA1140							
	031	12J002-212	CAD1720							
12XA18-024	032	12XA23-C65	IA1022							
12XA18-029	033	12XA18-039	GKT299	B						
	034									
12XA18-045	035	12XA18-041	IA1170							
	036									
	037	12J002-211	CAD1730							
12XA18-026	038	12XA19-026	IA1023							
12XA18-033	039	12XA18-057	GKT299	A						
	040									
12XA18-035	041	12XA19-C71	IA1170							
	042									
	043	12XA18-045	XTC0090							
	044	12XA18-C46	KRC009							
12XA18-043	045	12J001-207	XTC0090							
12XA18-044	046	12XA23-055	KRC009							
	047	12XA18-C49	XTC0110							
	048	12XA18-050	KRC011							
12XA18-047	049	12J001-196	XTC0110							
12XA18-048	050	12XA23-C67	KRC011							
	051	12XA19-C53	XTC0120							
	052	12XA18-C54	KRC012							
12XA18-051	053	12J001-106	XTC0120							
12XA18-052	054	12XA23-C62	KRC012							
	055	12J002-218	PAD1540							
12XA17-038	056	12XA18-068	IA1024	5						

SECTION II A(3). LOGIC CONTROL UNIT CARD CAGE NO. 2 WIRE LIST

COMPONENT 12XA18-		CONNECTOR (LOGIC CARD NO. 3)								
FROM	PIN	TO	SIGNAL	WIRE NO.	WIRE NO.	COLOR	GROUP	ROUTE	REMARKS	NOTE
12XA18-039	057	12XA18-065	GKT299	A						
12XA18-030	058	12XA18-066	IA116C							
	059	12J002-217	BAD165°							
12XA17-060	060	12XA18-074	IA1025							
	061	12J002-192	BAD116°							
12XA17-074	062	12XA18-C92	IA1026							
12XA18-009	063	12XA19-028	IA1110							
12XA17-078	064	12XA18-096	GAA021°							
12XA18-057	065	12XA18-069	GKT299	A						
12XA18-058	066	12XA18-C82	IA1160							
	067	12J002-216	CAD174°							
12XA18-056	068	12XA19-056	IA1024							
12XA18-065	069	12XA18-C75	GKT299	A						
	070									
12XA18-041	071	12XA18-C77	IA1170							
	072									
	073	12J002-209	CAD175°							
12XA18-060	074	12XA22-074	IA1025							
12XA18-069	075	12XA18-081	GKT299	A						
	076									
12XA18-071	077	12XA18-C80	IA1170							
	078									
	079	12J002-215	BAD167°							
12XA17-092	080	12XA22-077	IA1027							
12XA18-075	081	12XA18-C87	GKT299	A						
12XA18-066	082	12XA18-101	IA116C							
	083	12J002-214	BAD170°							
12XA17-098	084	12XA22-099	IA1010							

SECTION II A(3). LOGIC CONTROL UNIT CARD CAGE NO. 2 WIRE LIST

COMPONENT 12XA18-		CONNECTOR (LOGIC CARD NO. 3)									
FROM	PIN	TO	SIGNAL	SEC	1/2	1/2	COLOR	GROUP	ROUTE	REMARKS	NOTE
	085	12J002-213	9AD171°								
12XA18-020	086	12XA22-C62	1A1021								
12XA18-081	087	12XA18-089	GRT299							A	
12XA18-077	088	12XA18-090	1A1170								
12XA18-087	089	12XA18-093	GRT299							A	
12XA18-088	090	12XA18-095	1A1170								
	091	12J002-210	CAC176°								
12XA18-062	092	12XA18-C98	1A1026								
12XA18-089	093	12XA18-099	GRT299							A	
	094										
12XA18-090	095	12XA22-C57	1A1170								
12XA18-064	096	12XA18-102	GAG021°								
	097	12J002-216	CAC166°								
12XA18-092	098	12XA19-C20	1A1026								
12XA18-093	099	12XA19-C27	GRT299							A	
	100										
12XA18-082	101	12XA22-042	1A1160								
12XA18-096	102	12XA19-C22	GAG021°								
	103										
	104										
	105										
	106										

KEY

SECTION II A(3). LOGIC CONTROL UNIT CARD CAGE NO. 2 WIRE LIST

COMPONENT 12XA19-		CONNECTOR (LOGIC CARD NO. 3)									
FROM	PIN	TO	SIGNAL	WIRE	TYPE	COLOR	GROUP	ROUTE	REMARKS	NOTE	
	001								GRC		
	002								GRO		
	003								KEY		
	004										
	005								•5VDC		
	006								•5VDC		
	007	12J002-111	1YR107°								
	008	12XA21-C35	FY4007								
	009	12XA19-012	1XK22C								
	010	12J002-130	1XK000°								
12XA14-080	011	12XA19-C13	1XK221°								
12XA19-009	012	12XA19-C14	1XK220								
12XA19-011	013	12XA19-015	1XK221°								
12XA19-012	014	12XA19-016	1XK220								
12XA19-013	015	12XA19-002	1XK221°								
12XA19-014	016		1XK22C								
	017	12XA21-099	1TL412								
	018	12XA21-053	FY4006°								
	019	12J002-197	1AD106°								
12XA10-090	020		1A1026								
12XA10-007	021	12XA20-057	1A1100								
12XA10-102	022	12XA22-049	1AA021°								
	023	12XA19-C39	1VNO22								
12XA11-075	024		1TC109°								
	025	12J002-195	1AD113°								
12XA14-039	026	12XA20-C56	1A1023								
12XA10-099	027	12XA19-C57	1GK299								
12XA10-063	028	12XA19-C50	1A1110								

SECTION II A(3). LOGIC CONTROL UNIT CARD CAGE NO. 2 WIRE LIST

COMPONENT 12XA19-		CONNECTOR (LOGIC CARD NO. 3)								
FROM	PIN	TO	SIGNAL	WIRE	NO.	COLOR	GROUP	ROUTE	REMARKS	NOTE
	029	12XA24-007	1VN0120							
	030									
12XA16-010	031		CA12500							
12XA15-092	032	12J001-037	1AA125							
12XA15-093	033	12J001-029	AAA0240							
	034									
12XA15-083	035	12XA20-035	1AA123							
12XA15-084	036	12J001-027	1AA122							
	037	12XA24-084	CVK0040							
12XA19-023	038	12XA23-093	BVR022							
	039	12XA24-017	1VG022							
	040									
	041									
	042									
	043	12XA19-C45	XRD043							
12J001-044	044	12XA19-046	1RD0330							
12XA19-043	045	12XA23-010	XRD043							
12XA19-044	046	12XA20-092	1RD0330							
12XA13-096	047	12XA21-101	1TL511							
12XA11-012	048	12J002-092	1TL5010							
12XA13-099	049	12XA21-098	1TL311							
12XA12-050	050		1TL3010							
	051									
	052									
	053	12XA20-004	1VR052							
	054	12XA20-007	1VR7610							
	055	12J002-194	0A01140							
12XA18-062	056	12XA22-071	1AIC24							

SECTION II A(3). LOGIC CONTROL UNIT CARD CAGE NO. 2 WIRE LIST

COMPONENT 12XA19-		CONNECTOR (LOGIC CABE NO. 3)									
FROM	PIN	TO	SIGNAL	DIR	A	V	COLOR	GROUP	ROUTE	REMARKS	NOTE
12XA19-027	057	12XA20-059	GRT200	A							
12XA19-028	058	12XA22-027	IAE110								
12XA19-069	059	12XA19-C90	SVT012								
12XA06-102	060	12XA20-090	SVT0020								
	061	12XA19-081	SVT0130								
12XA16-053	062		IVT0310								
12XA19-030	063		KVK0950								
	064										
12XA11-066	065	12XA19-079	SVT0220								
	066										
12XA12-102	067		CTP100								
12XA13-073	068		ATP1020								
12XA13-097	069		ATW1020								
	070										
	071	12XA19-074	KMA0510								
	072										
12XA15-102	073		CTM110								
12XA19-071	074	12J002-232	KMA0510								
12XA13-079	075		ATW1020								
	076										
	077										
	078										
12XA19-065	079	12XA25-081	SVT0220								
12XA19-059	080	12XA20-069	SVT012								
12XA19-061	081		SVT0130								
12XA19-015	082	12XA20-063	KXX2210								
	083	12XA19-087	SVS0220								
	084	12XA24-011	IVS0120								

SECTION II A(3). LOGIC CONTROL UNIT CARD CAGE NO. 2 WIRE LIST

COMPONENT 12XA19-		CONNECTOR (LOGIC CARD NO. 3)									
FROM	PIN	TO	SIGNAL	SEC	1/2	1/4	COLOR	GROUP	ROUTE	REMARKS	NOTE
	085	12XA24-033	6VS024								
	086	12XA19-089	CVS0130								
12XA19-083	087	12XA24-028	6VS0230								
	088										
12XA19-086	089	12XA24-031	CVS0130								
	090										
	091	12XA19-099	CVU0220								
	092	12XA24-014	SVU0000								
	093	12XA19-098	CVU0120								
	094										
	095										
	096										
	097	12XA24-039	CVU023								
12XA19-093	098	12XA24-037	CVU0120								
12XA19-091	099	12XA24-022	CVU0220								
	100										
	101										
	102										
	103										
	104										
	105										
	106										

KEY

SECTION II A(3). LOGIC CONTROL UNIT CARD CAGE NO. 2 WIRE LIST

COMPONENT 12XA20-		CONNECTOR (LOGIC CARD NO. 8)									
FROM	PIN	TO	SIGNAL	DIR	A	V	COLOR	GROUP	ROUTE	REMARKS	NOTE
	001									GRD	
	002									GRD	
	003										
	004										
	005									•5VDC	
	006									•5VDC	
	007										
	008										
	009										
	010										
	011										
	012										
	013										
	014										
	015										
	016										
	017										
	018										
	019										
	020										
	021										
	022										
	023										
	024										
	025										
	026										
	027										
	028										

SECTION II A(3). LOGIC CONTROL UNIT CAGE NO. 2 WIRE LIST

CONNECTOR 12XA20-		CONNECTOR (LOGIC CARD NO. 8)								
FROM	PIN	TO	SIGNAL	SEC	Y	COLOR	GROUP	ROUTE	REMARKS	NOTE
	029									
	030									
	031									
	032									
12XA12-018	033		CAI380*							
	034									
12XA19-035	035	12J001-028	IAA123							
	036									
12XA15-096	037	12J001-026	AAA022*							
	038									
	039									
	040									
	041									
	042									
	043									
	044									
	045									
	046									
	047	12J002-144	GVT112*							
12XA10-030	048		KVX005							
12XA19-080	049	12XA20-074	EVT012							
	050									
	051									
	052									
	053									
	054									
12J001-018	055	12XA21-032								
12XA19-026	056	12XA22-060								

SECTION II A(3). LOGIC CONTROL UNIT CARD CAGE NO. 2 WIRE LIST

COMPONENT 12XA70-		CONNECTOR (LOGIC CARD NO. 8)									
FROM	PIN	TO	SIGNAL	SEG	1	2	COLOR	GROUP	ROUTE	REMARKS	NOTE
12XA19-021	057	12XA22-024	IA1100								
	058										
12XA19-057	059	12XA25-091	SKT299								
	060										
12XA17-048	061		AVK110								
	062	12XA24-079	8VX046*								
12XA19-082	063	12XA23-011	8XK221*								
	064										
	065										
	066										
	067										
	068										
	069		AKS220*								
12XA11-073	070	12XA20-099	AKS29*								
	071										
	072	12J001-059	AVT113*								
12XA10-027	073		KVX095								
12XA20-049	074	12XA25-051	8VT012								
	075	12J002-139	CTW117*								
12XA13-100	076		ATW113								
12XA10-013	077		FTW126*								
	078										
12XA10-004	079		FTW125*								
	080										
	081										
	082									KEY	
	083	12J002-097	CVR109*								
12XA19-053	084	12XA21-076	IVR052								

SECTION II A(3). LOGIC CONTROL UNIT CARD CAGE NO. 2 WIRE LIST

COMPONENT 12XA20-		CONNECTOR (LOGIC CARD NO. B)									
FROM	PIN	TO	SIGNAL	SEG	A	Y	COLOR	GROUP	ROUTE	REMARKS	NOTE
	085	12XA21-052	FYR009								
	086										
	087										
	088										
	089	12XA21-019	JVR0420								
	090	12XA21-089	AVR034								
	091										
	092										
	093										
	094										
	095									***	
	096										
	097	12XA21-020	GNS2310								
12JC01-170	098	12XA21-092	AVR071								
12XA20-070	099	12XA23-097	AKS299								
	100										
	101										
	102										
	103										
	104										
	105										
	106										

SECTION II A(3). LOGIC CONTROL UNIT CARD CAGE NO. 2 WIRE LIST

COMPONENT 12XA21-		CONNECTOR (LOGIC CARD NO. 9)								
FROM	PIN	TO	SIGNAL	SEC	Y	COLOR	GROUP	ROUTE	REMARKS	NOTE
	001	12XA21-026	GR0271						CR0	
	002								GR0	
	003									
	004									
	005								+5VDC	
	006								+5VDC	
	007									
	008									
	009									
	010									
	011									
	012									
	013									
	014									
	015									
	016									
	017									
	018									
12XA20-089	019	12XA21-033	GY0260							
12XA20-097	020	12XA21-034	GR5231							
	021		FYR0030							
	022	12XA21-044	FYR003							
	023	12XA21-077	FYR002							
	024	12XA21-085	FYR001							
	025	12XA21-086	FYR000							
12XA21-001	026	12XA21-027	GR0271							
12XA21-026	027	12XA21-028	GR0271							
12XA21-027	028	12XA21-029	GR0271							

SECTION A(3). LOGIC CONTROL UNIT CARD CAGE NO. 2 WIRE LIST

COMPONENT 12XA21-		CONNECTOR (LOGIC CARD NO. 9)									
FROM	PIN	TO	SIGNAL	SIG	A	Y	COLOR	GROUP	ROUTE	REMARKS	NOTE
12XA21-028	029	12XA21-C56	GRD221								
12XA17-051	030	12XA21-C31	FYR035								
12XA21-030	031		FYR035								
12XA20-055	032	12XA21-C46	GAD103° A								
12XA21-019	033	12XA21-C47	GYR042°								
12XA21-020	034	12XA21-C48	GKS231°								
12XA19-008	035		FYR007								
	036	12XA21-C58	FYR007°								
	037	12J002-112	FYR006°								
	038	12J007-080	FYR005°								
	039	12J002-110	FYR004°								
12XA11-032	040	12XA21-C41	UW012								
12XA21-040	041	12XA21-C42	UW012								
12XA21-041	042	12XA21-C43	UW012								
12XA21-042	043	12XA21-C54	UW012								
12XA21-022	044	12XA21-C45	FYR003								
12XA21-044	045	12XA21-C60	FYR003								
12XA21-C32	046	12XA21-C60	GAD103° A								
12XA21-C33	047	12XA21-C61	GYR042°								
12XA21-C34	048	12XA21-C62	GKS231°								
	049		FYR011								
	050	12XA21-C77	FYR011°								
	051	12J007-C63	FYR010°								
12XA20-085	052		FYR009								
12XA19-018	053	12XA21-102	FYR008°								
12XA21-043	054	12XA21-C55	UW012								
12XA21-054	055	12XA21-C57	UW012								
12XA21-029	056		GRD221								

SECTION II A(3). LOGIC CONTROL UNIT CARD CAGE NO. 2 WIRE LIST

COMPONENT 12XA21-		CONNECTOR (LOGIC CARD NO. 9)									
FROM	PIN	TC	SIGNAL	SEG	A	V	COLOR	GROUP	ROUTE	REMARKS	NOTE
12XA21-055	057	12XA21-068	UW0012								
12XA21-036	058	12XA21-056	FYR007*								
12XA21-058	059		FYR007*								
12XA21-046	060	12XA21-074	GAD103* A								
12XA21-047	061	12J002-206	GYR042*								
12XA21-048	062		GR5231*								
	063		FYR015								
12J002-079	064	12J002-205	FYR015*								
	065	12J002-082	FYR014*								
	066	12J002-081	FYR013*								
	067	12J002-109	FYR012*								
12XA21-057	068	12XA21-069	UW0012								
12XA21-068	069	12XA21-070	UW0012								
12XA21-069	070	12XA21-071	UW0012								
12XA21-070	071	12XA23-007	UW0012								
12XA21-050	072	12XA21-073	FYR011*								
12XA21-072	073	12J002-113	FYR011*								
12XA21-060	074	12J001-133	GAD103* A								
	074	12J002-091	GAD103* P								
12XA04-036	075		AYR102*								
12XA20-084	076	12XA21-075	IYR052								
12XA21-023	077		FYR002								
12XA04-057	078		AYR103*								
12XA21-076	079	12XA21-084	IYR052								
12XA21-045	080		FYR003								
	081									KEY	
	082										
12XA07-066	083	12J002-108	AYR101*								

SECTION II A(3). LOGIC CONTROL UNIT CARD CAGE NO. 2 WIRE LIST

COMPONENT 12XA21-		CONNECTOR (LOGIC CARD NO. 9)									
FROM	PIN	TO	SIGNAL	RES	W	Y	COLOR	GROUP	ROUTE	REMARKS	NOTE
12XA21-079	084	12XA21-087	IYR052								
12XA21-024	085		FYR001								
12XA04-065	086	12J002-C90	AYR100*								
12XA21-084	087		IYR052								
12XA21-025	088		FYR000								
12XA20-090	089	12J001-149	AYR034								
	090	12XA28-C88	IYR727*								
	091										
12XA20-098	092	12J002-294	AYR071								
	093	12XA28-C89	IYR726*								
	094										
	095									KEY	
	096										
	097	12J002-096	ATL421*								
12XA19-049	098		ITL311								
12XA19-017	099		ITL412								
	100	12J002-C98	ATL521*								
12XA19-047	101		ITL511								
12XA21-053	102	12J002-C95	FYR008*								
	103										
	104										
	105										
	106										

SECTION II A(3). LOGIC CONTROL UNIT CARD CAGE NO. 2 WIRE LIST

COMPONENT 12XA22-		CONNECTOR (LOGIC CARD NO. 4)									
FROM	PIN	TO	SIGNAL	SER	RES	TYPE	COLOR	GROUP	ROUTE	REMARKS	NOTE
	001									GRD	
	002									GRD	
	003									KEY	
	004										
	005									+5VDC	
	006									+5VDC	
	007	12XA22-C90	MYR930								
	008										
	009	12XA22-022	AYR9210								
	010	12XA22-025	AYR9220								
	011	12XA22-C28	AYR9230								
	012	12XA22-C31	AYR9240								
	013										
	014										
	015	12XA22-C34	AYR9250								
	016	12XA22-037	AYR9260								
	017	12XA22-040	AYR9270								
	018	12XA22-055	AYR9280								
	019	12XA22-C23	AYR92C								
12XA15-037	020	12XA22-021	AYR9100								
12XA22-020	021		AYR9100								
12XA22-009	022		AYR9210								
12XA22-019	023	12XA22-026	AYR92C								
12XA20-057	024		IA1100								
12XA22-010	025		AYR9220								
12XA22-023	026	12XA22-C29	AYR92C								
12XA19-058	027		IA1110								
12XA22-011	028		AYR9230								

SECTION II A(3). LOGIC CONTROL UNIT CARD CAGE NO. 2 WIRE LIST

COMPONENT 12XA22-		CONNECTOR (LOGIC CARD NO. 4)								
FROM	PIN	TO	SIGNAL	RES	COL	COLOR	GROUP	ROUTE	REMARK	NOTE
12XA22-026	029	12XA22-032	AYR920							
12XA16-066	030		IA1120							
12XA22-017	031		AYR924°							
12XA22-029	032	12XA22-035	AYR920							
12XA16-090	033		IA1130							
12XA22-015	034		AYR925°							
12XA22-032	035	12XA22-038	AYR920							
12XA17-066	036		IA1140							
12XA22-016	037		AYR926°							
12XA22-035	038	12XA22-041	AYR920							
12XA17-095	039		IA1150							
12XA22-017	040		AYR927°							
12XA22-038	041	12XA22-056	AYR920							
12XA16-101	042		IA1160							
	043	12XA22-040	GYR912							
12XA15-073	044	12XA22-045	AYR902°							
12XA22-044	045	12XA22-047	AYR902°							
	046									
12XA22-045	047	12XA22-048	AYR902°							
12XA22-047	048		AYR902°							
12XA19-022	049	12XA24-016	GAA021°							
	050	12XA22-051	FAA011							
12XA22-050	051	12J001-134	FAA011							
	052									
	053	12XA22-054	IAA511							
12XA22-053	054	12J001-135	IAA511							
12XA22-018	055		AYR928°							
12XA22-041	056		AYR920							

SECTION II A(3). LOGIC CONTROL UNIT CARD CAGE NO. 2 WIRE LIST

COMPONENT 12XA22-		CONNECTOR (LOGIC CARD NO. 4)								
FROM	PIN	TO	SIGNAL	WIRE NO.	COLOR	GROUP	ROUTE	REMARKS	NOTE	
12XA18-095	057		IAI170							
	058	12XA22-082	AVR9130							
12XA18-084	059		IAI010							
12XA22-043	060	12XA22-063	GVR912							
	061	12XA22-083	AVR9140							
12XA18-086	062		IAI021							
12XA22-060	063	12XA22-066	GVR912							
	064	12XA22-084	AVR9150							
12XA18-032	065		IAI022							
12XA22-043	066	12XA22-069	GVR912							
	067	12XA22-087	AVR9160							
12XA20-056	068		IAI023							
12XA22-066	069	12XA22-072	GVR912							
	070	12XA22-088	AVR9170							
12XA19-056	071		IAI024							
12XA22-069	072	12XA22-075	GVR912							
	073	12XA22-089	AVR9180							
12XA18-074	074		IAI025							
12XA22-072	075	12XA22-078	GVR912							
	076	12XA22-090	AVR9190							
12XA18-090	077		IAI027							
12XA22-075	078		GVR912							
	079	12XA22-092	AVR929							
	080									
	081									
12XA22-058	082		AVR9130							
12XA22-061	083		AVR9140							
12XA22-064	084		AVR9150							

SECTION II A(3), LOGIC CONTROL UNIT CARD CAGE NO. 2 WIRE LIST

COMPONENT 12XA22-		CONNECTOR (LOGIC CARD NO. 4)								
FROM	PIN	TO	SIGNAL	WIRE	NO.	COLOR	GROUP	ROUTE	REMARKS	NOTE
	065									
	066									
12XA22-067	067		AVR9160							
12XA22-070	068		AVR9170							
12XA22-073	069		AVR9180							
12XA22-076	090		AVR9190							
12XA12-016	091		GVR9390							
12XA22-079	092	12XA22-093	MYR929							
12XA22-092	093	12XA22-C95	MYR929							
	094									
12XA22-093	095	12XA22-096	MYR929							
12XA22-095	096		MYR929							
12XA12-017	097		GVR9490							
12XA22-097	098	12XA22-099	MYR938							
12XA22-098	099	12XA22-101	MYR938							
	100									
12XA22-099	101	12XA22-102	MYR938							
12XA22-101	102		MYR938							
	103									
	104									
	105									
	106									

SECTION II A(3). LOGIC CONTROL UNIT CARD CAGE NO. 2 WIRE LINE

COMPONENT 12XA23-		CONNECTOR (LOGIC CARD NO. 7)								
FROM	PIN	TO	SIGNAL	SUB	Y	COLOR	GROUP	ROUTE	REMARKS	NOTE
	001								GRD	
	002	12XA29-C87	GRD328	A		T2222	T6002		GRD	
	003		KR0001*							
12XA17-010	004		KR0001							
	005								+5VDC	
	006								+5VDC	
12XA21-071	007	12XA23-014	UW012							
12XA08-095	008	12XA23-009	XAX127							
12XA23-008	009	12XA23-012	XAX127							
12XA19-045	010	12XA23-024	XRD043							
12XA20-063	011	12XA23-018	XXX221*							
	012		KR0002*							
12XA17-014	013		KR0002							
12XA23-007	014	12XA23-021	UW012							
12XA08-089	015	12XA23-016	XAX128							
12XA23-015	016	12XA26-011	XAX128							
	017	12XA23-031	AK5223*							
12XA23-011	018	12XA23-025	XXX221*							
	019		KR0003*							
12XA17-018	020		KR0003							
12XA23-014	021	12XA23-028	UW012							
12XA08-003	022	12XA23-023	XAX129							
12XA23-022	023	12XA28-010	XAX129							
12XA23-010	024	12XA23-038	XRD043							
12XA23-018	025	12XA23-032	XXX221*							
	026		KR0004*							
12XA17-046	027		KR0004							
12XA23-021	028	12XA23-035	UW012							

SECTION II A(3). LOGIC CONTROL UNIT CARD CAGE NO. 2 WIRE LIST

COMPONENT 12XA23-		CONNECTOR (LOGIC CARD NO. 7)								
FROM	PIN	TO	SIGNAL	WIRE NO.	WIRE NO.	COLOR	GROUP	ROUTE	REMARKS	NOTE
12XA00-077	029	12XA23-030	XAX130							
12XA23-029	030	12XA23-009	XAX130							
12XA23-017	031	12XA23-045	AKS2230							
12XA23-025	032	12XA23-039	XXK2210							
	033		KRD0060							
12XA18-010	034		KRD006							
12XA23-028	035	12XA23-042	UWU012							
12XA00-071	036	12XA23-037	XAX131							
12XA23-036	037	12XA20-C06	XAX131							
12XA23-024	038	12XA23-C52	KRD043							
12XA23-032	039	12XA23-046	XXK2210							
	040		KRD0070							
12XA18-014	041		KRD007							
12XA23-035	042	12XA23-049	UWU012							
12XA00-065	043	12XA23-044	XAX132							
12XA23-043	044	12XA20-C07	XAX132							
12XA23-031	045	12XA23-C59	AKS2230							
12XA23-039	046	12XA23-053	XXK2210							
	047		KRD0080							
12XA18-018	048		KRD008							
12XA23-042	049	12XA23-C56	UWU012							
12XA00-059	050	12XA23-051	XAX133							
12XA23-050	051	12XA20-C20	XAX133							
12XA23-038	052	12XA23-C66	KRD043							
12XA23-046	053	12XA23-C60	XXK2210							
	054		KRD0090							
12XA18-046	055		KRD009							
12XA23-049	056	12XA23-063	UWU012							

SECTION II A(3). LOGIC CONTROL UNIT CARD CAGE NO. 2 WIRE LIST

COMPONENT 12XA23-		CONNECTOR (LOGIC CARD NO. 7)								
FROM	PIN	TO	SIGNAL	SEE	W	COLOR	GROUP	ROUTE	REMARKS	NOTE
12XA08-053	057	12XA23-058	XAX134							
12XA23-057	058	12XA28-C27	XAX134							
12XA23-045	059	12XA23-C73	AKS2230							
12XA23-053	060	12XA23-047	XHX2210							
	061		KRD0180							
12XA18-054	062		KRD018							
12XA23-054	063	12XA23-C7C	UWNO12							
12XA08-047	064	12XA23-C65	XAX135							A
12XA23-064	065	12XA28-C26	XAX135							A
12XA23-057	066		XPD043							
12XA23-060	067	12XA23-C74	XHX2210							
	068		KPD0110							
12XA18-050	069		KRD011							
12XA23-063	07C	12XA30-C9C	UWNO12							
12XA08-035	071	12XA23-C72	XAX137							A
12XA23-071	072	12XA28-C24	XAX137							A
12XA23-058	073	12XA23-100	AKS2230							
12XA23-067	074	12XA24-101	XHX2210							
	075	12XA25-057	AVX003							
	076	12XA24-019	BVNO110							
	077	12XA24-025	BVS0110							
12J001-016	078	12XA24-C62	AVS0210							A
	079	12XA24-C26	AVS001							
	080	12XA23-064	1KA243							
	081									KEY
	082									KEY
	083	12XA24-046	AVX0130							
12XA23-080	084	12XA24-C12	1KA243							

SECTION II A(3). LOGIC CONTROL UNIT CARD CAGE NO. 2 WIRE LIST

COMPONENT 12XA23-		CONNECTOR (LOGIC CARD NO. 7)									
FROM	PIN	TO	SIGNAL	RES	A	Y	COLOR	GROUP	ROUTE	REMARKS	NOTE
	085	12XA25-028	AVX301								
	086	12XA26-023	AVX033*								
	087	12XA24-045	IVX023								
	088	12XA24-049	IVX026								
	089	12XA26-044	AVV001								
12XA15-068	090	12XA24-057	GVT011*								
	091	12J002-230	KPA111*								
12J001-019	092	12J001-166	AVN013*								
12XA19-038	093	12XA25-036	BVN022								
12J001-137	094	12J002-228	CHES21*								
	095										
	096										
12XA20-099	097	12XA23-101	AKS299								
	098	12XA29-088	AKS000* A	T2227			T6002				
	099										
12XA23-073	100		AKS223*								
12XA23-057	101		AKS299								
	102										
	103										
	104										
	105										
	106										

SECTION II A(3). LOGIC CONTROL UNIT CARD CAGE NO. 2 WIRE LIST

COMPONENT: 12XA24-		CONNECTOR (LOGIC CARD NO. 3)											
FROM	PIN	TO	SIGNAL	SEG	A	B	C	T	COLOR	GROUP	NOTE	REMARKS	NOTE
	001											GRD	
	002											GRD	
	003											KEY	
	004												
	005											*SVDC	
	006											*SVDC	
12XA19-029	007	12XA24-068	1VNO12*										
	008	12XA25-030	RVN002										
	009	12XA24-C18	1VQ012*										
	010	12XA29-097	RVQ002										
12XA19-084	011	12XA24-032	1VS012*										
12XA23-084	012	12J002-229	1KA243										
	013	12XA24-C72	1VU001										
12XA19-092	014	12XA24-038	SVUC00*										
12XA15-074	015		1AA031										
12XA22-049	016	12J001-045	GAA021*										
12XA19-039	017	12XA25-042	1VQ022										
12XA24-009	018	12XA24-069	1VQ012*										
12XA23-076	019	12XA25-021	BVN011*										
	020	12XA25-C19	AVNCC1										
12XA17-047	021	12XA24-027	1VX120*										
12XA19-099	022	12XA24-C30	CVU022*										
	023	12XA25-C24	BVQ011*										
	024	12XA25-C22	AVQ001										
12XA23-077	025	12XA25-027	BVS011*										
12XA23-079	026	12XA25-025	AVS001										
12XA24-021	027	12XA24-C29	1VX120*										
12XA19-087	028		BVS023*										

SECTIONII A(3). LOGIC CONTROL UNIT CARD CAGE NO. 2 WIRE LIST

COMPONENT 12XA24-		CONNECTOR (LOGIC CARD NO. 3)									
FROM	PK	TO	SIGNAL	SES	A	V	COLOR	GROUP	ROUTE	REMARKS	NOTE
12XA24-027	029		IVX120*								
12XA24-022	030		CVU022*								
12XA19-009	031		CVS013*								
12XA24-011	032	12XA24-071	IVS012*								
12XA19-005	033		BVS024								
	034										
	035										
	036										
12XA19-096	037		CVU012*								
12XA24-014	038	12XA28-371	SVU000*								
12XA19-097	039		CVU023								
	040										
	041										
	042										
	043	12XA25-665	IVX022								
	044	12XA24-066	AVX012*								
12XA23-087	045		IVX023								
12XA23-083	046	12XA24-064	AVX013*								
	047	12XA24-078	IVX015*								
	048	12XA24-083	BVX014								
12XA23-088	049	12XA24-086	IVX028								
12XA15-064	050	12J001-167	AVX010*								
12XA11-065	051	12XA26-062	IVX045*								
12XA15-066	052	12XA24-073	CVX035								
	053	12XA25-062	IVX021								
	054	12XA24-058	AVX011*								
	055	12XA24-008	BVN031								
	056	12XA25-034	AVN021*								

SECTION II A(3). LOGIC CONTROL UNIT CARD CAGE NO. 2 WIRE LIST

COMPONENT 12XA24-		CONNECTOR (LOGIC CARD NO. 31)											
FROM	PIN	TO	SIGNAL	SEG	A	C	Y	B	COLOR	GROUP	ROUTE	REMARKS	NOTE
12XA23-090	057	12XA24-063	GVT011*										
12XA24-054	058	12XA24-077	AVX011*										
	059	12XA26-020	BVG031										
	060	12XA25-040	AVG021*										
	061	12XA26-037	BVS031										
12XA23-078	062	12J001-165	AVS021* A										
	062	12J002-094	AVS021* B										
12XA24-057	063	12XA24-065	GVT011*										
12XA24-046	064	12XA24-074	AVX013*										
12XA24-063	065	12XA24-095	GVT011*										
12XA24-044	066	12XA24-075	AVX012*										
	067	12XA24-069	CVX005*										
12XA24-007	068	12XA24-092	IVN012*										
12XA24-018	069	12XA24-093	IVG012*										
	070												
12XA24-032	071		IVS012*										
12XA24-013	072		IVU001										
12XA24-052	073		CVX035										
12XA24-064	074	12XA25-009	AVX013*										
12XA24-066	075	12XA25-010	AVX012*										
	076												
12XA24-058	077	12XA25-011	AVX011*										
12XA24-047	078	12XA24-096	IVX015*										
12XA20-062	079		BVX046*										
	080	12J001-074	APT031										
	081	12XA24-098	BVX034										
	082												
12XA24-048	083	12XA24-087	BVX014										

SECTION II A(3). LOGIC CONTROL UNIT CARD CAGE NO. 2 WIRE LIST

CONNECTOR		CONNECTOR LOGIC CARD NO. 31								
FROM	PIN	TO	SIGNAL	REG.	COLR.	GROUP	ROUTE	REMARKS	NOTE	
12XA24-037	084		CVK004*							
	085	12XA26-057	GVK025*							
12XA24-049	086	12XA29-063	GVK020							
12XA24-083	087		GVK014							
	088									
12XA24-067	089		CVK005*							
	090									
	091	12XA26-056	CVU011							
12XA24-060	092		IVW012*							
12XA24-049	093		IVQ012*							
	094									
12XA24-065	095	12XA25-045	GVU011*							
12XA24-070	096		GVK015*							
	097	12XA25-012	CVK044*							
12XA24-081	098	12XA25-007	GVK034							
	099	12J001-023	KPD005*							
	100									
12XA23-074	101		KVK221*							
	102									
	103									
	104									
	105									
	106									

KEY

SECTION II A(3). LOGIC CONTROL UNIT CARD CAGE NO. 2 WIRE LIST

COMPONENT 12XA25		CONNECTOR (LOGIC CARD NO. 4)									
FROM	PIN	TO	SIGNAL	WIRE	TYPE	COLOR	GROUP	ROUTE	REMARKS	NOTE	
	001	12J032-104	G0225						GRD		
	002	12XA30-071	G0320	C		12222	16004		GRD	B	
	003								KEY		
	004										
	005								•5VDC		
	006								•5VDC		
12XA24-098	007		AVX034								
	008										
12XA24-074	009		AVX013*								
12XA24-075	010	12XA25-055	AVX012*								
12XA24-077	011	12XA25-037	AVX011*								
12XA24-097	012	12J001-060	CVX044*								
	013										
	014										
	015										
	016										
	017										
	018										
12XA24-020	019	12XA25-035	AVW001								
12XA17-037	020		CAD154*								
12XA24-019	021	12XA25-029	BVW011*								
12XA24-022	022	12XA25-041	AVC001								
12XA17-067	023		CAD155*								
12XA24-023	024	12XA25-030	BVC011*								
12XA24-026	025		AVS001								
12XA17-073	026		CAD156*								
12XA24-025	027	12XA25-033	BVS011*								
12XA23-085	028		AVX001								

SECTION II A(3) LOGIC CONTROL UNIT CARD CAGE NO. 2 WIRE LIST

COMPONENT 12XA25-		CONNECTOR (LOGIC CARD NO. 4)								
FROM	PIN	TO	SIGNAL	BOX	Y	COLOR	GROUP	ROUTE	REMARKS	NOTE
12XA25-021	029		BVW011°							
12XA25-024	030	12XA25-032	BVQ011°							
	031	12XA25-031	AVX002							
12XA25-030	032		BVQ011°							
12XA25-027	033		BVS011°							
12XA24-056	034		AVW021°							
12XA25-019	035		AVW001							
12XA23-099	036	12J002-102	BVW022							
12XA25-011	037		AVX011°							
12XA24-008	038	12XA29-095	BVW002							
12XA25-031	039		AVX002							
12XA24-060	040		AVS021°							
12XA25-022	041		AVQ002							
12XA24-017	042	12XA25-056	IVW022							
	043	12XA25-003	GVW021							
	044	12J001-105	APL124°							
12XA24-095	045	12XA25-049	GVW011°							
	046									
	047	12XA25-059	AVP011°							
	048									
12XA25-045	049	12XA25-074	GVW011°							
	050	12XA28-072	SVW001							
12XA20-074	051		BVW012							
	052									
12XA06-097	053	12XA27-055	BVW016							
	054									
12XA25-010	055		AVX012°							
12XA25-042	056		IVW022							

SECTION II A(3). LOGIC CONTROL UNIT CARD CAGE NO. 2 WIRE LIST

COMPONENT 12XA25-		CONNECTOR (LOGIC CARD NO. 4)								
FROM	PIN	TO	SIGNAL	WIRE NO.	WIRE NO.	COLOR	GROUP	ROUTE	REMARKS	NOTE
12XA23-075	057		AVKCG3							
	058	12XA25-071	AVP001							
12XA25-047	059	12XA25-070	AVP011*							
12XA04-097	060		CVP022*							
	061	12XA26-009	AVX031*							
12XA24-053	062		IVX021							
12XA24-086	063	12XA25-066	IVX028							
	064	12XA26-021	AVX032*							
12XA24-043	065		IVX022							
12XA25-063	066		IVX028							
12XA04-098	067		AVP012							
	068	12J001-022	APDC12*							
	069	12J001-021	APDC13*							
12XA25-059	070		AVP011*							
12XA25-058	071		AVP001							
12XA12-027	072	12J002-244	GPE123*							
	073	12XA26-069	AVX016*							
12XA25-049	074	12XA25-078	CVT011*							
	075	12J002-227	AVKCC1							
	076	12XA26-092	AVW001							
	077	12J002-100	KYXG01*							
12XA25-074	078	12J001-056	CVT011*							
	079	12J002-099	AVX026*							
	080									
12XA19-079	081		BVT022*							
	082	12XA26-080	GPL062							
12XA25-043	083	12XA26-068	CVP021							
	084									

SECTION II A(3). LOGIC CONTROL UNIT CARD CAGE NO. 2 WIRE LIST

COMPONENT 12XA25-		CONNECTOR (LOGIC CARD NO. 4)								
FROM	PIN	TO	SIGNAL	WIRE	NO.	COLOR	GROUP	ROUTE	REMARKS	NOTE
	005									
	006									
	007									
	008									
	009									
	090									
12XA20-099	091		GKT299						A	
12XA17-065	091		GKT299						E	
	092	12XA25-090	GKT000						A	
	093									
	094									
	095									
	096									
12XA17-063	097		GKT399						A	
12XA04-099	097		GKT399						E	
12XA25-092	098		GKT000						A	
	098	12XA30-072	GKT000			T2222		YG004		
	099									
	100									
	101									
	102									
	103									
	104									
	105									
	106									

KEY

SECTION II A(3). LOGIC CONTROL UNIT CARD CAGE NO. 2 WIRE LIST

COMPONENT 12XA26-		CONNECTOR (LOGIC CARD NO. 11)								
FROM	PIN	TO	SIGNAL	WIRE NO.	WIRE NO.	COLOR	GROUP	ROUTE	REMARKS	NOTE
	001								KEY	
	002								KEY	
	003								GRD	
	004	12J002-C75	PZC004B C						GRD	
	005								+5VDC	
	006								+5VDC	
	007	12J002-C65	CVN041*							
12XA24-055	008	12XA26-014	8VX031							
12XA25-081	009	12XA26-015	AVX031*							
	010									
	011									
	012									
	013	12J002-C67	CVN141*							
12XA26-008	014		8VX031							
12XA26-009	015		AVX031*							
	016									
	017									
	018									
	019	12J002-C63	PVC041*							
12XA24-056	020	12XA26-026	PVC031							
12XA25-064	021	12XA26-027	AVX032*							
	022									
	023									
	024									
	025	12J002-C62	CVN141*							
12XA26-020	026		8VX031							
12XA26-021	027		AVX032*							
	028									

SECTION II A(3). LOGIC CONTROL UNIT CARD CAGE NO. 2 WIRE LIST

COMPONENT 12XA26-		CONNECTOR (LOGIC CARD NO. 11)								
FROM	TO	SIGNAL	NO.	Y.	COLOR	GROUP	ROUTE	REMARKS	NOTE	
	029									
	030									
	031	12J002-637	LV5041*							
12XA26-001	032	12XA26-638	BV5031							
12XA23-006	033	12XA26-639	AVX033*							
	034									
	035									
	036									
	037	12J002-646	CVS141*							
12XA26-032	038		BV5031							
12XA26-033	039		AVX033*							
	040									
	041									
	042									
	043	12J002-659	CVV011*							
12XA23-009	044	12XA26-650	AVV001							
	045									
	046									
	047									
	048									
	049	12J002-658	CVV111*							
12XA26-044	050		AVV001							
	051									
	052									
	053									
	054									
	055	12J002-105	CVU021*							
12XA26-091	056		CVU011							

SECTION II A(3). LOGIC CONTROL UNIT CARD CAGE NO. 2 WIRE LIST

COMPONENT 12XA26-		CONNECTOR (LOGIC CARD NO. 11)									
FROM	PIN	TO	SIGNAL	NO.	NO.	NO.	COLOR	GROUP	ROUTE	REMARKS	NOTE
12XA24-085	057		0VK0250								
	058										
	059										
	060										
	061	12XA27-057	CVK055								
12XA24-051	062		1VK0450								
12XA16-054	063		AVT021								
	064										
12XA15-028	065		AVT0140								
	066										
	067	12J002-069	CVP0310								
12XA25-083	068	12XA26-074	CVP021								
12XA25-073	069	12XA26-075	AVR0160								
	070										
	071										
	072										
	073	12J002-068	CVP1310								
12XA26-068	074		CVP021								
12XA26-069	075	12XA26-081	AVR0160								
	076										
	077										
	078										
	079	12J002-061	CVR0010								
12XA25-082	080	12XA26-086	GFLO62								
12XA26-075	081	12XA26-087	AVR0160								
	082										
	083										
	084										

SECTION II A(3) LOGIC CONTROL UNIT CARD CAGE NO. 2 WIRE LIST

COMPONENT 12XA26-		CONNECTOR (LOGIC CAGE NO. 11)									
FROM	PIN	TO	SIGNAL	SEN	CL	Y	COLOR	GROUP	ROUTE	REMARKS	NOTE
	085	12J002-C60	CVR101*								
12XA26-060	086	12J001-164	GPL067								
12XA26-081	087		AVX016*								
	088										
	089										
	090										
	091	12XA30-100	CVW011*								
12XA26-076	092	12XA26-C98	AVW001								
	093										
	094										
	095										
	096										
	097	12XA30-C99	CVW111*								
12XA26-092	098		AVW001								
	099										
	100										
	101										
	102										
	103										
	104										
	105										
	106										

SECTION II A(3). LOGIC CONTROL UNIT CARD CAGE NO. 2 WIRE LIST

COMPONENT 12KA27-

CONNECTOR (CARRY CARD NO. 4)

FROM	PIN	TO	SIGNAL	TER	Y	COLOR	GROUP	ROUTE	REMARKS	NOTE
	001								GRD	
	002	12J002-673	GRD227			T2NA1	T3001		GRD	
	003									
	004									
	005								+5VDC	
	006								+5VDC	
	007									
	008									
	009									
	010									
	011									
	012									
	013									
	014									
	015									
	016									
	017									
	018									
	019									
	020									
	021								KEY	
	022									
	023									
	024									
	025									
	026									
	027									
	028									

SECTION A(3). LOGIC CONTROL UNIT CARD CAGE NO. 2 WIRE LIST

COMPONENT 12XA27-		CONNECTOR (CIRCUIT CARD NO. 4)							
FROM	TO	SIGNAL	NO.	GROUP	ROUTE	REMARKS	NOTE		
	029								
	030								
	031								
	032								
	033								
	034								
	035								
	036								
	037					KEY			
	038								
	039								
	040								
	041								
	042								
	043								
	044								
	045								
	046								
	047								
	048								
	049								
	050								
	051								
	052								
	053								
	054								
12XA29-053	055		CVT016						
	056								

SECTION II A(3). LOGIC CONTROL UNIT CARD CAGE NO. 2 WIRE LIST

FROM	PIN	TO	SIGNAL	GROUP	ROUTE	REMARKS	NOTE
12XA26-061	057	12XA27-069	GVX055				
	058						
12XA11-052	059	12J002-C22	CTC115				
	060						
	061						
	062						
	063						
	064						
	065						
	066						
	067						
	068						
	069						
	070						
	071						
	072						
	073						
	074	12J002-077	PZF015				
	075						
	076						
	077						
	078						
	079						
	080						
	081	12XA27-082	UZP012				
12XA27-082	082	12XA27-081	UZP012				
12XA16-031	083	12XA27-091	TVK0'50				
12XA27-082	084	12XA27-097	UZP012				

SECTION II A3). LOGIC CONTROL UNIT CARD CAGE NO. 2 WIRE LIST

COMPONENT 12XA27-		CONNECTOR (COMPNT CARD NO. 4)									
FROM	PIN	TO	SIGNAL	SEC	A	V	COLOR	GROUP	ROUTE	REMARKS	NOTE
	085										
	086										
	087										
	088										
12XA27-087	089	12XA27-095	LVR055								
	090	12XA27-099	LVR065								
12XA27-083	091	12XA27-092	TVR075*								
12XA27-091	092		TVR075*								
	093										
	094										
12XA27-089	095	12XA27-098	CVR055								
	096										
12XA27-084	097		LZP012	B							
	097	17J007-074	LZP012	B		T2722		TG001			
12XA27-095	098		CVR055								
12XA27-090	099		UVR065								
	100										
	101										
	102										
	103										
	104										
	105										
	106										

SECTION II A(3). LOGIC CONTROL UNIT CARD CAGE NO. 2 WIRE LIST

CONNECTOR (COMPNT CARD NO. 1)										
COMMENT 12XA28-	FROM	PIN	TO	SIGNAL	SER	COL	GROUP	ROUTE	REMARKS	NOTE
		001							GRD	
		002							GRD	
		003								
		004								
		005							+5VDC	
		006							+5VDC	
	12XA23-044	007	12J002-123	XAX132						
	12XA23-037	008	12J002-138	XAX131						
	12XA23-030	009	12J002-137	XAX130						
	12XA23-023	010	12J002-136	XAX129						
	12XA23-016	011	12J002-135	XAX128						
	12XA23-009	012	12J002-134	XAX127						
		013								
		014								
		015								
		016								
		017								
		018								
		019								
		020								
		021							KEY	
		022								
	12XA08-029	023	12J007-129	XAX136						A
		023	12J001-088	XAX138						B
	12XA23-072	024	12J002-128	XAX137						A
		024	12J001-087	XAX137						P
	12XA08-041	025	12J007-127	XAX136						A
		025	12J001-086	XAX136						P

SECTION II A(3) LOGIC CONTROL UNIT CARD CASE CONTROL UNIT CARD CAGE NO. 2 WIRE LIST

COMPONENT 12XA23-		CONNECTOR (CHANGE CARD NO.)									
SOM	PK	TO	SIGNAL	SEC	1	2	COLOR	GROUP	ROUTE	REMARKS	NOTE
12XA23-065	026	12J002-126	XAX135	A							
	026	12J001-061	XAX135	P							
12XA23-058	027	12J007-129	XAX134								
12XA23-051	027	12J002-124	XAX133								
	028										
	030									KEY	
	033										
	032										
	033										
	034										
	035										
	036										
	037										
	038										
12XA09-052	039	12J002-166	XAX144								
12XA09-059	040	12J002-167	XAX143								
12XA09-065	041	12J002-166	XAX142	A							
	041	12J001-068	XAX142	P							
12XA08-011	042	12J007-162	XAX141	A							
	042	12J001-067	XAX141	P							
12XA08-017	043	12J007-161	XAX140	A							
	043	12J001-066	XAX140	P							
12XA08-023	044	12J002-160	XAX139	A							
	044	12J001-069	XAX139	P							
	045										
	046										
	047										
	048										

SECTION II A(3). LOGIC CONTROL UNIT CARD CAGE NO. 2 WIRE LIST

COMPONENT 12XA20-		CONNECTOR (COMPAT CARD NO. 1)								
FROM	PIN	TO	SIGNAL	WIRE	GROUP	COLOR	GROUP	ROUTE	REMARKS	NOTE
	049									
	050									
	051									
	052									
	053									
	054									
12XA09-017	055	12J002-157	XAX150							
12XA09-023	056	12J002-156	XAX149							
12XA09-029	057	12J002-172	XAX148							
12XA09-035	058	12J002-171	XAX147							
12XA09-041	059	12J002-170	XAX146							
12XA09-047	060	12J002-169	XAX145							
	061									
	062									
	063									
	064									
	065									
	066									
	067									
	068									
	069									
	070									
12XA24-038	071	12J002-106	SVU000*							
12XA25-050	072	12J002-103	SVT001							
12XA09-071	073	12J002-165	XAX154							
12XA09-077	074	12J002-164	XAX153							
12XA09-083	075	12J002-163	XAX152							
12XA09-011	076	12J002-158	XAX151							

SECTION II A(3). LOGIC CONTROL UNIT CARD CAGE NO. 2 WIRE LIST

COMPONENT 12XA20-		CONNECTOR (COMPNT CARD NO. 1)									
FROM	PIN	TO	SIGNAL	SEN	ACT	Y	COLOR	GROUP	ROUTE	REMARKS	NOTE
	077										
	078										
	079										
	080										
	081										
	082										
	083										
	084										
	085										
	086										
12XA19-054	087	12J001-C17	1VR7e10								
12XA21-090	088	12J001-043	1VR7270								
12XA21-093	089	12J001-042	1VR7260								
12XA19-060	090	12J002-057	SVT0C20								
12XA17-054	091		CTW15C								
12XA19-046	092	12J001-123	1R0330								
	093										
	094										
	095										
	096										
	097										
	098										
	099										
	100										
	101										
	102										
	103										
	104										

SECTION II A(3). LOGIC CONTROL UNIT CARD CAGE NO. 2 WIRE LIST

COMPONENT 12KA20-		CONNECTOR (COMPONENT CAGE NO. 1)							
FROM	PIN	TO	SIGNAL	WIRE NO.	COLOR	GROUP	ROUTE	REMARKS	NOTE
	105								
	106								

SECTION II A(3). LOGIC CONTROL UNIT CARD CAGE NO. 2 WIRE LIST

COMPONENT 12XA29-		CONNECTOR (COMPONENT CAGE NO. 5)								
FROM	PIN	TO	SIGNAL	WIRE NO.	WIRE NO.	COLOR	GROUP	ROUTE	REMARKS	NOTE
	001								GRD	
	002								GRD	
	003									
	004									
	005								+5VDC	
	006								+5VDC	
12XA03-018	007	12J002-053	CT0044*							
12XA03-016	008	12J002-054	CT0045*							
12XA03-014	009	12J002-056	CT0046*							
12XA03-012	010	12J002-057	CT0043*							
12XA03-010	011	12J002-058	CT0042*							
12XA03-008	012	12J002-059	CT0041*							
	013									
	014									
	015									
	016									
	017									
	018									
	019									
	020									
	021								KEY	
	022									
12XA03-054	023	12J002-047	CT0057*							
12XA03-052	024	12J002-048	CT0051*							
12XA03-050	025	12J002-049	CT0050*							
12XA03-048	026	12J002-050	CT0049*							
12XA03-046	027	12J002-051	CT0048*							
12XA03-044	028	12J002-052	CT0047*							

SECTION II A(3). LOGIC CONTROL UNIT CARD CAGE NO. 2 WIRE LIST

COMPONENT		CONNECTOR (CAGE NO. 3)								
FROM	PIN	TO	SIGNAL	WIRE	COLOR	GROUP	ROUTE	REMARKS	NOTE	
	029									
	030									
	031									
	032									
	033									
	034									
	035									
	036									
	037									
	038							KEY		
12XA03-102	039	12J001-241	GT0058*							
12XA03-100	040	12J001-242	GT0057*							
12XA03-098	041	12J001-243	GT0056*							
12XA03-096	042	12J001-244	GT0055*							
12XA03-094	043	12J002-045	GT0054*							
12XA03-092	044	12J002-046	GT0053*							
	045									
	046									
	047									
	048									
	049									
	050									
	051									
	052									
	053									
	054									
12XA04-046	055	12J001-235	GT0064*							
12XA04-044	056	12J001-236	GT0063*							

SECTION II A(3). LOGIC CONTROL UNIT NO. 2 WIRE LIST

COMPONENT 12XA29-		CONNECTOR (CIRCUIT CARD NO. 9)								
FROM	PIN	TO	SIGNAL	WIRE NO.	COLOR	GROUP	ROUTE	REMARKS	NOTE	
12XA04-010	057	12J001-237	GT0062*							
12XA04-016	058	12J001-238	GT0061*							
12XA04-014	059	12J001-239	GT0060*							
12XA04-064	060	12J001-240	GT0059*							
	061									
	062									
	063									
	064									
	065									
	066									
	067									
	068									
	069									
	070									
	071									
12XA12-077	072	12XA29-089	GUT095							
12XA04-089	073	12J001-231	GT0068*							
12XA04-052	074	12J001-232	GT0067*							
12XA04-050	075	12J001-233	GT0066*							
12XA04-048	076	12J001-234	GT0065*							
	077									
	078									
	079									
	080									
	081									
	082									
12XA29-072	083	12J002-147	GUT095							
	084									

SECTION II A(3). LOGIC CONTROL UNIT CARD CAGE NO. 2 WIRE LIST

COMPONENT 12XA29-		CONNECTOR (COMPONENT CARD NO. 5)								
FROM	PIN	TO	SIGNAL	UNIT	GROUP	ROUTE	REMARKS	NOTE		
	005									
	006									
12XA29-002	007		GR0320	A	T2222	T6002				
	007	12J002-115	GR0320	B	T22AT	T6003				
12XA29-008	008		XK5000*	A	T2222	T6002				
	008	12XA29-099	XK5000*	B						
	009									
	090	12J002-122	*ZP005							
	091									
	092	12J002-044	GVV205							
	093									
	094									
12XA29-098	095	12XA29-096	RVN002							
12XA29-095	096		RVN002							
12XA29-010	097	12XA29-098	RVG002							
12XA29-097	098		RVG002							
12XA29-088	099		XK5000* B							
	099	12J002-114	XK5000* C		T2222	T6003				
	100									
	101									
	102									
	103									
	104									
	105									
	106									

SECTION II A(3). LOGIC CONTROL UNIT CARD CAGE NO. 2 WIRE LIST

COMPONENT	TERMINAL	CONNECTOR	TERMINAL	WIRE NO.	COLOR	GROUP	ROUTE	REMARKS	NOTE
FROM	PIN	TO	SIGNAL						
	001							GRD	
	002							GRD	
	003								
	004								
	005							♦SVDC	
	006							♦SVDC	
12XA05-013	007	12J001-219	CTB006						
12XA05-007	008	12J001-220	CTB005						
12XA02-097	009	12J001-221	CTB004						
12XA02-091	010	12J001-222	CT9003						
12XA02-005	011	12J001-223	CTB002						
12XA02-079	012	12J001-224	CTB001						
	013								
	014								
	015								
	016								
	017								
	018								
	019								
	020								
	021							KEY	
	022								
12XA05-049	023	12J001-213	CT9012						
12XA05-043	024	12J001-214	CTB011						
12XA05-037	025	12J001-215	CTB010						
12XA05-031	026	12J001-216	CTB009						
12XA05-025	027	12J001-217	CTB008						
12XA05-019	028	12J001-218	CTB007						

SECTION II A(3). LOGIC CONTROL UNIT CARD CAGE NO. 2 WIRE LIST

COMPONENT 12XA30-

CONNECTOR (CIRCUIT CARD NO. 6)

FROM	PIN	TO	SIGNAL	WIRE	COLOR	GROUP	ROUTE	REMARKS	NOTE
	029								
	030								
	031								
	032								
	033								
	034								
	035								
	036								
	037								
	038								
12XA05-005	039	12J002-095	CT0010						
12XA05-079	040	12J001-200	0T0017						
12XA05-073	041	12J001-209	CT0016						
12XA05-067	042	12J001-210	0T0015						
12XA05-061	043	12J001-211	CT0014						
12XA05-055	044	12J001-212	CT0013						
	045							KEY	
	046								
	047								
	048								
	049								
	050								
	051								
	052								
	053								
	054								
12XA06-025	055	12J002-014							
12XA06-019	056	12J002-015							

SECTION II A(3). LOGIC CONTROL UNIT CARD CASE NO. 2 WIRE LIST

COMPONENT 12XA30-		CONNECTOR		IC/PNT		CARD NO. 61		ROUTE	REMARKS	NOTE
FROM	FIN	TO	SIGNAL	SEN	ACT	Y	COLOR			
12XA06-013	057	12J002-016	CTB022							
12XA06-037	058	12J002-017	CTB021							
12XA05-097	059	12J002-018	CTB020							
12XA05-091	060	12J002-019	CTB019							
	061									
	062									
	063									
	064									
	065									
	066									
	067									
	068									
	069									
	070									
12XA25-002	071		GR0320	C	T2222		FG004			
	071	12J002-117	GR0320	C	T2AAT		FG305			
12XA25-098	072		GKT0000	0	T2222		FG004			
	072	12XA30-003	GKT0000	C						
12XA06-049	073	12J002-010	CTB028							
12XA06-043	074	12J002-011	CTB027							
12XA06-037	075	12J002-012	CTB026							
12XA06-031	076	12J002-013	CTB025							
	077									
	078									
	079									
	080									
	081									
	082									

SECTION II A(3). LOGIC CONTROL UNIT CARD CAGE NO. 2 WIRE LIST

COMPONENT 12XA30-		CONNECTOR (COMPWT CARD NO. 6)								
FROM	PIN	TO	SIGNAL	NO.	Y.	COLOR	GROUP	ROUTE	REMARKS	NOTE
12XA30-072	083		GRT000° C							
	083	12J002-116	GRT000° B			T2222	T6005			
	084									
	085									
	086									
	087	12XA30-088	WZX001°							
12XA30-087	088	12J002-C76	WZX001°							
	089	12XA30-090	UW112							
12XA23-070	090	12XA30-C95	UW112							
	091									
	092	12J001-230	GLU014°							
	093									
	094									
12XA30-090	095		UW112							
	096									
	097									
12XA30-089	098		UW112							
12XA26-097	099	12J002-070	CVW111°							
12XA24-091	100	12J002-C71	CVW111°							
	101									
	102									
	103									
	104									
	105									
	106									

SECTION II B(3). LOGIC CONTROL UNIT CARD CAGE NO. 2. CIRCUIT LIST

FROM	TO	SIGNAL	RELAY	COLOR	GROUP	ROUTE	REMARKS	NOTE
12XA19-096	12XA20-037	AAA0220						
12XA20-037	12J001-026	AAA0220						
12XA14-035	12XA14-041	AAA0230						
12XA14-041	12XA14-071	AAA0230						
12XA14-071	12XA15-047	AAA0230						
12XA15-047	12XA15-095	AAA0230						
12XA15-095	12J001-030	AAA0230						
12XA14-033	12XA14-039	AAA0240						
12XA14-039	12XA15-051	AAA0240						
12XA15-051	12XA15-093	AAA0240						
12XA15-093	12XA19-033	AAA0240						
12XA19-033	12J001-029	AAA0240						
12XA14-032	12XA14-068	AAA0250						
12XA14-068	12XA15-009	AAA0250						
12XA15-009	12XA15-050	AAA0250						
12XA15-050	12J001-033	AAA0250						
12XA14-022	12XA14-028	AAA0260						
12XA14-028	12XA14-030	AAA0260						
12XA14-030	12XA14-058	AAA0260						
12XA14-058	12J001-036	AAA0260						
12XA14-021	12XA14-029	AAA0270						
12XA14-063	12XA14-065	AAA0270						

SECTION II B(3). LOGIC CONTROL UNIT CARD CAGE NO. 2 CIRCUIT LIST

FROM	TO	SIGNAL	UNIT	COLOR	GROUP	ROUTE	REMARKS	NOTE
12XA14-065	12J001-C35	AAA0270						
12XA14-020	12XA14-326	AAA0280						
12XA14-026	12XA14-060	AAA0280						
12XA14-060	12XA14-000	AAA0280						
12XA14-000	12J001-C72	AAA0280						
12XA15-019	12J002-202	AA01000						
12J001-020	12XA15-022	AA01010						
12XA15-022	12J002-201	AA01010						
12XA15-025	12J002-200	AAC1020						
12XA15-031	12J002-199	AA01040						
12XA15-034	12J002-190	AAC1050						
12XA15-040	12J001-057	AA01070						
12XA15-055	12J002-224	AA01100						
12XA15-058	12J001-103	AA01110						
12XA15-061	12J001-071	AA01120						
12XA15-070	12J002-193	AA01150						

SECTION II B(3). LOGIC CONTROL UNIT CARD CAGE NO. 2 CIRCUIT LIST

FROM	TO	SIGNAL	COLAR	GROUP	ROUTE	REMARKS	NOTE
12XA11-029	12XA15-C76	AA01170					
12XA12-019	12XA12-023	AA05210					
12XA12-022	12XA12-026	AA0531					
12XA12-024	12XA12-C25	AA05410					
12XA12-025	12J002-203	AA05410					
12XA10-017	12XA11-C17	AKS2110					
12XA11-017	12XA11-C31	AKS2110					
12XA11-031	12XA11-072	AKS2110					
12XA23-017	12XA23-031	AKS2230					
12XA23-031	12XA23-C45	AKS2230					
12XA23-045	12XA23-C59	AKS2230					
12XA23-059	12XA23-C73	AKS2230					
12XA23-073	12XA23-100	AKS2230					
12XA11-073	12XA20-C70	AKS299					
12XA20-070	12XA20-099	AKS299					
12XA20-099	12XA23-097	AKS299					
12XA23-097	12XA23-101	AKS299					
12XA04-032	12J002-242	AA0530					
12XA04-033	12J002-241	AA0540					

SECTION II B(3). LOGIC CONTROL UNIT CARD CAGE NO. 2 CIRCUIT LIST

FROM	TO	SIGNAL	UNIT	COLOR	GROUP	ROUTE	REMARKS
12XA09-095	12J002-240	APF1150					
12XA25-060	12J001-C22	APD0120					
12XA04-069	12XA04-C75	APF361					
12XA04-075	12XA12-060	APF361					
12XA12-060	12J001-C25	APF361					
12XA25-044	12J001-105	APL1240					
12XA24-000	12J001-074	APT031					
12XA12-044	12XA12-045	ATA100					
12XA12-045	12XA12-C47	ATA1CC					
12XA12-047	12XA12-048	ATA1CC					
12XA12-048	12XA12-067	ATA100					
12XA10-076	12XA13-CC9	ATA1010					
12XA13-009	12XA13-C31	ATA1010					
12XA12-060	12XA13-C55	ATA1020					
12XA09-092	12XA13-C50	ATA1030					
12XA09-069	12XA09-C72	ATA203					
12XA09-072	12XA09-075	ATA203					
12XA09-075	12XA09-C78	ATA203					
12XA09-078	12XA09-C01	ATA2C3					

SECTION II B(3). LOGIC CONTROL UNIT CARD CAGE NO. 2 CIRCUIT LIST

FROM	TO	NORMAL	SEC	Y	CLR	GROUP	ROUTE	REMARKS	NOTE
12XA09-001	12XA09-C04	ATA203							
12XA09-004	12XA09-091	ATA203							
12XA09-091	12J001-129	ATA203							
12XA13-007	12XA13-032	ATA501							
12XA13-032	12XA13-C56	ATA501							
12XA13-056	12XA13-099	ATA501							
12XA02-000	12XA03-C19	ATB1010							
12XA02-006	12XA03-C22	ATB1010							
12XA02-092	12XA03-C25	ATB1030							
12XA02-090	12XA03-C28	ATB1040							
12XA03-031	12XA05-C00	ATB1050							
12XA03-034	12XA05-014	ATB1060							
12XA03-037	12XA05-020	ATB1070							
12XA03-040	12XA05-C26	ATB1080							
12XA03-055	12XA05-032	ATB1090							
12XA03-058	12XA05-C30	ATB1100							

SECTION II B(3). LOGIC CONTROL UNIT CARD CAGE NO. 2 CIRCUIT LIST

FROM	TO	NO.	GROUP	NOTE	REMARKS	NOTE
12XA03-061	12XA05-044	AT01110				
12XA03-064	12XA05-050	AT01120				
12XA03-067	12XA05-054	AT01130				
12XA03-070	12XA05-062	AT01140				
12XA03-073	12XA05-068	AT01150				
12XA03-076	12XA05-074	AT01160				
12XA03-079	12XA05-080	AT01170				
12XA03-082	12XA05-086	AT01180				
12XA03-085	12XA05-092	AT01190				
12XA05-098	12XA07-007	AT01200				
12XA06-008	12XA07-010	AT01210				
12XA06-014	12XA07-013	AT01220				
12XA06-020	12XA07-016	AT01230				
12XA06-026	12XA07-019	AT01240				

SECTION II B(3). LOGIC CONTROL UNIT CARD CAGE NO. 2 CIRCUIT LIST

FROM	TO	SIGNAL	AS	BY	COLOR	GROUP	ROUTE	REMARKS	NOTE
12XA06-032	12XA07-022	AT0125°							
12XA06-038	12XA07-025	AT0126°							
12XA06-044	12XA07-028	AT0127°							
12XA03-002	12J002-148	AT0168							
12XA10-005	12XA13-024	AT0201°							
12XA13-024	12XA13-046	AT0201°							
12XA10-045	12XA13-005	AT0202°							
12XA04-035	12XA13-008	AT0203°							
12XA13-008	12J002-101	AT0203°							
12XA13-022	12XA13-047	AT0501							
12XA13-047	12XA13-006	AT0501							
12XA13-006	12XA13-009	AT0501							
12XA09-094	12XA10-048	ATC102							
12XA10-048	12XA10-049	ATC102							
12XA10-049	12XA10-051	ATC102							
12XA10-051	12XA10-052	ATC102							
12XA10-052	12J001-171	ATC102							
12XA11-049	12XA11-098	ATC120							
12XA11-098	12XA11-099	ATC120							

SECTION II B(3). LOGIC CONTROL UNIT CARD CAGE NO. 2 CIRCUIT LIST

FROM	TO	SIGNAL	COLAR	GROUP	NOTE	REMARKS	NOTE
12XA11-699	12XA11-101	ATC120					
12XA11-101	12XA11-102	ATC120					
12XA11-102	12J002-C24	ATC120					
12XA10-056	12XA10-057	ATC121					
12XA10-057	12XA10-059	ATC121					
12XA10-059	12XA10-060	ATC121					
12XA10-060	12XA10-069	ATC121					
12XA10-069	12J001-172	ATC121					
12XA10-072	12XA10-090	ATC122					
12XA10-090	12XA10-091	ATC122					
12XA10-091	12XA10-093	ATC122					
12XA10-093	12XA10-094	ATC122					
12XA10-094	12J002-C20	ATC122					
12XA12-064	12XA12-003	ATC200					
12XA10-064	12XA10-098	ATC203					
12XA10-098	12XA10-099	ATC203					
12XA10-099	12XA10-101	ATC203					
12XA10-101	12XA10-102	ATC203					
12XA10-102	12XA11-076	ATC203					
12XA11-076	12J002-C21	ATC203					
12XA11-004	12XA12-061	ATC214					

SECTION II B(3). LOGIC CONTROL UNIT CARD CAGE NO. 2 CIRCUIT LIST

FROM	TO	SIGNAL	DEF	COLAR	GROUP	ROUTE	REMARKS	NOTE
12XA09-097	12XA10-034	ATC302						
12XA11-061	12XA14-606	ATC320						
12XA09-100	12XA11-C34	ATC321						
12XA10-061	12XA11-042	ATC322						
12XA12-050	12XA12-051	ATE100						
12XA12-051	12XA12-C53	ATE100						
12XA12-053	12XA12-C54	ATE100						
12XA12-054	12XA12-070	ATE100						
12XA10-077	12XA13-012	ATE101*						
12XA13-012	12XA13-C34	ATE101*						
12XA12-071	12XA13-061	ATE102*						
12XA09-086	12XA13-064	ATE103*						
12XA09-009	12XA09-C12	ATE203						
12XA09-012	12XA09-C15	ATE203						
12XA09-015	12XA09-018	ATE203						
12XA09-018	12XA09-C21	ATE203						
12XA09-021	12XA09-C24	ATE203						
12XA09-024	12XA09-C27	ATE203						
12XA09-027	12XA09-C30	ATE203						
12XA09-030	12XA09-C33	ATE203						

SECTION II B(3). LOGIC CONTROL UNIT CARD CAGE NO. 2 CIRCUIT LIST

FROM	TO	SIGNAL	UNIT	COLOR	GROUP	ROUTE	REMARKS	NOTE
12XA09-033	12XA09-036	ATE203						
12XA09-036	12XA09-005	ATE203						
12XA09-005	12J001-127	ATE203						
12XA13-010	12XA13-035	ATE901						
12XA13-035	12XA13-062	ATE901						
12XA13-062	12XA13-065	ATE901						
12XA12-073	12XA12-092	ATI100						
12XA12-092	12XA12-093	ATI100						
12XA12-093	12XA12-095	ATI100						
12XA12-095	12XA12-096	ATI100						
12XA10-079	12XA13-015	ATI1010						
12XA13-015	12XA13-037	ATI1010						
12XA12-074	12XA13-067	ATI1020						
12XA09-009	12XA13-070	ATI1030						
12XA09-039	12XA09-042	ATI203						
12XA09-042	12XA09-045	ATI203						
12XA09-045	12XA09-048	ATI203						
12XA09-048	12XA09-051	ATI203						
12XA09-051	12XA09-054	ATI203						
12XA09-054	12XA09-057	ATI203						
12XA09-057	12XA09-060	ATI203						
12XA09-060	12XA09-063	ATI203						

SECTION II B(3). LOGIC CONTROL UNIT CARD CAGE NO. 2 CIRCUIT LIST

FROM	TO	SIGNAL	COLAR	GROUP	ROUTE	REMARKS	NOTE
12XA09-063	12XA09-066	AT1203					
12XA09-066	12XA09-088	AT1203					
12XA09-088	12J001-128	AT1203					
12XA13-013	12XA13-038	AT1501					
12XA13-038	12XA13-068	AT1501					
12XA13-068	12XA13-071	AT1501					
12XA12-031	12XA12-056	ATL1010					
12XA12-034	12XA12-057	ATL1020					
12J001-124	12XA12-055	ATL201					
12XA12-055	12XA12-059	ATL201					
12XA12-059	12J002-196	ATL201					
12XA11-008	12XA12-058	ATL3010					
12XA12-058	12XA19-050	ATL3010					
12XA21-097	12J002-096	ATL4210					
12XA21-100	12J002-098	ATL5210					
12XA12-037	12XA12-061	ATL603					
12XA11-018	12XA12-040	ATL7030					
12XA12-040	12XA13-033	ATL7030					
12XA13-033	12XA13-036	ATL7030					

SECTION II B(3). LOGIC CONTROL UNIT CARD CAGE NO. 2 CIRCUIT LIST

FROM	TO	SIGNAL	COLAR	GROUP	ROUTE	REMARKS	NOTE
12XA13-036	12XA13-039	ATL7030					
12XA13-039	12XA13-042	ATL7030					
12XA13-042	12XA13-045	ATL7030					
12XA13-045	12XA13-048	ATL7030					
12XA13-048	12XA13-051	ATL7030					
12XA13-051	12XA13-054	ATL7030					
12XA13-084	12XA13-C21	ATM1010					
12XA13-021	12XA13-043	ATM1C10					
12XA13-079	12XA13-C75	ATM1C20					
12XA07-062	12XA07-C65	ATM1030					
12XA07-065	12XA13-082	ATM1030					
12XA07-033	12XA07-C45	ATM2C3					
12XA07-045	12XA07-C48	ATM203					
12XA07-048	12XA07-051	ATM203					
12XA07-051	12XA07-054	ATM203					
12XA07-054	12XA07-C57	ATM2C3					
12XA07-057	12XA07-C60	ATM203					
12XA07-060	12XA07-061	ATM203					
12XA07-061	12XA07-069	ATM203					
12XA07-069	12JC01-101	ATM2C3					
12XA07-064	12XA07-C72	ATM204					
12XA07-072	12XA07-075	ATM204					
12XA07-075	12XA07-C78	ATM204					

SECTION II B(3). LOGIC CONTROL UNIT CARD CAGE NO. 2 CIRCUIT LIST

FROM	TO	SIGNAL	SEC	TY	COLOR	GROUP	ROUTE	REMARKS	NOTE
12XA07-070	12XA07-081	ATM204							
12XA07-081	12XA07-084	ATM204							
12XA07-084	12XA07-087	ATM204							
12XA07-087	12XA07-090	ATM204							
12XA07-090	12XA07-092	ATM204							
12XA07-091	12XA07-096	ATM3030							
12XA07-091	12XA07-095	ATM3040							
12XA07-094	12XA07-098	ATM403							
12XA07-098	12XA07-041	ATM403							
12XA07-094	12XA07-098	ATM404							
12XA07-098	12XA07-101	ATM404							
12XA13-019	12XA13-044	ATM501							
12XA13-044	12XA13-000	ATM501							
12XA13-000	12XA13-003	ATM501							
12XA13-000	12XA13-018	ATP1010							
12XA13-018	12XA13-040	ATP1010							
12XA13-073	12XA13-068	ATP1020							
12XA04-030	12XA13-076	ATP1030							

SECTION II B(3). LOGIC CONTROL UNIT CARD CAGE NO. 2 CIRCUIT LIST

FROM	TO	SIGNAL	PORT	COLOR	GROUP	ROUTE	REMARKS	NOTE
12XA00-039	12XA00-042	ATP404						
12XA00-042	12XA00-045	ATP404						
12XA00-045	12XA00-048	ATP404						
12XA00-048	12XA00-051	ATP404						
12XA00-051	12XA00-054	ATP404						
12XA00-054	12XA00-057	ATP404						
12XA00-057	12XA00-060	ATP404						
12XA00-060	12XA00-063	ATP404						
12XA00-063	12XA00-066	ATP404						
12XA00-066	12XA00-100	ATP404						
12XA00-069	12XA00-072	ATP405						
12XA00-072	12XA00-075	ATP405						
12XA00-075	12XA00-078	ATP405						
12XA00-078	12XA00-081	ATP405						
12XA00-081	12XA00-084	ATP405						
12XA00-084	12XA00-087	ATP405						
12XA00-087	12XA00-090	ATP405						
12XA00-090	12XA00-093	ATP405						
12XA00-093	12XA00-096	ATP405						
12XA00-096	12XA00-097	ATP405						
12XA13-016	12XA13-041	ATP501						
12XA13-041	12XA13-074	ATP501						
12XA13-074	12XA13-077	ATP501						

SECTION II B(3). LOGIC CONTROL UNIT CARD CAGE NO. 2 CIRCUIT LIST

FROM	TO	SIGNAL	BS	Y	COLOR	GROUP	ROUTE	REMARKS	NOTE
12XA13-053	12XA13-C98	ATWCC1							
12XA10-088	12XA13-030	ATW1010							
12XA13-030	12XA13-052	ATW1010							
12XA06-C96	12XA13-C97	ATW1020							
12XA13-097	12XA19-C69	ATW1020							
12XA04-060	12XA12-C28	ATW1030							
12XA04-093	12XA12-C76	ATW1120							
12XA12-076	12J001-164	ATW1120							
12XA04-068	12XA04-C74	ATW113							
12XA04-C74	12XA04-C92	ATW113							
12XA04-092	12XA13-100	ATW113							
12XA13-100	12XA20-C76	ATW113							
12XA13-025	12XA13-C50	ATX001							
12XA13-050	12XA13-C92	ATX001							
12XA13-092	12XA13-095	ATX001							
12XA10-087	12XA13-C27	ATX1010							
12XA13-027	12XA13-049	ATX1010							
12XA10-046	12XA13-C91	ATX1020							

SECTION II B(3). LOGIC CONTROL UNIT CARD CAGE NO. 2 CIRCUIT LIST

FROM	TO	SIGNAL	REF	COLOR	GROUP	ROUTE	REMARKS	NOTE
12XA04-056	12XA13-090	ATX1C30						
12XA24-020	12XA25-019	AVN001						
12XA25-019	12XA25-035	AVN001						
12J001-016	12XA23-092	AVN0130						
12XA23-092	12J001-166	AVN0130						
12XA24-056	12XA25-034	AVN0210						
12XA25-050	12XA25-071	AVP001						
12XA25-047	12XA25-059	AVP0110						
12XA25-059	12XA25-070	AVP0110						
12XA04-090	12XA25-067	AVP012						
12XA24-024	12XA25-022	AVG001						
12XA25-022	12XA25-041	AVG001						
12XA24-060	12XA25-040	AVG0210						
12XA23-079	12XA24-026	AVS001						
12XA24-026	12XA25-025	AVS001						
12J001-016	12XA23-078	AVS0210 A						
12XA23-078	12XA24-062	AVS0210 A						
12XA24-062	12J001-165	AVS0210 A						628

SECTION II B(3). LOGIC CONTROL UNIT CARD CAGE NO. 2 CIRCUIT LIST

FROM	TO	SYMBOL	SEN	COLLAR	GROUP	ROUTE	REMARKS	NOTE
12KA24-062	12J002-094	AVS021	0					
12KA15-020	12KA26-065	AVT014	0					
12KA15-067	12KA16-C54	AVT021						
12KA16-054	12KA26-063	AVT021						
12KA20-072	12J001-C59	AVT113	0					
12KA23-009	12KA26-C44	AVV001						
12KA26-044	12KA26-050	AVV001						
12KA25-076	12KA26-092	AVW001						
12KA26-092	12KA26-C90	AVW001						
12KA23-005	12KA25-C20	AVX001						
12KA25-031	12KA25-039	AVX002						
12KA23-073	12KA25-C57	AVX003						
12KA24-054	12KA24-C50	AVX011	0					
12KA24-050	12KA24-077	AVX011	0					
12KA24-077	12KA25-011	AVX011	0					
12KA25-011	12KA25-C37	AVX011	0					
12KA24-044	12KA24-066	AVX012	0					
12KA24-066	12KA24-075	AVX012	0					

SECTION II B(3). LOGIC CONTROL UNIT CARD CAGE NO. 2 CIRCUIT LIST

FROM	TO	SIGNAL	COLAR	GROUP	ROUTE	REMARKS	NOTE
12XA24-075	12XA25-010	AVK012°					
12XA25-010	12XA25-055	AVK012°					
12XA23-003	12XA24-046	AVK013°					
12XA24-046	12XA24-064	AVK013°					
12XA24-064	12XA24-074	AVK013°					
12XA24-074	12XA25-009	AVK013°					
12XA25-073	12XA26-069	AVK016°					
12XA26-069	12XA26-075	AVK016°					
12XA26-075	12XA26-081	AVK016°					
12XA26-081	12XA26-087	AVK016°					
12XA10-021	12XA11-064	AVK017°					
12XA15-064	12XA24-050	AVK018°					
12XA24-050	12J001-167	AVK018°					
12XA25-061	12XA26-069	AVK031°					
12XA24-069	12XA26-015	AVK031°					
12XA25-064	12XA26-021	AVK032°					
12XA26-021	12XA26-027	AVK032°					
12XA23-006	12XA26-033	AVK033°					
12XA26-033	12XA26-039	AVK033°					

SECTION II B(3). LOGIC CONTROL UNIT CARD CAGE NO/ 2 CIRCUIT LIST

BA	TS	SIGNAL	UNIT	GROUP	NOTE	REMARKS	NOTE
12XA17-048	12XA20-061	AVR110					
12XA20-090	12XA21-089	AVR034					
12XA21-089	12JC01-169	AVR034					
12JC01-170	12XA20-098	AVR071					
12XA20-098	12XA21-092	AVR071					
12XA21-092	12JC02-204	AVR071					
12XA04-065	12XA21-086	AVR100*					
12XA21-086	12JC02-090	AVR100*					
2XA07-063	12XA07-044	AVR101*					
2XA07-066	12XA21-083	AVR101*					
2XA21-083	12JC02-108	AVR101*					
2XA04-036	12XA21-075	AVR102*					
2XA04-057	12XA21-078	AVR103*					
2XA15-073	12XA22-044	AVR902*					
2XA22-044	12XA22-045	AVR902*					
2XA22-045	12XA22-047	AVR902*					
2XA22-047	12XA22-048	AVR902*					
2XA15-037	12XA22-020	AVR910*					
2XA22-020	12XA22-021	AVR910*					

SECTION II B(3). LOGIC CONTROL UNIT CARD CAGE NO. 2 CIRCUIT LIST

FROM	TO	SIGNAL	REF	Y	COLOR	GROUP	ROUTE	REMARKS	NOTE
12KA22-050	12KA22-062	AVR9130							
12KA22-061	12KA22-083	AVR9140							
12KA22-064	12KA22-084	AVR9150							
12KA22-067	12KA22-087	AVR9160							
12KA22-070	12KA22-088	AVR9170							
12KA22-073	12KA22-089	AVR9180							
12KA22-076	12KA22-C9C	AVR9190							
12KA22-019	12KA22-C23	AVR92C							
12KA22-023	12KA22-026	AVR920							
12KA22-026	12KA22-029	AVR920							
12KA22-029	12KA22-C32	AVR92C							
12KA22-032	12KA22-C35	AVR52C							
12KA22-035	12KA22-038	AVR920							
12KA22-038	12KA22-041	AVR920							
12KA22-041	12KA22-C56	AVR92C							
12KA22-009	12KA22-022	AVR9210							
12KA22-010	12KA22-025	AVR9220							

SECTION II B(3). LOGIC CONTROL UNIT CARD CAGE NO. 2 CIRCUIT LIST

FROM	TO	SIGNAL	SEC	COLAR	GROUP	ROUTE	REMARKS	NOTE
12XA22-011	12XA22-028	AYR923*						
12XA22-012	12XA22-031	AYR924*						
12XA22-015	12XA22-034	AYR925*						
12XA22-016	12XA22-037	AYR926*						
12XA22-017	12XA22-040	AYR927*						
12XA22-018	12XA22-055	AYR928*						
12XA19-019	12J002-197	0A010*						
12XA19-025	12J002-195	0A011*						
12XA19-055	12J002-194	0A0114*						
12XA18-061	12J002-192	0A011*						
12XA12-062	12XA16-055	0A012*						
12XA11-085	12XA16-019	0A0123*						
12XA16-023	12J002-173	0A0124*						
12XA16-025	12J002-225	0A0125*						

SECTION II B(3). LOGIC CONTROL UNIT CARD CAGE NO. 2 CIRCUIT LIST

FROM	TO	SIGNAL	PERCENTAGE	COLOR	GROUP	ROUTE	REMARKS	NOTE
12XA16-059	12J002-223	0A0127*						
12XA16-061	12J002-191	0A0130*						
12XA09-098	12XA16-079	0AC131*						
12XA10-035	12XA16-083	0A0132*						
12XA09-101	12XA16-085	0A0133*						
12XA10-062	12XA17-059	0A0141*						
12XA11-049	12XA17-019	0AC142*						
12XA13-017	12XA17-023	0A0143*						
12XA13-008	12XA17-025	0A0144*						
12XA13-011	12XA17-035	0A0145*						
12XA13-020	12XA17-061	0A0147*						
12XA13-029	12XA17-079	0AC150*						
12XA13-023	12XA17-083	0A0151*						
12XA13-026	12XA17-085	0A0152*						

SECTION II B(3). LOGIC CONTROL UNIT CARD CAGE NO. 2 CIRCUIT LIST

FROM	TO	SIGNAL	SEC	COLOR	GROUP	ROUTE	REMARKS	NOTE
12XA10-019	12J002-221	0A01610						
12XA10-023	12J002-220	0A01620						
12XA10-025	12J002-219	0A01630						
12XA10-055	12J002-218	0A01640						
12XA10-059	12J002-217	0A01650						
12XA10-079	12J002-215	0A01670						
12XA10-093	12J002-214	0A01700						
12XA10-095	12J002-213	0A01710						
12XA14-008	12XA14-019	0A10000						
12XA14-010	12XA14-023	0A10110						
12XA14-012	12XA14-025	0A10120						
12XA14-014	12XA14-055	0A10130						
12XA14-016	12XA14-059	0A10140						
12XA14-018	12XA14-061	0A10150						

SECTION II B(3). LOGIC CONTROL UNIT CARD CAGE NO. 2 CIRCUIT LIST

FROM	TO	REMARKS
12XA14-044	12XA14-C79	8A1016*
12XA14-046	12XA14-003	8A1017*
12XA12-002	12J002-236	8XB032
12XA10-042	12J002-235	8XA169*
12XA10-073	12J002-230	8PA174*
12XA04-079	12XA04-C50	87B123*
12XA04-020	12XA04-C24	87B210*
12XA04-024	12XA04-026	87B210*
12XA04-026	12XA04-061	87B210*
12XA03-021	12XA03-C24	87B300
12XA03-024	12XA03-027	87B300
12XA03-027	12XA03-030	87B300
12XA03-030	12XA03-033	87B300
12XA03-033	12XA03-036	87B300
12XA03-036	12XA03-039	87B300
12XA03-039	12XA03-042	87B300
12XA03-042	12XA03-057	87B300
12XA03-057	12XA03-C60	87B300
12XA03-060	12XA04-019	87B300

SECTION II B(3). LOGIC CONTROL UNIT CARD CAGE NO. 2 CIRCUIT LIST

FROM	TO	SIGNAL	REF. #	COLOR	GROUP	ROUTE	REMARKS	NOTE
12XA03-043	12XA03-044	0T0301						
12XA03-044	12XA03-049	0T0301						
12XA03-049	12XA03-072	0T0301						
12XA03-072	12XA03-075	0T0301						
12XA03-075	12XA03-078	0T0301						
12XA03-078	12XA03-081	0T0301						
12XA03-081	12XA03-084	0T0301						
12XA03-084	12XA03-087	0T0301						
12XA03-087	12XA04-023	0T0301						
12XA04-025	12XA04-061	0T0302						
12XA04-061	12XA07-009	0T0302						
12XA07-009	12XA07-012	0T0302						
12XA07-012	12XA07-015	0T0302						
12XA07-015	12XA07-018	0T0302						
12XA07-018	12XA07-021	0T0302						
12XA07-021	12XA07-024	0T0302						
12XA07-024	12XA07-027	0T0302						
12XA07-027	12XA07-030	0T0302						
12XA07-030	12J001-162	0T0302						
12XA11-063	12XA11-070	0TC2200						
12XA11-070	12XA14-085	0TC2200						
12XA04-083	12XA04-086	0TP3030						
12XA04-086	12XA02-098	0TP3030						
12XA00-098	12XA00-101	0TP3030						
12XA00-101	12J001-16C	0TP3030						

SECTION II B(3). LOGIC CONTROL UNIT CARD CAGE NO. 2 CIRCUIT LIST

FROM	TO	SIGNAL	PORT	COLOR	GROUP	ROUTE	REMARKS	NOTE
12XA04-005	12XA08-C09	BTP403						
12XA08-009	12XA08-C12	BTP403						
12XA08-012	12XA08-C15	BTP403						
12XA08-015	12XA08-C18	BTP403						
12XA08-018	12XA08-C21	BTP403						
12XA08-021	12XA08-C24	BTP403						
12XA08-024	12XA08-C27	BTP403						
12XA08-027	12XA08-C30	BTP403						
12XA08-030	12XA08-C33	BTP403						
12XA08-033	12XA08-C36	BTP403						
12XA04-059	12XA16-052	BTV203						
12XA04-055	12XA16-05C	BTV203						
12XA23-076	12XA24-C19	BVNO110						
12XA24-019	12XA25-C21	BVNO110						
12XA25-021	12XA25-029	BVNO110						
12XA19-023	12XA19-C30	BVNC22						
12XA19-038	12XA23-C93	BVNO22						
12XA23-093	12XA25-036	BVNC22						
12XA25-036	12J002-102	BVNO22						
12XA24-055	12XA26-C08	BVNO31						
12XA26-008	12XA26-C14	BVNC31						

SECTION II B(3). LOGIC CONTROL CARD CAGE NO. 2 CIRCUIT LIST

FROM	TO	SIGNAL	SEN	COLAR	GROUP	ROUTE	REMARKS	NOTE
12XA24-023	12XA25-024	BVQ0110						
12XA25-024	12XA25-030	BVQ0110						
12XA25-030	12XA25-032	BVQ0110						
12XA24-059	12XA26-C20	BVQ031						
12XA26-020	12XA26-026	BVQ031						
12XA23-077	12XA24-C25	BVS0110						
12XA24-025	12XA25-027	BVS0110						
12XA25-027	12XA25-033	BVS0110						
12XA19-003	12XA19-007	BVS0230						
12XA19-007	12XA24-C20	BVS0230						
12XA19-005	12XA24-C33	BVS024						
12XA24-061	12XA26-032	BVS031						
12XA26-032	12XA26-038	BVS031						
12XA10-032	12XA15-C29	BVT012						
12XA15-029	12XA15-069	BVT012						
12XA15-069	12XA19-059	BVT012						
12XA19-059	12XA19-C00	BVT012						
12XA19-000	12XA20-049	BVT012						
12XA20-049	12XA20-074	BVT012						
12XA20-074	12XA25-051	BVT012						

SECTION II B(3). LOGIC CONTROL UNIT CARD CAGE NO. 2 CIRCUIT LIST

FROM	TO	SIGNAL	RES	COLOR	GROUP	ROUTE	REMARKS	NOTE
12XA19-061	12XA19-091	BVT013°						
12XA11-066	12XA19-065	BVT022°						
12XA19-065	12XA19-C75	BVT022°						
12XA19-079	12XA25-C01	BVT022°						
12XA24-048	12XA24-083	BVK014						
12XA24-083	12XA24-087	BVK014						
12XA24-085	12XA24-087	BVK022°						
12XA20-062	12XA24-C79	BVK046°						
12XA13-101	12XA14-C73	CAD120°						
12XA14-091	12J001-C7C	CAD121°						
12XA14-097	12J002-224	CAC126°						
12XA11-035	12XA16-031	CAD134°						
12XA10-065	12XA16-C37	CAD135°						
12XA11-077	12XA16-C67	CAD136°						
12XA11-062	12XA16-C73	CAD137°						

SECTION II B(3). LOGIC CONTROL UNIT CARD CAGE NO. 2 CIRCUIT LIST

FROM	TO	SIGNAL	REF	COLOR	GROUP	ROUTE	REMARKS	NOTE
12XA14-007	12XA16-C91	CAD140*						
12XA13-014	12XA16-C97	CAD146*						
12XA17-031	12J002-159	CAC153*						
12XA17-037	12XA25-C2C	CAD154*						
12XA17-047	12XA25-C23	CAD155*						
12XA17-073	12XA25-026	CAD156*						
12XA17-091	12J001-069	CAD157*						
12XA17-097	12J002-222	CAD160*						
12XA18-097	12J002-216	CAD166*						
12XA18-031	12J002-212	CAD172*						
12XA19-037	12J002-211	CAD173*						
12XA18-067	12J002-210	CAD174*						
12XA18-073	12J002-209	CAD175*						
12XA18-091	12J002-208	CAD176*						

SECTION II B(3). LOGIC CONTROL UNIT CARD CAGE NO. 2 CIRCUIT LIST

FROM	TO	SIGNAL	RES	COLOR	GROUP	ROUTE	REMARKS	NOTE
12XA14-031	12XA16-068	CA120C*						
12XA14-037	12XA16-010	CA1210*						
12XA14-067	12XA16-C12	CA122C*						
12XA16-010	12XA19-031	CA125C*						
12XA12-018	12XA20-033	CA1300*						
12XA12-08	12J002-237	CKA025*						
12J001-132	12XA23-094	CKE521*						
12XA23-094	12J002-228	CKE521*						
12XA10-043	12J002-234	CNV053*						
12XA10-041	12XA11-090	CTB1CC						
12XA11-090	12XA11-091	CTB100						
12XA11-091	12XA11-C93	CTB10C						
12XA11-093	12XA11-C94	CTB100						
12XA04-031	12XA04-062	CTB200						
12XA10-066	12XA11-075	CTC103*						
12XA11-075	12XA19-C24	CTC103*						

SECTION II B(3). LOGIC CONTROL UNIT CARD CAGE NO. 2 CIRCUIT LIST

FROM	TO	SIGNAL	RELAY	COLOR	GROUP	ROUTE	REMARKS	NOTE
12XA06-057	12XA11-083	CTC1140						
12XA11-083	12XA12-063	CTC1140						
12XA09-096	12XA09-099	CTC2020						
12XA09-099	12XA10-033	CTC2020						
12XA09-102	12XA10-071	CTC2210						
12XA10-071	12XA11-033	CTC2210						
12XA10-063	12XA10-074	CTC2220						
12XA10-074	12XA11-041	CTC2220						
12XA10-075	12XA12-032	CTL001						
12XA10-083	12XA12-035	CTL002						
12XA15-098	12XA15-099	CTW110						
12XA15-099	12XA15-101	CTW110						
12XA15-101	12XA15-102	CTW110						
12XA15-102	12XA19-073	CTW110						
12XA12-098	12XA12-099	CTP100						
12XA12-099	12XA12-101	CTP100						
12XA12-101	12XA12-102	CTP100						
12XA12-102	12XA19-067	CTP100						
12XA04-037	12XA04-084	CTP203						

SECTION II B(3). LOGIC CONTROL UNIT CARD CAGE NO. 2 CIRCUIT LIST

FROM	TO	SIGNAL	PARITY	COLOR	GROUP	ROUTE	REMARKS	NOTE
12XA04-092	12XA10-C09	CTW1140						
12XA10-009	12XA10-C16	CTW1140						
12XA10-016	12XA13-102	CTW1140						
12XA04-067	12XA10-C08	CTW1150						
12XA04-073	12XA10-C15	CTW1150						
12XA20-075	12J002-133	CTW1170						
12XA04-097	12XA25-06C	CV00220						
12XA19-006	12XA19-C09	CVS0130						
12XA19-009	12XA24-031	CVS0130						
12XA24-091	12XA24-056	CVU011						
12XA19-093	12XA19-C90	CVU0120						
12XA19-090	12XA24-037	CVU0120						
12XA19-091	12XA19-C94	CVU0220						
12XA19-099	12XA24-022	CVU0220						
12XA24-022	12XA24-030	CVU0220						
12XA19-097	12XA24-039	CVU023						
12XA19-037	12XA24-C04	CVU0040						

SECTION II B(3). LOGIC CONTROL UNIT CARD CAGE NO. 2 CIRCUIT LIST

FROM	TO	GROUP	CLASS	GROUP	NOTE	REMARKS	NOTE
12XA24-067	12XA24-089	CVK005*					
12XA15-066	12XA24-052	CVK035					
12XA24-052	12XA24-073	CVK035					
12XA24-097	12XA25-012	CVK044*					
12XA25-012	12J001-060	CVK044*					
12XA26-003	12J002-097	CVR109*					
12XA22-050	12XA22-051	FAA011					
12XA22-051	12J001-134	FAA011					
12XA21-025	12XA21-000	FVR000					
12XA21-024	12XA21-005	FVR001					
12XA21-023	12XA21-077	FVR002					
12XA21-022	12XA21-014	FVR003					
12XA21-044	12XA21-045	FVR003					
12XA21-045	12XA21-000	FVR003					
12XA21-039	12J002-110	FVR004*					
12XA21-038	12J002-000	FVR005*					

SECTION II B(3). LOGIC CONTROL UNIT CARD CAGE NO. 2 CIRCUIT LIST

FROM	TO	SIGNAL	COLLAR	GROUP	ROUTE	REMARKS	NOTE
12XA21-037	12J002-112	FVRC06*					
12XA19-000	12XA21-035	FVRC07					
12XA21-036	12XA21-038	FVRC07*					
12XA21-038	12XA21-039	FVRC07*					
12XA19-010	12XA21-053	FVRC08*					
12XA21-053	12XA21-102	FVRC08*					
12XA21-102	12J002-095	FVRC08*					
12XA20-005	12XA21-052	FVRC09					
12XA21-051	12J002-083	FVRC10*					
12XA21-050	12XA21-072	FVRC11*					
12XA21-072	12XA21-073	FVRC11*					
12XA21-073	12J002-113	FVRC11*					
12XA21-067	12J002-109	FVRC12*					
12XA21-066	12J002-001	FVRC13*					
12XA21-065	12J002-002	FVRC14*					
12J002-079	12XA21-064	FVRC15*					
12XA21-064	12J002-205	FVRC15*					

SECTION II B(3). LOGIC CONTROL UNIT CARD CAGE NO. 2 CIRCUIT LIST

FROM	TO	SIGNAL	RELAY	CONTACT	GROUP	ROUTE	REMARKS	NOTE
12XA14-102	12XA16-072	GAA021°						
12XA16-072	12XA16-102	GAA021°						
12XA16-102	12XA17-070	GAA021°						
12XA17-070	12XA18-064	GAA021°						
12XA18-064	12XA18-096	GAA021°						
12XA18-096	12XA18-102	GAA021°						
12XA18-102	12XA19-022	GAA021°						
12XA19-022	12XA22-049	GAA021°						
12XA22-049	12XA24-016	GAA021°						
12XA24-016	12JC01-045	GAA021°						
12JC01-018	12XA20-055	GAD103° A						
12XA20-055	12XA21-032	GAD103° A						
12XA21-032	12XA21-046	GAD103° A						
12XA21-046	12XA21-06C	GAD103° A						
12XA21-06C	12XA21-074	GAD103° A						
12XA21-074	12JC01-133	GAD103° A						
12XA21-074	12JC02-C91	GAD103° B						
12XA15-043	12XA16-014	GA123C°						
12XA15-049	12XA16-016	GA1240°						
12XA15-091	12XA16-C40	GA131C°						
12XA20-097	12XA21-C20	GKS231°						
12XA21-020	12XA21-034	GKS231°						
12XA21-034	12XA21-040	GKS231°						

SECTION II B(3). LOGIC CONTROL UNIT CARD CAGE NO. 2 CIRCUIT LIST

FROM	TO	SIGNAL	FIELD	COLOR	GROUP	ROUTE	REMARKS	NOTE
12XA21-040	12XA21-062	GKS2310						
12XA25-092	12XA25-C98	GKT0000 A						
12XA25-050	12XA30-C72	GKT0000 B	T2222		T6004			
12XA30-072	12XA30-083	GKT0000 C						
12XA30-003	12J002-116	GKT0000 D	T2222		T6005			
12XA17-065	12XA17-C69	GKT299 A						
12XA17-069	12XA17-075	GKT299 A						
12XA17-075	12XA17-081	GKT299 A						
12XA17-081	12XA17-087	GKT299 A						
12XA17-087	12XA17-089	GKT299 A						
12XA17-089	12XA17-093	GKT299 A						
12XA17-093	12XA17-099	GKT299 A						
12XA17-099	12XA18-C21	GKT299 A						
12XA18-021	12XA18-027	GKT299 A						
12XA18-027	12XA18-029	GKT299 A						
12XA18-029	12XA18-033	GKT299 A						
12XA18-033	12XA18-C39	GKT299 A						
12XA18-039	12XA18-C57	GKT299 A						
12XA18-057	12XA18-065	GKT299 A						
12XA18-065	12XA18-C69	GKT299 A						
12XA18-069	12XA18-C75	GKT299 A						
12XA18-075	12XA18-081	GKT299 A						
12XA18-081	12XA18-087	GKT299 A						
12XA18-087	12XA18-089	GKT299 A						
12XA18-089	12XA18-C93	GKT299 A						
12XA18-093	12XA18-099	GKT299 A						

SECTION II B(3). LOGIC CONTROL UNIT CARD CAGE NO. 2 CIRCUIT LIST

FROM	TO	SIGNAL	UNIT	COLOR	GROUP	ROUTE	REMARKS	NOTE
12XA18-099	12XA19-C27	GKT299	A					
12XA19-027	12XA19-057	GKT299	A					
12XA19-057	12XA20-059	GKT299	A					
12XA20-099	12XA25-C91	GKT299	A					
12XA17-065	12XA25-C91	GKT299	P					
12XA04-099	12XA12-021	GKT399	A					
12XA12-021	12XA12-042	GKT399	A					
12XA12-042	12XA14-075	GKT399	A					
12XA14-075	12XA14-093	GKT399	A					
12XA14-093	12XA14-099	GKT399	A					
12XA14-099	12XA16-C21	GKT399	A					
12XA16-021	12XA16-C27	GKT399	A					
12XA16-027	12XA16-030	GKT399	A					
12XA16-030	12XA16-033	GKT399	A					
12XA16-033	12XA16-C39	GKT399	A					
12XA16-039	12XA16-C57	GKT399	A					
12XA16-057	12XA16-C63	GKT399	A					
12XA16-063	12XA16-065	GKT399	A					
12XA16-065	12XA16-069	GKT399	A					
12XA16-069	12XA16-C75	GKT399	A					
12XA16-075	12XA16-081	GKT399	A					
12XA16-081	12XA16-087	GKT399	A					
12XA16-087	12XA16-089	GKT399	A					
12XA16-089	12XA16-093	GKT399	A					
12XA16-093	12XA14-099	GKT399	A					
12XA16-099	12XA17-C21	GKT399	A					
12XA17-021	12XA17-C27	GKT399	A					

SECTION II B(3). LOGIC CONTROL UNIT CARD CAGE NO. 2 CIRCUIT LIST

FROM	TO	SIGNAL	DEF	COLLAR	GROUP	ROUTE	REMARKS	NOTE
12XA17-027	12XA17-029	GKT396	A					
12XA17-029	12XA17-030	GKT399	A					
12XA17-033	12XA17-039	GKT399	A					
12XA17-039	12XA17-057	GKT399	A					
12XA17-057	12XA17-063	GKT396	A					
12XA17-063	12XA25-097	GKT399	A					
12XA04-099	12XA25-097	GKT399	B					
12XA12-027	12XA25-072	GPE1230						
12XA25-072	12J002-244	GPE1230						
12XA25-002	12XA26-080	GFL062						
12XA26-080	12XA26-086	GFL062						
12XA26-086	12J001-104	GFL062						
12XA21-001	12XA21-026	GRD221						
12XA21-026	12XA21-027	GRD221						
12XA21-027	12XA21-028	GRD221						
12XA21-028	12XA21-029	GRD221						
12XA21-029	12XA21-056	GRD221						
12XA25-001	12J002-104	GRD225					CRD	
12XA27-007	12J002-073	GRD227		T2MAT	TC001		CRD	
12XA01-001	12XA01-003	CRD251	A				KEY	
12XA01-002	12XA01-004	CRD251	B				KEY	

SECTION II B(3). LOGIC CONTROL UNIT CARD CAGE NO. 2 CIRCUIT LIST

FROM	TO	SIGNAL	RELAY	COLOR	GROUP	ROUTE	REMARKS	NOTE
12XA02-001	12XA02-003	GRD252	A				KEY	
12XA02-002	12XA02-004	GRD252	B				KEY	
12XA05-001	12XA05-003	GRD255	A				KEY	
12XA05-002	12XA05-004	GRD255	B				KEY	
12XA06-001	12XA06-003	GRD256	A				KEY	
12XA06-002	12XA06-004	GRD256	B				KEY	
12XA23-002	12XA29-007	GRD320	A	T2222	T6002		GRD	
12XA29-007	12J002-115	GRD320	B	T2MAT	T6003			
12XA25-002	12XA30-071	GRD320	C	T2222	T6004		GRD	
12XA30-071	12J002-117	GRD320	C	T2MAT	T6005			
12XA12-043	12J001-122	GTA000*						
12XA11-009	12J001-225	GTC000*						
12XA11-055	12J002-007	GTC000*						
12XA10-047	12J002-000	GTC002*						
12XA10-097	12J002-009	GTC003*						
12XA11-047	12J002-006	GTC014*						
12XA11-097	12J002-005	GTC020*						

SECTION II B(3). LOGIC CONTROL UNIT CARD CAGE NO. 2 CIRCUIT LIST

FROM	TO	SIGNAL	PORT	CLEAR	GROUP	ROUTE	REMARKS	NOTE
12XA10-055	12J002-004	GTC0210						
12XA10-089	12J001-121	GTC0220						
12XA12-049	12J001-120	GTC0000						
12XA12-091	12J001-070	GTC0000						
12XA15-097	12J001-110	GTC0100						
12XA12-097	12J001-119	GTC0000						
12XA25-043	12XA25-003	GVP021						
12XA25-083	12XA26-068	GVP021						
12XA26-068	12XA26-074	GVP021						
12XA06-101	12XA10-C23	GVT0110						
12XA10-023	12XA15-060	GVT0110						
12XA15-060	12XA23-C9C	GVT0110						
12XA23-090	12XA24-C37	GVT0110						
12XA24-057	12XA24-C63	GVT0110						
12XA24-063	12XA24-C65	GVT0110						
12XA24-065	12XA24-C95	GVT0110						
12XA24-095	12XA25-C45	GVT0110						
12XA25-045	12XA25-C49	GVT0110						
12XA25-049	12XA25-074	GVT0110						
12XA25-074	12XA25-070	GVT0110						
12XA25-070	12J001-C56	GVT0110						

SECTION II B(3). LOGIC CONTROL UNIT CARD CAGE NO. 2 CIRCUIT LIST

FROM	TO	SIGNAL	COLAR	GROUP	ROUTE	REMARKS	NOTE
12XA20-047	12J002-144	GVT1120					
12XA20-049	12XA21-C19	GVR0420					
12XA21-019	12XA21-033	GVR0420					
12XA21-033	12XA21-047	GVR0420					
12XA21-047	12XA21-C61	GVR0420					
12XA21-061	12J002-206	GVR0420					
12XA22-043	12XA22-060	GVR912					
12XA22-060	12XA22-C63	GVR912					
12XA22-063	12XA22-C66	GVR912					
12XA22-066	12XA22-069	GVR912					
12XA22-069	12XA22-C72	GVR912					
12XA22-072	12XA22-C75	GVR912					
12XA22-075	12XA22-C78	GVR912					
12XA22-016	12XA22-091	GVR9390					
12XA22-017	12XA22-C97	GVR9490					
12XA15-039	12XA15-C74	IAA031					
12XA15-074	12XA24-015	IAA031					
12XA14-036	12XA14-042	IAA122					
12XA14-042	12XA14-C72	IAA122					
12XA14-072	12XA15-C12	IAA122					
12XA15-012	12XA15-040	IAA122					
12XA15-040	12XA15-C54	IAA122					

SECTION II B(3). LOGIC CONTROL UNIT CARD CAGE NO. 2 CIRCUIT LIST

FROM	TO	SIGNAL	COLAR	GROUP	ROUTE	REMARKS	NOTE
12XA15-054	12XA15-084	1AA122					
12XA15-084	12XA19-C36	1AA122					
12XA19-036	12J001-C27	1AA122					
12XA15-011	12XA15-053	1AA123					
12XA15-053	12XA15-083	1AA123					
12XA15-083	12XA19-C35	1AA123					
12XA19-035	12XA20-035	1AA123					
12XA20-035	12J001-C28	1AA123					
12XA14-069	12XA15-C10	1AA124					
12XA15-010	12XA15-C45	1AA124					
12XA15-045	12XA15-082	1AA124					
12XA15-082	12J001-C31	1AA124					
12XA14-038	12XA15-C44	1AA125					
12XA15-044	12XA15-081	1AA125					
12XA15-081	12XA15-092	1AA125					
12XA15-092	12XA19-C32	1AA125					
12XA19-032	12J001-C32	1AA125					
12XA14-064	12XA14-C66	1AA126					
12XA14-066	12XA14-082	1AA126					
12XA14-082	12XA14-C90	1AA126					
12XA14-090	12J001-C34	1AA126					
12XA14-027	12XA14-057	1AA127					
12XA14-057	12XA14-081	1AA127					

SECTION II B(3). LOGIC CONTROL UNIT CARD CAGE NO. 2 CIRCUIT LIST

FROM	TO	SIGNAL	UNIT	COLOR	GROUP	ROUTE	REMARKS	NOTE
12XA14-001	12XA14-009	IAA127						
12XA14-009	12J001-C37	IAA127						
12XA14-024	12XA14-056	IAA128						
12XA14-056	12XA14-062	IAA128						
12XA14-062	12XA14-084	IAA128						
12XA14-084	12J001-C38	IAA128						
12XA22-053	12XA22-054	IAA511						
12XA22-054	12J001-135	IAA511						
12XA14-007	12XA14-C74	IA101C						
12XA14-074	12XA15-C70	IA101C						
12XA15-020	12XA15-056	IA1010						
12XA15-056	12XA16-062	IA1010						
12XA16-062	12XA16-C92	IA101C						
12XA16-092	12XA17-C80	IA101C						
12XA17-080	12XA17-C98	IA1010						
12XA17-098	12XA18-084	IA1010						
12XA18-084	12XA22-C59	IA101C						
12XA14-069	12XA14-C97	IA1021						
12XA14-092	12XA15-C23	IA1021						
12XA15-023	12XA15-C59	IA1021						
12XA15-059	12XA16-C8C	IA1021						
12XA16-08C	12XA17-060	IA1021						
12XA17-060	12XA17-C84	IA1021						
12XA17-084	12XA18-C20	IA1021						

SECTION II B(3). LOGIC CONTROL UNIT CARD CAGE NO. 2 CIRCUIT LIST

FROM	TO	SIGNAL	SEC	CHAR	GROUP	ROUTE	REMARKS	NOTE
12XA18-020	12XA18-C66	1A1021						
12XA18-086	12XA22-062	1A1021						
12XA14-011	12XA15-026	1A1022						
12XA15-026	12XA15-062	1A1022						
12XA15-062	12XA16-C56	1A1022						
12XA16-056	12XA16-C84	1A1022						
12XA15-084	12XA17-C2C	1A1022						
12XA17-020	12XA17-C86	1A1022						
12XA17-086	12XA18-C24	1A1022						
12XA18-024	12XA18-032	1A1022						
12XA18-032	12XA22-065	1A1022						
12XA14-013	12XA16-C2C	1A1023						
12XA16-020	12XA16-C86	1A1023						
12XA16-086	12XA17-C24	1A1023						
12XA17-024	12XA17-032	1A1023						
12XA17-032	12XA18-C26	1A1023						
12XA18-026	12XA18-088	1A1023						
12XA15-038	12XA17-026	1A1023						
12XA17-026	12XA20-056	1A1023						
12XA20-056	12XA22-C64	1A1023						
12XA14-015	12XA15-032	1A1024						
12XA15-032	12XA16-024	1A1024						
12XA16-024	12XA16-032	1A1024						
12XA16-032	12XA17-026	1A1024						
12XA17-026	12XA17-038	1A1024						

SECTION II B(3). LOGIC CONTROL UNIT CARD CAGE NO. 2 CIRCUIT LIST

FROM	TO	SIGNAL	SEC	Y	COLOR	GROUP	ROUTE	REMARKS	NOTE
12XA17-038	12XA18-C56	1A1024							
12XA18-056	12XA18-068	1A1024							
12XA18-068	12XA19-056	1A1024							
12XA19-056	12XA22-C71	1A1024							
12XA14-017	12XA15-035	1A1025							
12XA15-035	12XA15-071	1A1025							
12XA15-071	12XA16-026	1A1025							
12XA16-026	12XA16-C38	1A1025							
12XA16-038	12XA17-056	1A1025							
12XA17-056	12XA17-068	1A1025							
12XA17-068	12XA18-06C	1A1025							
12XA18-06C	12XA18-C74	1A1025							
12XA18-074	12XA22-074	1A1025							
12XA14-043	12XA14-C98	1A1026							
12XA14-098	12XA15-C38	1A1026							
12XA15-038	12XA16-C68	1A1026							
12XA16-068	12XA16-098	1A1026							
12XA16-098	12XA17-C74	1A1026							
12XA17-074	12XA18-C62	1A1026							
12XA18-062	12XA18-C92	1A1026							
12XA18-092	12XA18-098	1A1026							
12XA18-098	12XA19-C20	1A1026							
12XA14-045	12XA15-041	1A1027							
12XA15-041	12XA15-077	1A1027							
12XA15-077	12XA16-06C	1A1027							

SECTION II B(3). LOGIC CONTROL UNIT CARD CAGE NO. 2 CIRCUIT LIST

FROM	TO	SIGNAL	UNIT	COLOR	GROUP	ROUTE	REMARKS	NOTE
12XA16-060	12XA16-074	IA1027						
12XA16-074	12XA17-062	IA1027						
12XA17-062	12XA17-C92	IA1027						
12XA17-092	12XA18-C86	IA1027						
12XA18-080	12XA22-077	IA1027						
12XA15-021	12XA15-C24	IA110C						
12XA15-024	12XA15-C27	IA110C						
12XA15-027	12XA15-033	IA1100						
12XA15-033	12XA15-C36	IA1100						
12XA15-036	12XA15-C42	IA1100						
12XA15-047	12XA16-007	IA1100						
12XA16-007	12XA19-021	IA1100						
12XA19-021	12XA20-057	IA1100						
12XA20-057	12XA22-C24	IA110C						
12XA15-057	12XA15-060	IA111C						
12XA15-060	12XA15-063	IA1110						
12XA15-063	12XA15-C72	IA111C						
12XA15-072	12XA15-C78	IA111C						
12XA15-072	12XA16-009	IA1110						
12XA16-009	12XA18-063	IA1110						
12XA18-063	12XA19-C29	IA111C						
12XA19-029	12XA19-058	IA111C						
12XA19-058	12XA22-027	IA1110						
12XA14-077	12XA14-C95	IA112C						
12XA14-095	12XA14-101	IA112C						

SECTION II B(3). LOGIC CONTROL UNIT CARD CAGE NO. 2 CIRCUIT LIST

FROM	TO	SIGNAL	UNIT	COLOR	GROUP	ROUTE	REMARKS	NOTE
12XA14-101	12XA16-C11	1A112C						
12XA16-011	12XA16-C22	1A112C						
12XA16-022	12XA16-C78	1A1120						
12XA16-020	12XA16-C29	1A1120						
12XA16-029	12XA16-C58	1A112C						
12XA16-050	12XA16-C66	1A112C						
12XA16-066	12XA22-C30	1A112C						
12XA16-013	12XA16-C35	1A113C						
12XA16-035	12XA16-C41	1A113C						
12XA16-041	12XA16-064	1A1130						
12XA16-064	12XA16-071	1A1130						
12XA16-071	12XA16-C77	1A113C						
12XA16-077	12XA16-C82	1A113C						
12XA16-082	12XA16-000	1A1130						
12XA16-000	12XA16-C90	1A1130						
12XA16-090	12XA22-C33	1A113C						
12XA16-015	12XA16-095	1A1140						
12XA16-095	12XA16-101	1A1140						
12XA16-101	12XA17-C22	1A114C						
12XA17-022	12XA17-C28	1A114C						
12XA17-028	12XA17-C30	1A1140						
12XA17-030	12XA17-C58	1A114C						
12XA17-058	12XA17-C64	1A1140						
12XA17-064	12XA17-C66	1A114C						
12XA17-066	12XA22-C36	1A114C						

SECTION II B(3). LOGIC CONTROL UNIT CARD CAGE NO. 2 CIRCUIT LIST

FROM	TO	SIGNAL	PORT	COLOR	GROUP	ROUTE	REMARKS	NOTE
12XA16-017	12XA17-035	IAI150						
12XA17-035	12XA17-041	IAI150						
12XA17-041	12XA17-071	IAI15C						
12XA17-071	12XA17-077	IAI15C						
12XA17-077	12XA17-082	IAI15C						
12XA17-082	12XA17-088	IAI150						
12XA17-088	12XA17-090	IAI15C						
12XA17-090	12XA17-095	IAI15C						
12XA17-095	12XA22-C39	IAI150						
12XA16-043	12XA17-101	IAI16C						
12XA17-101	12XA18-022	IAI16C						
12XA18-022	12XA18-028	IAI160						
12XA18-028	12XA18-030	IAI160						
12XA18-030	12XA18-050	IAI160						
12XA18-050	12XA18-066	IAI160						
12XA18-066	12XA18-082	IAI16C						
12XA18-082	12XA18-101	IAI160						
12XA18-101	12XA22-042	IAI16C						
12XA16-045	12XA18-035	IAI17C						
12XA18-035	12XA18-041	IAI170						
12XA18-041	12XA18-071	IAI170						
12XA18-071	12XA18-077	IAI17C						
12XA18-077	12XA18-090	IAI170						
12XA18-090	12XA18-096	IAI170						
12XA18-096	12XA18-095	IAI170						
12XA18-095	12XA22-057	IAI170						

SECTION II B(3). LOGIC CONTROL UNIT CARD CAGE NO. 2 CIRCUIT LIST

FROM	TO	SIGNAL	IN	OUT	GROUP	ROUTE	REMARKS	NOTE
12XA19-079	12XA16-047	IAI41C						
12XA23-000	12XA23-004	IKA243						
12XA23-004	12XA24-012	IKA243						
12XA24-012	12J002-229	IKA243						
12XA10-070	12J002-239	INA1550						
12J001-044	12XA19-044	IR00330						
12XA19-044	12XA19-044	IR00330						
12XA19-044	12XA20-092	IR00330						
12XA20-092	12J001-123	IR00330						
12XA03-007	12J002-149	IT0141						
12XA03-009	12J002-180	IT0142						
12XA03-011	12J002-187	IT0143						
12XA03-013	12J002-186	IT0144						
12XA03-015	12J002-185	IT0145						
12XA03-017	12J002-184	IT0146						
12XA03-043	12J002-183	IT0147						

SECTION II B(3). LOGIC CONTROL UNIT CARD CAGE NO. 2 CIRCUIT LIST

FROM	TO	GROUP	NOTE	REMARKS	NOTE
12XA03-045	12J002-182	IT0148			
12XA03-047	12J002-181	IT0149			
12XA03-049	12J002-180	IT0150			
12XA03-051	12J002-179	IT0151			
12XA03-053	12J002-178	IT0152			
12XA03-091	12J002-177	IT0153			
12XA03-093	12J002-176	IT0154			
12XA03-095	12J002-175	IT0155			
12XA03-097	12J002-174	IT0156			
12XA03-099	12J002-142	IT0157			
12XA03-101	12J002-141	IT0158			
12XA04-053	12J002-140	IT0159			
12XA04-013	12J002-139	IT0160			
12XA04-015	12J002-155	IT0161			

SECTION II B(3). LOGIC CONTROL UNIT CARD CAGE NO. 2 CIRCUIT LIST

FROM	TO	SIGNAL	RELAY	CONTACT	COLOR	GROUP	ROUTE	REMARKS	NOTE
12XA04-017	12JC02-154	17B162							
12XA04-043	12JC02-153	17B163							
12XA04-045	12JC02-152	17B164							
12XA04-047	12JC02-151	17B165							
12XA04-049	12JC02-150	17B166							
12XA04-051	12JC02-149	17B167							
12XA13-057	12XA13-063	17L311							
12XA13-063	12XA13-069	17L311							
12XA13-069	12XA13-075	17L311							
12XA13-075	12XA13-081	17L311							
12XA13-081	12XA13-087	17L311							
12XA13-087	12XA13-093	17L311							
12XA13-093	12XA13-099	17L311							
12XA13-099	12XA19-049	17L311							
12XA19-049	12XA21-098	17L311							
12XA19-017	12XA21-099	17L412							
12XA12-030	12XA13-060	17L511							
12XA13-060	12XA13-066	17L511							
12XA13-066	12XA13-072	17L511							
12XA13-072	12XA13-076	17L511							

SECTION II B(3) LOGIC CONTROL UNIT CARD CAGE NO. 2 CIRCUIT LIST

FROM	TO	SIGNAL	UNIT	COLOR	GROUP	ROUTE	REMARKS	NOTE
12XA13-078	12XA13-C04	ITL511						
12XA13-084	12XA13-C96	ITL511						
12XA13-096	12XA19-047	ITL511						
12XA19-047	12XA21-1C1	ITL511						
12XA12-069	12XA12-C72	ITW1510						
12XA12-072	12XA12-075	ITW1510						
12XA12-075	12XA17-053	ITW1510						
12XA04-041	12XA09-C07	ITW3030						
12XA09-007	12XA09-C96	ITW3030						
12XA09-090	12XA09-093	ITW3030						
12XA09-093	12XA16-051	ITW3030						
12XA01-009	12XA01-C15	ITX203						
12XA01-015	12XA01-C21	ITX203						
12XA01-021	12XA01-C27	ITX203						
12XA01-027	12XA01-C33	ITX203						
12XA01-033	12XA01-C39	ITX203						
12XA01-039	12XA01-045	ITX203						
12XA01-045	12XA01-051	ITX203						
12XA01-051	12XA01-C57	ITX203						
12XA01-057	12XA01-C43	ITX203						
12XA01-063	12XA04-067	ITX203						
12XA01-069	12XA01-075	ITX204						
12XA01-075	12XA01-C81	ITX204						
12XA01-081	12XA01-C87	ITX204						

SECTION II B(3) LOGIC CONTROL UNIT CARD CAGE NO. 2 CIRCUIT LIST

FROM	TO	SIGNAL	UNIT	CAGE	GROUP	NOTE	REMARKS	NOTE
12XA01-007	12XA01-C93	17X204						
12XA01-099	12XA01-099	17X204						
12XA01-099	12XA02-009	17X204						
12XA02-009	12XA02-C15	17X204						
12XA02-015	12XA02-021	17X204						
12XA02-021	12XA04-009	17X204						
12XA02-027	12XA02-033	17X205						
12XA02-033	12XA02-039	17X205						
12XA02-039	12XA02-045	17X205						
12XA02-045	12XA02-051	17X205						
12XA02-051	12XA02-057	17X205						
12XA02-057	12XA02-063	17X205						
12XA02-063	12XA02-069	17X205						
12XA02-069	12XA02-075	17X205						
12XA02-075	12XA04-011	17X205						
12XA04-011	12J001-169	17X205						
12XA04-008	12XA04-010	17X303*						
12XA04-010	12XA04-012	17X303*						
12XA04-012	12XA10-C49	17X303*						
12XA19-029	12XA24-C07	1VW012*						
12XA24-007	12XA24-068	1VW012*						
12XA24-068	12XA24-C92	1VW012*						
12XA24-009	12XA24-C18	1VW012*						
12XA24-018	12XA24-069	1VW012*						

SECTION II B(3). LOGIC CONTROL UNIT CARD CAGE NO. 2 CIRCUIT LIST

FROM	TO	SIGNAL	COLAR	GROUP	ROUTE	REMARKS	NOTE
12XA24-069	12XA24-093	IVS012°					
12XA19-039	12XA24-017	IVG022					
12XA24-017	12XA25-042	IVG022					
12XA25-042	12XA25-056	IVG022					
12XA19-004	12XA24-011	IVS012°					
12XA24-011	12XA24-032	IVS012°					
12XA24-032	12XA24-071	IVS012°					
12XA16-022	12XA16-053	IVT031°					
12XA16-053	12XA19-062	IVT031°					
12XA24-013	12XA24-077	IVU001					
12XA24-047	12XA24-078	IVK015°					
12XA24-078	12XA24-096	IVK015°					
12XA24-053	12XA25-042	IVK021					
12XA24-043	12XA25-045	IVK022					
12XA23-007	12XA24-045	IVK022					
12XA23-000	12XA24-049	IVK022					
12XA24-049	12XA24-086	IVK022					
12XA24-086	12XA25-063	IVK022					
12XA25-063	12XA25-066	IVK022					

SECTION II B(3). LOGIC CONTROL UNIT CARD CASE NO. 2 CIRCUIT LIST

FROM	TO	SIGNAL	PERCENT	COLOR	GROUP	ROUTE	REMARKS	NOTE
12XA11-065	12XA24-051	IVK0450						
12XA24-051	12XA26-062	IVK0450						
12XA17-047	12XA24-021	IVK1200						
12XA24-021	12XA24-027	IVK1200						
12XA24-027	12XA24-029	IVK1200						
12XA19-009	12XA19-012	IXK220						
12XA19-012	12XA19-014	IXK220						
12XA19-014	12XA19-016	IXK220						
12XA17-049	12XA17-052	IVR0250						
12XA17-052	12J001-160	IVR0250						
12XA17-051	12XA21-030	IVR035						
12XA21-030	12XA21-031	IVR035						
12XA19-053	12XA20-004	IVR052						
12XA20-004	12XA21-076	IVR052						
12XA21-076	12XA21-079	IVR052						
12XA21-079	12XA21-084	IVR052						
12XA21-084	12XA21-087	IVR052						
12XA19-007	12J002-111	IVR1670						
12XA21-093	12XA28-009	IVR7260						
12XA28-009	12J001-042	IVR7260						

SECTION II B(3). LOGIC CONTROL UNIT CARD CAGE NO. 2 CIRCUIT LIST

FROM	TO	SIGNAL	COLAR	GROUP	ROUTE	REMARKS	NOTE
12XA21-090	12XA28-C88	1VR7270					
12XA28-088	12JC01-043	1VR7270					
12XA19-054	12XA28-087	1VR7610					
12XA28-087	12J001-C17	1VR7610					
12XA19-071	12XA19-C74	KPA0510					
12XA19-074	12J002-232	KPA0510					
12XA04-039	12XA07-C35	KPA0610					
12XA07-035	12XA07-C96	KPA0610					
12XA07-096	12J002-243	KPA0610					
12XA23-091	12J002-23C	KPA1110					
12XA06-092	12XA11-C71	KPV0110					
12XA11-071	12J002-233	KPV0110					
12XA17-050	12J001-136	KPA054					
12XA24-096	12J001-C23	KPD3050					
12XA17-008	12XA17-C00	KRD001					
12XA17-010	12XA23-004	KRD001					
12XA17-012	12XA17-C14	KRD002					
12XA17-014	12XA23-C13	KRD002					

SECTION II B(3). LOGIC CONTROL UNIT CARD CAGE NO. 2 CIRCUIT LIST

FROM	TO	NORMAL	DEF	Y	COLOR	GROUP	ROUTE	REMARKS	NOTE
12XA17-016	12XA17-018	KR0003							
12XA17-018	12XA23-020	KR0003							
12XA17-044	12XA17-046	KR0004							
12XA17-046	12XA23-027	KR0004							
12XA18-008	12XA18-010	KR0006							
12XA18-010	12XA23-034	KR0006							
12XA18-012	12XA18-014	KR0007							
12XA18-014	12XA23-041	KR0007							
12XA18-016	12XA18-018	KR0008							
12XA18-018	12XA23-048	KR0008							
12XA18-044	12XA18-046	KR0009							
12XA18-046	12XA23-055	KR0009							
12XA18-048	12XA18-050	KR0011							
12XA18-050	12XA23-069	KR0011							
12XA18-052	12XA18-054	KR0012							
12XA18-054	12XA23-062	KR0012							
12XA11-026	12XA11-056	KTC100							
12XA11-056	12XA11-057	KTC100							
12XA11-057	12XA11-059	KTC100							
12XA11-059	12XA11-060	KTC100							

SECTION II B(3). LOGIC CONTROL UNIT CARD CAGE NO. 2 CIRCUIT LIST

FROM	TO	SIGNAL	REF	COLOR	GROUP	ROUTE	REMARKS	NOTE
12XA11-060	12XA12-065	KTC100						
12XA11-027	12J002-C23	KTC100						
12XA11-003	12XA11-066	KTL401						
12XA11-016	12XA13-090	KTL401						
12XA11-004	12J001-125	KTL401						
12XA11-013	12XA11-022	KTL501						
12XA11-022	12XA11-023	KTL501						
12J001-126	12XA11-012	KTL501						
12XA11-012	12XA19-048	KTL501						
12XA19-048	12J002-C92	KTL501						
12XA11-009	12XA11-020	KTL601						
12XA11-015	12XA11-019	KTL601						
12XA11-019	12XA12-039	KTL601						
12XA10-003	12XA14-048	KTW125						
12XA14-048	12XA14-050	KTW125						
12XA10-004	12XA20-079	KTW125						
12XA10-012	12XA14-052	KTW126						
12XA14-052	12XA14-054	KTW126						

SECTION II B(3). LOGIC CONTROL UNIT LIST CARD CAGE NO. 2 CIRCUIT LIST

FROM	TO	SIGNAL	SEC	COLAR	GROUP	ROUTE	REMARKS	NOTE
12XA10-013	12XA20-077	KTW126*						
12XA10-019	12XA10-029	KVX085						
12XA10-029	12XA10-030	KVX085						
12XA10-030	12XA20-048	KVX085						
12XA10-020	12XA15-065	KVX085*						
12XA10-027	12XA20-073	KVX095						
12XA10-026	12XA15-030	KVX095*						
12XA15-030	12XA19-063	KVX095*						
12XA25-075	12J002-227	KVX001						
12XA25-077	12J002-100	KVX001*						
12XA12-007	12XA12-020	#A0511						
12XA15-007	12XA16-044	#A126C*						
12XA15-079	12XA16-046	#A1270*						
12XA25-069	12J001-021	#PC013*						
12XA11-030	12XA12-066	#TC3CC						
12XA12-066	12XA12-079	#TC3CC						

SECTION II B(3). LOGIC CONTROL UNIT CARD CAGE NO. 2 CIRCUIT LIST

FROM	TO	SIGNAL	SEC	COLAR	GROUP	ROUTE	REMARKS	NOTE
12XA25-079	12J002-C99	MVK0240						
12XA24-081	12XA24-098	MVK034						
12XA24-098	12XA25-C07	MVK034						
12XA22-079	12XA22-C92	MVR929						
12XA22-092	12XA22-093	MVR929						
12XA22-093	12XA22-095	MVR929						
12XA22-095	12XA22-C96	MVR929						
12XA22-067	12XA22-C98	MVR938						
12XA22-098	12XA22-C99	MVR938						
12XA22-099	12XA22-101	MVR938						
12XA22-101	12XA22-102	MVR938						
12XA02-079	12XA30-012	CTB001						
12XA30-012	12J001-224	CTB001						
12XA02-085	12XA30-C11	CTB002						
12XA30-C11	12J001-223	CTB002						
12XA02-091	12XA30-C10	CTB003						
12XA30-010	12J001-222	CTB003						
12XA02-097	12XA30-C09	CTB004						
12XA30-C09	12J001-221	CTB004						

SECTION II B(3). LOGIC CONTROL UNIT CARD CAGE NO. 2 CIRCUIT LIST

FROM	TO	SIGNAL	RES	TY	COLOR	GROUP	ROUTE	REMARKS	NOTE
12XA05-007	12XA30-006	CTB005							
12XA30-008	12J001-220	CTB005							
12XA05-013	12XA30-007	CTB006							
12XA30-007	12J001-219	CTB006							
12XA05-019	12XA30-028	CTB007							
12XA30-028	12J001-218	CTB007							
12XA05-025	12XA30-027	CTB008							
12XA30-027	12J001-217	CTB008							
12XA05-031	12XA30-026	CTB009							
12XA30-026	12J001-216	CTB009							
12XA05-037	12XA30-025	CTB010							
12XA30-025	12J001-215	CTB010							
12XA05-043	12XA30-024	CTB011							
12XA30-024	12J001-214	CTB011							
12XA05-049	12XA30-023	CTB012							
12XA30-023	12J001-213	CTB012							
12XA05-055	12XA30-044	CTB013							
12XA30-044	12J001-212	CTB013							

SECTION II B(3). LOGIC CONTROL UNIT CARD CAGE NO. 2 CIRCUIT LIST

FROM	TO	SIGNAL	RELAY	CONTACT	GROUP	ROUTE	REMARKS	NOTE
12XA05-061	12XA30-043	CTB014						
12XA30-043	12J001-211	CTB014						
12XA05-067	12XA30-042	CTB015						
12XA30-042	12J001-210	CTB015						
12XA05-073	12XA30-041	CTB016						
12XA30-041	12J001-209	CTB016						
12XA05-079	12XA30-040	CTB017						
12XA30-040	12J001-208	CTB017						
12XA05-085	12XA30-039	CTB018						
12XA30-039	12J002-155	CTB018						
12XA05-091	12XA30-040	CTB019						
12XA30-040	12J002-019	CTB019						
12XA05-097	12XA30-059	CTB020						
12XA30-059	12J002-018	CTB020						
12XA06-007	12XA30-058	CTB021						
12XA30-058	12J002-017	CTB021						
12XA06-013	12XA30-057	CTB022						
12XA30-057	12J002-016	CTB022						

SECTION II B(3). LOGIC CONTROL UNIT CARD CAGE NO. 2 CIRCUIT LIST

FROM	TO	SIGNAL	DEF	Y	COLOR	GROUP	ROUTE	REMARKS	NOTE
12XA04-019	12XA30-C54	CT8023							
12XA30-054	12J002-015	CT8023							
12XA04-025	12XA30-C55	CT8024							
12XA30-055	12J002-C14	CT8024							
12XA04-031	12XA30-C76	CT8025							
12XA30-076	12J002-013	CT8025							
12XA04-037	12XA30-C75	CT8026							
12XA30-075	12J002-012	CT8026							
12XA04-043	12XA30-074	CT8027							
12XA30-074	12J002-011	CT8027							
12XA04-049	12XA30-C73	CT8028							
12XA30-073	12J002-010	CT8028							
12XA01-007	12XA03-008	CT80410							
12XA03-008	12XA29-C12	CT80410							
12XA29-012	12J002-009	CT80410							
12XA01-013	12XA03-010	CT80420							
12XA03-010	12XA29-011	CT80420							
12XA29-011	12J002-008	CT80420							
12XA01-019	12XA03-012	CT80430							
12XA03-012	12XA29-C10	CT80430							

SECTION II B(3). LOGIC CONTROL UNIT CARD CAGE NO. 2 CIRCUIT LIST

FROM	TO	NORMAL	PARALLEL	COLLAR	GROUP	ROUTE	REMARKS	NOTE
12XA29-010	12J002-007	CTB0430						
12XA01-025	12XA03-C14	CTB0440						
12XA03-014	12XA29-009	CTB0440						
12XA29-009	12J002-004	CTB0440						
12XA01-031	12XA03-C16	CTB0450						
12XA03-016	12XA29-008	CTB0450						
12XA29-008	12J002-C54	CTB0450						
12XA01-037	12XA03-018	CTB0460						
12XA03-018	12XA29-C67	CTB0460						
12XA29-007	12J002-C53	CTB0460						
12XA01-043	12XA03-044	CTB0470						
12XA03-044	12XA29-028	CTB0470						
12XA29-028	12J002-C52	CTB0470						
12XA01-049	12XA03-C46	CTB0480						
12XA03-046	12XA29-027	CTB0480						
12XA29-027	12J002-C51	CTB0480						
12XA01-055	12XA03-C48	CTB0490						
12XA03-048	12XA29-026	CTB0490						
12XA29-026	12J002-050	CTB0490						
12XA01-061	12XA03-C50	CTB0500						
12XA03-050	12XA29-025	CTB0500						

SECTION II B(3) LOGIC CONTROL UNIT CARD CAGE NO. 2 CIRCUIT LIST

FROM	TO	SIGNAL	PORT	COLAR	GROUP	ROUTE	REMARKS	NOTE
12XA29-025	12J002-049	CTB050*						
12XA01-067	12XA03-052	CTB051*						
12XA03-052	12XA29-024	CTB051*						
12XA29-024	12J002-048	CTB051*						
12XA01-073	12XA03-054	CTB052*						
12XA03-054	12XA29-023	CTB052*						
12XA29-023	12J002-047	CTB052*						
12XA01-079	12XA03-092	CTB053*						
12XA03-092	12XA29-044	CTB053*						
12XA29-044	12J002-046	CTB053*						
12XA01-085	12XA03-094	CTB054*						
12XA03-094	12XA29-043	CTB054*						
12XA29-043	12J002-045	CTB054*						
12XA01-091	12XA03-096	CTB055*						
12XA03-096	12XA29-042	CTB055*						
12XA29-042	12J001-244	CTB055*						
12XA01-097	12XA03-098	CTB056*						
12XA03-098	12XA29-041	CTB056*						
12XA29-041	12J001-243	CTB056*						
12XA02-007	12XA03-100	CTB057*						
12XA03-100	12XA29-040	CTB057*						

SECTION II B(3). LOGIC CONTROL UNIT CARD CAGE NO. 2 CIRCUIT LIST

FROM	TO	SIGNAL	MA	CLAS	GROUP	ROUTE	REMARKS	NOTE
12XA29-040	12J001-242	0T00570						
12XA02-013	12XA03-102	0T00580						
12XA03-102	12XA29-039	0T00580						
12XA29-039	12J001-241	0T00580						
12XA02-019	12XA04-054	0T00590						
12XA04-054	12XA29-060	0T00590						
12XA29-060	12J001-240	0T00590						
12XA02-025	12XA04-014	0T00600						
12XA04-014	12XA29-059	0T00600						
12XA29-059	12J001-239	0T00600						
12XA02-031	12XA04-016	0T00610						
12XA04-016	12XA29-058	0T00610						
12XA29-058	12J001-238	0T00610						
12XA02-037	12XA04-018	0T00620						
12XA04-018	12XA29-057	0T00620						
12XA29-057	12J001-237	0T00620						
12XA02-043	12XA04-044	0T00630						
12XA04-044	12XA29-056	0T00630						
12XA29-056	12J001-236	0T00630						
12XA02-049	12XA04-046	0T00640						
12XA04-046	12XA29-055	0T00640						

SECTION II B(3). LOGIC CONTROL UNIT CARD CAGE NO. 2 CIRCUIT LIST

FROM	TO	SIGNAL	WIRING	COLOR	GROUP	ROUTE	REMARKS	NOTE
12XA29-055	12J001-235	GTB064*						
12XA02-055	12XA04-048	GTB065*						
12XA04-048	12XA29-076	GTB065*						
12XA29-076	12J001-234	GTB065*						
12XA02-061	12XA04-050	GTB066*						
12XA04-050	12XA29-075	GTB066*						
12XA29-075	12J001-233	GTB066*						
12XA02-067	12XA04-052	GTB067*						
12XA04-052	12XA29-074	GTB067*						
12XA29-074	12J001-232	GTB067*						
12XA02-073	12XA03-009	GTB068*						
12XA03-009	12XA29-073	GTB068*						
12XA29-073	12J001-231	GTB068*						
12XA06-055	12XA11-048	CTC115						
12XA11-048	12XA11-049	CTC115						
12XA11-049	12XA11-051	CTC115						
12XA11-051	12XA11-052	CTC115						
12XA11-052	12XA27-059	CTC115						
12XA27-059	12J002-022	CTC115						
12XA06-091	12XA17-054	CTM150						
12XA17-054	12XA28-091	CTM150						

SECTION II B(3). LOGIC CONTROL UNIT CARD CAGE NO. 2 CIRCUIT LIST

FROM	TO	SIGNAL	BOX	Y	COLOR	GROUP	ROUTE	REMARKS	NOTE
12XA26-007	12J002-065	CVND410							
12XA26-013	12J002-064	CVN1410							
12XA26-067	12J002-069	CVP0310							
12XA26-073	12J002-068	CVP1310							
12XA26-019	12J002-063	CVG0410							
12XA26-025	12J002-062	CVQ1410							
12XA26-079	12J002-061	CVR0010							
12XA26-065	12J002-060	CVR1010							
12XA26-031	12J002-067	CVS0410							
12XA26-037	12J002-066	CV-1410							
12XA06-097	12XA25-C53	CVT016							
12XA25-053	12XA27-C55	CVT016							
12XA26-055	12J002-105	CVU0210							
12XA26-043	12J002-059	CVV0110							

SECTION II B(2). LOGIC CONTROL UNIT CARD CAGE NO. 1 CIRCUIT LIST

FROM	TO	SIGNAL	RES	COLAR	GROUP	ROUTE	REMARKS	NOTE
12XA26-049	12J002-056	CVW1110						
12XA26-091	12XA30-100	GVW0110						
12XA30-100	12J002-071	GVW0110						
12XA26-097	12XA30-099	GVW1110						
12XA30-099	12J002-070	GVW1110						
12XA26-061	12XA27-057	GVX055						
12XA27-057	12XA27-089	GVX055						
12XA27-089	12XA27-095	GVX055						
12XA27-095	12XA27-090	GVX055						
12XA26-004	12J002-075	PZG0040 C					GRD	
12XA29-090	12J002-122	PZP005						
12XA27-074	12J002-077	PZP015						
12J002-003	12XA12-077	GUT095						
12XA12-077	12XA29-072	GUT095						
12XA29-072	12XA29-083	GUT095						
12XA29-083	12J002-147	GUT095						
12XA30-092	12J001-230	GVW0140						
12XA29-092	12J002-044	GVW205						

SECTION II B(3) LOGIC CONTROL UNI CARD CAGE NO. 2 CIRCUIT LIST

FROM	TO	SIGNAL	PER	COLAR	GROUP	ROUTE	REMARKS	NOTE
12XA24-008	12XA25-038	RVN002						
12XA25-038	12XA29-095	RVN002						
12XA29-095	12XA29-096	RVN002						
12XA24-010	12XA29-097	RVG002						
12XA29-097	12XA29-098	RVG002						
12XA25-050	12XA28-072	SVT001						
12XA28-072	12J002-103	SVT001						
12XA06-102	12XA19-060	SVT002*						
12XA19-060	12XA28-090	SVT002*						
12XA28-090	12J002-057	SVT002*						
12XA19-092	12XA24-014	SVU000*						
12XA24-014	12XA24-038	SVU000*						
12XA24-038	12XA28-071	SVU000*						
12XA28-071	12J002-106	SVU000*						
12XA10-031	12XA27-083	TVX075*						
12XA27-083	12XA27-091	TVX075*						
12XA27-091	12XA27-092	TVX075*						
12XA27-090	12XA27-099	UVX065						
12XA10-010	12XA10-011	UW012						
12XA10-011	12XA10-018	UW012						
12XA10-018	12XA10-024	UW012						

SECTION II B(3). LOGIC CONTROL UNIT CARD CAGE NO. 2 CIRCUIT LIST

FROM	TO	SIGNAL	SENSE	COLOR	GROUP	ROUTE	REMARKS	NOTE
12XA10-024	12XA10-025	UWNO12						
12XA10-025	12XA10-028	UWNO12						
12XA10-028	12XA11-007	UWNO12						
12XA11-007	12XA11-010	UWNO12						
12XA11-010	12XA11-011	UWNO12						
12XA11-011	12XA11-014	UWNO12						
12XA11-014	12XA11-021	UWNO12						
12XA11-021	12XA11-024	UWNO12						
12XA11-024	12XA11-025	UWNO12						
12XA11-025	12XA11-032	UWNO12						
12XA11-032	12XA21-040	UWNO12						
12XA21-040	12XA21-041	UWNO12						
12XA21-041	12XA21-042	LbNO12						
12XA21-042	12XA21-043	UWNO12						
12XA21-043	12XA21-054	UWNO12						
12XA21-054	12XA21-055	UWNO12						
12XA21-055	12XA21-057	UWNO12						
12XA21-057	12XA21-068	UWNO12						
12XA21-068	12XA21-069	UWNO12						
12XA21-069	12XA21-070	UWNO12						
12XA21-070	12XA21-071	UWNO12						
12XA21-071	12XA23-007	UWNO12						
12XA23-007	12XA23-014	UWNO12						
12XA23-014	12XA23-021	UWNO12						
12XA23-021	12XA23-028	UWNO12						
12XA23-028	12XA23-035	UWNO12						
12XA23-035	12XA23-042	LbNO12						
12XA23-042	12XA23-049	UWNO12						

SECTION II B(3). LOGIC CONTROL UNIT CARD CAGE NO. 2 CIRCUIT LIST

FROM	TO	SIGNAL	DEF	Y	CSLAR	GROUP	ROUTE	REMARKS	NOTE
12XA23-049	12XA23-056	UNW012							
12XA23-056	12XA23-063	UBW012							
12XA23-063	12XA23-070	UBW012							
12XA23-070	12XA30-09C	UNW012							
12XA30-09C	12XA30-095	UBW012							
12XA30-089	12XA30-098	UBW112							
12XA27-081	12XA27-087	UZP012							
12XA27-082	12XA27-084	UZP012							
12XA27-084	12XA27-097	UZP012							
12XA27-097	12J002-074	UZP012							
						Y2222	Y6001		
12XA30-087	12XA30-098	WZX001*							
12XA30-088	12J002-076	WZX001*							
12J001-046	12XA02-074	XAX127							
12XA02-074	12XA04-071	XAX127							
12XA04-071	12XA04-080	XAX127							
12XA04-080	12XA07-093	XAX127							
12XA07-093	12XA08-095	XAX127							
12XA08-095	12XA08-095	XAX127							
12XA08-095	12XA23-008	XAX127							
12XA23-008	12XA23-009	XAX127							
12XA23-009	12XA28-012	XAX127							
12XA28-012	12J002-134	XAX127							

SECTION II B(3). LOGIC CONTROL UNIT CAGE NO. 2 CIRCUIT LIST

FORM	TO	GROUP	REMARKS	NOTE
12JC01-047	12XA02-040	XAX120		
12XA02-060	12XA04-077	XAX120		
12XA04-077	12XA07-029	XAX120		
12XA07-029	12XA07-006	XAX120		
12XA07-066	12XA07-039	XAX120		
12XA07-009	12XA00-006	XAX120		
12XA00-006	12XA00-009	XAX120		
12XA00-009	12XA23-015	XAX120		
12XA23-015	12XA23-016	XAX120		
12XA23-016	12XA20-010	XAX120		
12XA20-011	12JC02-135	XAX120		
12JC01-046	12XA02-062	XAX129		
12XA02-062	12XA07-026	XAX129		
12XA07-026	12XA07-000	XAX129		
12XA07-000	12XA07-003	XAX129		
12XA07-003	12XA06-000	XAX129		
12XA06-000	12XA06-003	XAX129		
12XA06-003	12XA23-022	XAX129		
12XA23-022	12XA23-023	XAX129		
12XA23-023	12XA20-010	XAX129		
12XA20-010	12JC02-136	XAX129		
12JC01-049	12XA02-056	XAX130		
12XA02-056	12XA07-023	XAX130		
12XA07-023	12XA07-074	XAX130		
12XA07-074	12XA07-077	XAX130		
12XA07-077	12XA00-074	XAX130		

SECTION II B(3) LOGIC CONTROL UNIT CARD CAGE NO. 2 CIRCUIT

FROM	TO	SIGNAL	UNIT	COLOR	GROUP	ROUTE	REMARKS	NOTE
12XA06-074	12XA06-C77	XAX13C						
12XA06-C77	12XA23-C29	XAX13C						
12XA23-C29	12XA23-C36	XAX13C						
12XA23-030	12XA28-C09	XAX13C						
12XA28-009	12J002-137	XAX13C						
12JC01-050	12XA02-050	XAX131						
12XA02-050	12XA07-C20	XAX131						
12XA07-020	12XA07-C68	XAX131						
12XA07-048	12XA07-071	XAX131						
12XA07-071	12XA08-C68	XAX131						
12XA08-068	12XA08-C71	XAX131						
12XA08-071	12XA23-C36	XAX131						
12XA23-036	12XA23-037	XAX131						
12XA23-037	12XA28-008	XAX131						
12XA28-008	12J002-138	XAX131						
12JC01-051	12XA02-044	XAX132						
12XA02-044	12XA07-C17	XAX132						
12XA07-017	12XA07-C56	XAX132						
12XA07-C56	12XA07-C57	XAX132						
12XA07-059	12XA08-062	XAX132						
12XA08-062	12XA08-065	XAX132						
12XA08-065	12XA23-C43	XAX132						
12XA23-043	12XA23-044	XAX132						
12XA23-044	12XA28-C07	XAX132						
12XA28-007	12J002-123	XAX132						

SECTION II B(3). LOGIC CONTROL UNIT CARD CAGE NO. 2 CIRCUIT LIST

FROM	TO	SIGNAL	UNIT	COLOR	GROUP	ROUTE	REMARKS	NOTE
12J001-052	12XA02-038	XAX133						
12XA02-038	12XA07-014	XAX133						
12XA07-014	12XA07-050	XAX133						
12XA07-050	12XA07-053	XAX133						
12XA07-053	12XA08-054	XAX133						
12XA08-054	12XA08-059	XAX133						
12XA08-059	12XA23-050	XAX133						
12XA23-050	12XA23-051	XAX133						
12XA23-051	12XA28-028	XAX133						
12XA28-028	12J002-124	XAX133						
12J001-053	12XA02-032	XAX134						
12XA02-032	12XA07-011	XAX134						
12XA07-011	12XA07-044	XAX134						
12XA07-044	12XA07-047	XAX134						
12XA07-047	12XA08-050	XAX134						
12XA08-050	12XA08-053	XAX134						
12XA08-053	12XA23-057	XAX134						
12XA23-057	12XA23-090	XAX134						
12XA23-090	12XA28-027	XAX134						
12XA28-027	12J002-125	XAX134						
12J001-054	12XA02-026	XAX135						
12XA02-026	12XA07-008	XAX135						
12XA07-008	12XA07-032	XAX135						
12XA07-032	12XA08-044	XAX135						
12XA08-044	12XA08-047	XAX135						
12XA08-047	12XA23-064	XAX135						

SECTION II B(3). LOGIC CONTROL UNIT CARD CAGE NO. 2 CIRCUIT LIST

FROM	TO	SIGNAL	RELAY	COLOR	GROUP	ROUTE	REMARKS	NOTE
12XA23-064	12XA23-065	XAX135	A					
12XA23-065	12XA28-026	XAX135	A					
12XA28-026	12J002-126	XAX135	A					
12XA28-026	12J001-C61	XAX135	P					
12J001-062	12XA02-020	XAX136	A					
12XA02-020	12XA03-C06	XAX136	A					
12XA03-006	12XA08-C38	XAX136	A					
12XA08-038	12XA08-C41	XAX136	A					
12XA08-041	12XA28-C25	XAX136	A					
12XA28-025	12J002-127	XAX136	A					
12XA28-025	12J001-C06	XAX136	P					
12J001-063	12XA02-014	XAX137	A					
12XA02-014	12XA03-003	XAX137	A					
12XA03-003	12XA08-C32	XAX137	A					
12XA08-032	12XA08-C35	XAX137	A					
12XA08-035	12XA23-071	XAX137	A					
12XA23-071	12XA23-C72	XAX137	A					
12XA23-C72	12XA28-C24	XAX137	P					
12XA28-024	12J002-128	XAX137	A					
12XA28-C24	12J001-C07	XAX137	P					
12J001-064	12XA02-C09	XAX138	A					
12XA02-C09	12XA03-C00	XAX138	A					
12XA03-C00	12XA08-C26	XAX138	A					
12XA08-026	12XA08-C29	XAX138	A					
12XA08-C29	12XA28-C23	XAX138	A					

SECTION II B(3). LOGIC CONTROL UNIT CARD CAGE NO. 2 CIRCUIT LIST

FROM	TO	SIGNAL	INFO	COLOR	GROUP	ROUTE	REMARKS	NOTE
12XA28-023	12J002-129	XAX138	A					
12XA28-023	12J001-088	XAX138	P					
12J001-055	12XA01-098	XAX139	A					
12XA01-098	12XA03-077	XAX139	A					
12XA03-077	12XA08-020	XAX139	A					
12XA08-020	12XA08-023	XAX139	A					
12XA08-023	12XA28-044	XAX139	A					
12XA28-044	12J002-160	XAX139	A					
12XA28-044	12J001-089	XAX139	P					
12J001-061	12XA01-092	XAX140	A					
12XA01-092	12XA03-074	XAX140	A					
12XA03-074	12XA08-014	XAX140	A					
12XA08-014	12XA08-017	XAX140	A					
12XA08-017	12XA28-043	XAX140	A					
12XA28-043	12J002-161	XAX140	A					
12XA28-043	12J001-066	XAX140	P					
12J001-002	12XA01-086	XAX141	A					
12XA01-086	12XA03-071	XAX141	A					
12XA03-071	12XA08-008	XAX141	A					
12XA08-008	12XA28-042	XAX141	A					
12XA28-042	12J002-162	XAX141	A					
12XA28-042	12J001-047	XAX141	P					

SECTION II B(3). LOGIC CONTROL UNIT CARD CAGE NO. 2 CIRCUIT LIST

FROM	TO	ORIGIN	COLAR	GROUP	ROUTE	REMARKS	NOTE
12JC01-003	12XA01-060	XAX142					A
12XA01-060	12XA03-060	XAX143					A
12XA03-060	12XA09-062	XAX142					B
12XA09-062	12XA09-065	XAX142					B
12XA09-065	12XA20-061	XAX142					A
12XA20-061	12J002-166	XAX142					B
12XA20-041	12J001-040	XAX142					F
12JC01-004	12XA01-074	XAX143					
12XA01-074	12XA03-065	XAX143					
12XA03-065	12XA09-056	XAX143					
12XA09-056	12XA09-059	XAX143					
12XA09-059	12XA20-040	XAX143					
12XA20-040	12J002-167	XAX143					
12JC01-005	12XA01-068	XAX144					
12XA01-068	12XA03-062	XAX144					
12XA03-062	12XA09-050	XAX144					
12XA09-050	12XA09-053	XAX144					
12XA09-053	12XA20-039	XAX144					
12XA20-039	12J002-168	XAX144					
12JC01-006	12XA01-062	XAX145					
12XA01-062	12XA03-059	XAX145					
12XA03-059	12XA09-044	XAX145					
12XA09-044	12XA09-047	XAX145					
12XA09-047	12XA20-060	XAX145					
12XA20-060	12J002-169	XAX145					

SECTION II B(3). LOGIC CONTROL UNIT CARD CAGE NO. 2 CIRCUIT LIST

FROM	TO	GROUP	ROUTE	REMARKS	NOTE
12J001-007	12XA01-C56	XAX146			
12XA01-056	12XAC3-056	XAX146			
12XA03-056	12XA09-038	XAX146			
12XA09-038	12XA09-041	XAX146			
12XA09-041	12XA28-C59	XAX146			
12XA28-C59	12J002-170	XAX146			
12J001-008	12XA01-C50	XAX147			
12XA01-050	12XA03-C41	XAX147			
12XA03-041	12XA09-C32	XAX147			
12XA09-032	12XA09-035	XAX147			
12XA09-035	12XA28-C58	XAX147			
12XA28-058	12J002-171	XAX147			
12J001-009	12XA01-C44	XAX148			
12XA01-044	12XA09-030	XAX148			
12XA03-030	12XA09-C24	XAX148			
12XA09-024	12XA09-C29	XAX148			
12XA09-029	12XA28-057	XAX148			
12XA28-057	12J002-172	XAX148			
12J001-010	12XA01-C38	XAX149			
12XA01-038	12XA03-C35	XAX149			
12XA03-035	12XA09-C20	XAX149			
12XA09-020	12XA09-C23	XAX149			
12XA09-023	12XA28-C56	XAX149			
12XA28-056	12J002-156	XAX149			

SECTION II B(3). LOGIC CONTROL UNIT CARD CAGE NO. 2 CIRCUIT LIST

FROM	TO	SIGNAL	UNIT	GROUP	NOTE	REMARKS	NOTE
12JC01-011	12XA01-032	XAX150					
12XA01-032	12XA03-032	XAX150					
12XA03-032	12XA09-C14	XAX15C					
12XA09-014	12XA09-C17	XAX15C					
12XA09-017	12XA20-055	XAX150					
12XA20-055	12J002-157	XAX150					
12JC01-012	12XA01-C26	XAX151					
12XA01-026	12XA03-C29	XAX151					
12XA03-029	12XA09-C00	XAX151					
12XA09-000	12XA09-C11	XAX151					
12XA09-011	12XA20-C76	XAX151					
12XA20-076	12J002-150	XAX151					
12JC01-013	12XA01-C2C	XAX152					
12XA01-020	12XA03-C24	XAX152					
12XA03-026	12XA09-C00	XAX152					
12XA09-000	12XA09-C03	XAX152					
12XA09-003	12XA20-C75	XAX152					
12XA20-075	12J002-163	XAX152					
12JC01-014	12XA01-C14	XAX153					
12XA01-014	12XA03-023	XAX153					
12XA03-023	12XA09-C74	XAX153					
12XA09-074	12XA09-C77	XAX153					
12XA09-077	12XA20-C74	XAX153					
12XA20-074	12J002-164	XAX153					

SECTION II B(3). LOGIC CONTROL UNIT CARD CAGE NO. 2 CIRCUIT LIST

FROM	TO	SYMBOL	UNIT	COLOR	GROUP	NOTE	REMARKS	NOTE
12JC01-015	12XA01-C08	XAX154						
12XA01-00A	12XA03-C2C	XAX154						
12XA03-070	12XA09-068	XAX154						
12XA09-060	12XA09-C71	XAX154						
12XA09-071	12XA20-C73	XAX154						
12XA20-073	12JC02-165	XAX154						
12XA23-090	12XA29-000	XK5000*	A	T2222	T6002			
12XA29-000	12XA29-C99	XK5000*	P					
12XA29-099	12JC02-114	XK5000*	C	T2222	T6003			
12XA19-043	12XA19-045	XRD043						
12XA19-045	12XA23-01C	XRD043						
12XA23-010	12XA23-C24	XRD043						
12XA23-024	12XA23-030	XRD043						
12XA23-030	12XA23-052	XRD043						
12XA23-052	12XA23-C66	XRD043						
12XA09-047	12XA09-C7C	XTA001*						
12XA09-070	12JC01-155	XTA001*						
12XA09-073	12XA09-076	XTA002*						
12XA09-076	12JC01-154	XTA002*						
12XA09-079	12XA09-C02	XTA003*						
12XA09-082	12JC01-153	XTA003*						

SECTION II B(3). LOGIC CONTROL UNIT CARD CAGE NO. 2 CIRCUIT LIST

FROM	TO	LOCAL	PLAR	GROUP	ROUTE	REMARKS	NOTE
12XA17-007	12XA17-009	XTD001*					
12XA17-009	12J001-263	XTDCC1*					
12XA17-011	12XA17-013	XTDCC2*					
12XA17-013	12J001-204	XTD002*					
12XA17-015	12XA17-017	XTD003*					
12XA17-017	12J001-206	XTD003*					
12XA17-043	12XA17-045	XTD004*					
12XA17-045	12J001-205	XTD004*					
12XA18-007	12XA18-009	XTD006*					
12XA18-009	12J001-261	XTD006*					
12XA18-011	12XA18-013	XTD007*					
12XA18-013	12J001-200	XTD007*					
12XA18-015	12XA18-017	XTD008*					
12XA18-017	12J001-199	XTD008*					
12XA18-043	12XA18-045	XTDCC5*					
12XA18-045	12J001-262	XTD005*					
12XA18-047	12XA18-049	XTD011*					
12XA18-049	12J001-196	XTD011*					

SECTION II B(3). LOGIC CONTROL UNIT CARD CAGE NO. 2 CIRCUIT LIST

FROM	TO	SIGNAL	RELAY	COLOR	GROUP	ROUTE	REMARKS	NOTE
12XA10-051	12XA10-C53	XTD010*						
12XA10-053	12J001-195	XTD010*						
12XA09-007	12XA09-C10	XTE001*						
12XA09-010	12J001-152	XTE001*						
12XA09-013	12XA09-C16	XTE002*						
12XA09-016	12J001-151	XTE002*						
12XA09-019	12XA09-022	XTE003*						
12XA09-022	12J001-15C	XTE003*						
12XA09-025	12XA09-C20	XTE004*						
12XA09-028	12J001-14*	XTE004*						
12XA09-031	12XA09-034	XTE005*						
12XA09-034	12J001-140	XTE005*						
12XA09-037	12XA09-040	XTI001*						
12XA09-040	12J001-147	XTI001*						
12XA09-043	12XA09-046	XTI002*						
12XA09-046	12J001-146	XTI002*						
12XA09-049	12XA09-052	XTI003*						
12XA09-052	12J001-145	XTI003*						

SECTION II B(3). LOGIC CONTROL UNIT CARD CAGE NO. 2 CIRCUIT LIST

FROM	TO	SIGNAL	DEF	COLOR	GROUP	ROUTE	REMARKS	NOTE
12XA09-055	12XA09-058	VT10C4*						
12XA09-058	12J001-144	XT10C4*						
12XA09-061	12XA09-064	VT10C5*						
12XA09-064	12J001-143	XT10C5*						
12XA07-037	12XA07-040	XTMCC0*						
12XA07-040	12J001-117	XTMCC0*						
12XA07-043	12XA07-046	XTMCC1*						
12XA07-046	12J001-116	XTMCC1*						
12XA07-049	12XA07-052	XTMCC2*						
12XA07-052	12J001-085	XTMCC2*						
12XA07-055	12XA07-058	XTMCC3*						
12XA07-058	12J001-084	XTMCC3*						
12XA07-067	12XA07-070	XTMCC4*						
12XA07-070	12J001-083	XTMCC4*						
12XA07-073	12XA07-076	XTMCC5*						
12XA07-076	12J001-082	XTMCC5*						
12XA07-079	12XA07-082	XTMCC6*						
12XA07-082	12J001-081	XTMCC6*						

SECTION II B(3). LOGIC CONTROL UNIT CARD CAGE NO. 2 CIRCUIT LIST

FROM	TO	SIGNAL	COLAR	GROUP	ROUTE	REMARKS	NOTE
12XA07-085	12XA07-086	XTHCC7*					
12XA07-088	12J001-090	XTHC07*					
12XA07-097	12XA07-100	XTHOCE*					
12XA07-100	12J001-079	XTHCC8*					
12XA08-007	12XA08-010	XTP001*					
12XA08-010	12J001-183	XTP001*					
12XA08-013	12XA08-016	XTP002*					
12XA08-016	12J001-188	XTP002*					
12XA08-019	12XA08-022	XTP003*					
12XA08-022	12J001-187	XTP003*					
12XA08-025	12XA08-028	XTPCC4*					
12XA08-028	12J001-186	XTP004*					
12XA08-031	12XA08-034	XTPCC5*					
12XA08-034	12J001-185	XTPCC5*					
12XA08-037	12XA08-040	XTPCC6*					
12XA08-040	12J001-184	XTPCC6*					
12XA08-043	12XA08-046	XTPCC7*					
12XA08-046	12J001-183	XTPCC7*					

SECTION II B(3). LOGIC CONTROL UNIT CARD CAGE NO. 2 CIRCUIT LIST

FROM	TO	SIGNAL	SEC	COLOR	GROUP	ROUTE	REMARKS	NOTE
12XA08-049	12XA08-C52	XTP008*						
12XA08-052	12J001-182	XTP008*						
12XA08-055	12XA08-C58	XTP005*						
12XA08-058	12J001-181	XTP005*						
12XA08-061	12XA08-064	XTP010*						
12XA08-064	12J001-18C	XTP010*						
12XA08-067	12XA08-C70	XTP011*						
12XA08-070	12J001-179	XTP011*						
12XA08-073	12XA08-076	XTP012*						
12XA08-076	12J001-178	XTP012*						
12XA08-079	12XA08-082	XTP013*						
12XA08-082	12J001-177	XTP013*						
12XA08-085	12XA08-088	XTP014*						
12XA08-088	12J001-176	XTP014*						
12XA08-091	12XA08-094	XTP015*						
12XA08-094	12J001-175	XTP015*						
12XA14-047	12XA14-C49	XTW135*						
12XA14-049	12J001-198	XTW135*						

SECTION II B(3). LOGIC CONTROL UNIT CARD CAGE NO. 2 CIRCUIT LIST

FROM	TO	SIGNAL	COLAR	GROUP	ROUTE	REMARKS	NOTE
12XA14-051	12XA14-053	XTW136*					
12XA14-053	12J001-1	XTW136*					
12XA19-010	12J002-13C	XXX000*					
12XA04-099	12XA10-007	XXX221*					
12XA10-007	12XA10-014	XXX221*					
12XA10-014	12XA10-037	XXX221*					
12XA10-037	12XA11-028	XXX221*					
12XA11-028	12XA11-037	XXX221*					
12XA11-037	12XA11-045	XXX221*					
12XA11-045	12XA11-079	XXX221*					
12XA11-079	12XA11-087	XXX221*					
12XA11-087	12XA12-030	XXX221*					
12XA12-030	12XA14-080	XXX221*					
12XA14-080	12XA19-011	XXX221*					
12XA19-011	12XA19-013	XXX221*					
12XA19-013	12XA19-015	XXX221*					
12XA19-015	12XA19-082	XXX221*					
12XA19-082	12XA20-043	XXX221*					
12XA20-043	12XA23-011	XXX221*					
12XA23-011	12XA23-018	XXX221*					
12XA23-018	12XA23-025	XXX221*					
12XA23-025	12XA23-032	XXX221*					
12XA23-032	12XA23-039	XXX221*					
12XA23-039	12XA23-046	XXX221*					
12XA23-046	12XA23-050	XXX221*					
12XA23-050	12XA23-04C	XXX221*					

SECTION II B(3). LOGIC CONTROL UNIT CARD CAGE NO. 2 CIRCUIT LIST

FROM	TO	SIGNAL	PORT	COLOR	GROUP	ROUTE	REMARKS	NOTE
12XA23-060	12XA23-067	HHK221*						
12XA23-067	12XA23-C74	HHK221*						
12XA23-074	12XA24-101	HHK221*						

SECTION II A(4). LOGIC CONTROL UNIT CARD CAGE NO. 3 WIRE LIST

COMPONENT 13J001-		CONNECTOR										
FROM	PIR	TO	SIGNAL	SEN	A	1	2	COLOR	GROUP	ROUTE	REMARKS	NOTE
13KA30-056	001		SKA020°									
13KA16-001	002		GR0316									
	003											
13KA26-002	004		GR0324 E									
	005											
	006											
	007											
	008											
	009											
	010											
	011											
	012											
	013											
	014											
	015											
	016											
	017											
	018											
	019											
13KA24-057	020		AKA343° E					T2222		TG001		
13KA24-001	021		GR0324 A					T2NAT		TG001		
13KA25-012	022		IKA030° E					T2222		TG014		
13KA25-002	023		GR0325 E					T2NAT		TG014		
13KA29-106	024		XKS000° C									
13KA29-104	025		GR0328 C									
	026	13KA14-C52	GKT000° A									
13KA28-002	027		GR032E I									
13KA27-003	028		KKA112°									

SECTION II A(4). LOGIC CONTROL UNIT CARD CAGE NO. 3 WIRE LIST

COMPONENT 13J601-		CONNECTOR								
FROM	PIN	TO	SIGNAL	SERIAL	NO.	COLOR	GROUP	ROUTE	REMARKS	NOTE
13KA27-001	029		GRO327							
13KA26-074	030		AKA100							
13KA25-001	031		GRO325							
	032									
	033									
	034									
	035									
	036									
	037									
	038									
13KA29-012	039		GUC900			T2222	T6009			
13KA29-011	040		GUC900			T2222	T6009			
13KA02-097	041		GTC001							
13KA30-042	042		GUS600							
	043									
13KA27-009	044		GKA041							
13KA27-067	045		GTT000							
13KA29-000	046		LWJ999							
13KA29-007	047		GUS601							
13KA29-017	048		CLP000							
13KA02-049	049		GTC013							
13KA02-043	050		GTH001							
	051									
	052									
	053									
	054									
	055									
13KA20-044	056									

SECTION II A(4). LOGIC CONTROL UNIT CARD CAGE NO. 3 WIRE LIST

COMPONENT 13J001-		CONNECTOR							
FROM	PIN	TO	SIGNAL	SEN	COL	GROUP	ROUTE	REMARKS	NOTE
13KA20-046	057		SVW0020						
13KA20-048	058		SVW0030						
13KA20-050	059		SVW0040						
13KA20-052	060		SVW0050						
13KA20-054	061		SVW0060						
13KA10-044	062		SVW0070						
13KA10-046	063		SVW0080						
13KA21-002	064		SVW0090						
13KA21-001	065		SVW1000						
13KA21-090	066		SVW1010						
13KA21-009	067		SVW1020						
13KA21-000	068		SVW1030						
13KA21-007	069		SVW1040						
13KA21-004	070		SVW1050						
13KA21-003	071		SVW1060						
	072								
13KA29-092	073		CUX3040						
13KA29-074	074		CUX3060						
13KA29-073	075		CUX3010						
13KA29-072	076		CUX3020						
13KA29-071	077		CUX3030						
13KA29-007	078		CUX3090						
13KA29-090	079		CUX3060						
13KA29-091	080		CLX3050						
13KA29-009	081		CUX3070						
13KA29-000	082		CUX3000						
13KA24-064	083		SVW3350						
13KA23-097	084		AKA2100						

SECTION II A(4). LOGIC CONTROL UNIT CARD CAGE NO. 3 WIRE LIST

COMPONENT 13J001-		CONNECTOR									
FROM	PNR	TO	SIGNAL	SEN	A	V	COLOR	GROUP	ROUTE	REMARKS	NOTE
	085										
	086										
	087										
	088										
	089										
13KA30-041	C90		SKA001*								
13KA30-040	091		SKA002*								
13KA30-039	092		SKA003*								
13KA30-040	C93		SKA004*								
13KA25-061	094		GRO325 C								
13KA30-059	095		SKA005*								
13KA30-058	C96		SKA006*								
13KA30-057	097		SKA007*								
13KA30-043	098		SKD204*								
13KA30-044	099		SKD203*								
13KA30-023	100		SKD202*								
13KA30-024	101		SKD201*								
13KA30-025	102		SKD104*								
	103		SVW107*								
	104		SVW108*								
13KA16-001	105		GRO318 B								
13KA16-001	106		SKA010*								
13KA30-071	107		APC003*								
13KA30-049	108		IPJ094*								
13KA30-090	109		IPJ192*								
13KA30-072	110		IPJ197*								
13KA29-076	111		AE1030*								
13KA29-075	112		DEC317*								

SECTION II A(4). LOGIC CONTROL UNIT CARD CAGE NO. 3 WIRE LIST

COMPONENT 13J001-		CONNECTOR								
FROM	PIN	TO	SIGNAL	NO.	Y.	COLOR	GROUP	ROUTE	REMARKS	NOTE
13KA30-002	113		1EC355*							
13KA26-103	114		XXK000* B							
	115									
	116									
	117									
	118									
	119									
	120									
	121									
	127									
13KA30-012	123		SKF001							
13KA00-001	124		GR0300							
13KA30-011	125		SKF002							
13KA16-044	126		SKA009							
	127	13KA11-C43	XXF212* B							
13KA16-097	128		XXF212* B							
13KA16-097	129		XXF212* F							
13KA30-105	130		XXS000* F			T2222		T6012		
13KA30-103	131		GR0321	B		T2MAT		T6012		
13KA30-026	132		SKD103*							
13KA30-027	133		SKD102*							
13KA30-028	134		SKD101*							
13KA30-067	135		SKD004*							
13KA30-008	136		SKD003*							
13KA30-009	137		SKD002*							
13KA30-010	138		SKD001*							
13KA12-091	139		1AR029*							
13KA14-045	140		1PW091*							

SECTION II A(4). LOGIC CONTROL UNIT CARD CAGE NO. 3 WIRE LIST

COMPONENT 13J001-		CONNECTOR								
FROM	PN	TO	SIGNAL	WIRE	NO.	COLOR	GROUP	ROUTE	REMARKS	NOTE
	141	13KA23-092	APV161°							
13KA12-045	142		IPC032°							
13KA30-091	143		AEC310°							
13KA15-059	144		IVK004°							
13KA30-079	145		IVK502°							
13KA18-061	146		CPF203°							
13KA08-047	147		IMV191°							
13KA24-069	148		GPE123° 0							
13KA05-017	149		IME135°							
	150	13KA13-051	KYK001° 0							
13KA29-041	151		AVR001°							
13KA20-067	152		AVK012°							
13KA16-010	153		CRF010°							
	154									
	155									
	156									
	157									
	158									
	159									
	160		SPR6160						RSV RIBBON	
	161		SPR6161						RSV RIBBON	
	162		SPR6162						RSV RIBBON	
	163		SPR6163						RSV RIBBON	
	164		SPR6164						RSV RIBBON	
	165		SPR6165						RSV RIBBON	
	166		SPR6166						RSV RIBBON	
	167		SPR6167						RSV RIBBON	
	168		SPR6168						RSV RIBBON	

SECTION II A(4). LOGIC CONTROL UNIT CARD CAGE NO. 3 WIRE LIST

COMPONENT 13J001-		CONNECTOR								
FROM	PIN	TO	SIGNAL	DIR	NO.	COLOR	GROUP	ROUTE	REMARKS	NOTE
	169		SPR6169						RSV RIBBON	
	170		SPR6170						RSV RIBBON	
	171		SPR6171						RSV RIBBON	
	172		SPR6172						RSV RIBBON	
	173									
13KA05-011	174		IRA1110							
13KA13-047	175		GVM5500							
13KA13-055	176		GVM5510							
13KA21-020	177		AVR0240							
13KA24-059	178		IUM5520							
13KA24-051	179		IYA319							
13KA30-000	180		IAS1320							
13KA30-007	181		IAT1410							
13KA30-055	182		XAX126							
13KA30-076	183		XAX125							
13KA30-075	184		XAX124							
13KA30-074	185		XAX123							
	186	13KA19-091	GVK121							
	187	13KA19-076	AVK221							
	188	13KA20-055	CVL021							
	189	13KA20-041	CVL121							
13KA17-007	190		NVG0110							
	191									
	192									
	193									
	194									
	195									
	196									

SECTION II A(4). LOGIC CONTROL UNIT CARD CAGE NO. 3 WIRE LIST

FROM	PK	TO	SIGNAL	RES	GROUP	COLOR	ROUTE	REMARKS	NOTE
	197								
	198								
	199								
	200								
	201								
	202								
	203								
13KA23-100	204		IKES31						
13KA23-016	205		QAC230						
13KA15-051	206		IVL221						
13KA27-072	207		AKA015						
13KA26-004	208		KKE426						
13KA24-000	209		IKES22						
13KA07-002	210		KKF0330						
13KA00-026	211		CFR074						
	212	13KA02-073	APA1150 A						
13KA07-056	213		KKB022						
13KA22-091	214		CVP603						
13KA23-072	215		KPV011						
13KA16-076	216		APV002						
13KA09-027	217		KPR1520						
	218	13KA19-004	CKES210						
	219		SPTP12					RESERVE TP	
	220		SPTP13					RESERVE TP	
	221		SPTP14					RESERVE TP	
	222								
	223								
	224								

SECTION II A(4). LOGIC CONTROL UNIT CARD CAGE NO. 3 WIRE LIST

COMPONENT 13J001-		CONNECTOR								
FROM	PIN	TO	SIGNAL	WIRE NO.	COLOR	GROUP	ROUTE	REMARKS	NOTE	
	225									
13XA17-019	226		NVG111°							
13XA17-031	227		NVG211°							
13XA19-049	228		CVG321							
13XA17-067	229		NVW011°							
13XA17-079	230		NVW111°							
13XA17-091	231		NVW211°							
13XA24-043	232		IWR312							
13XA18-067	233		NVJ011°							
13XA18-019	234		NVJ111°							
13XA18-031	235		NVJ211°							
13XA24-017	236		IWR311							
13XA18-067	237		NVK011°							
13XA19-091	238		GVR121							
13XA19-076	239		AVK221							
13XA24-015	240		IWR31C							
13XA26-055	241		CVL021							
13XA26-061	242		CVL121							
	243	13XA13-042	AKA343° B							
13XA24-102	244		AUT114							

SECTION II A(4). LOGIC CONTROL UNIT CARD CAGE NO. 3 WIRE LIST

COMPONENT 13JOC2-		CONNECTOR								
FROM	PIN	TO	SIGNAL	SEN	COLOR	GROUP	ROUTE	REMARKS	NOTE	
13KA27-055	001		GTC900		T2MAT	TG006				
13KA28-047	002		GTC900		T2222	TG006				
	003									
	004									
13KA25-000	005		AKA1.3		T2222	TG002				
13KA25-002	006		GR0325	F	T2MAT	TG002				
13KA24-055	007		AKA353		T2222	TG003				
13KA24-002	008		GR0324	E	T2MAT	TG003				
13KA24-031	009		APB1390							
13KA28-097	010		GRT0000	C	T2222	TG005				
13KA28-002	011		GR0328	M	T2MAT	TG005				
13KA29-105	012		XK5000	C	T2222	TG013				
13KA29-103	013		GR0328	C	T2MAT	TG013				
13KA28-097	014		GRT0000	F	T2222	TG004				
13KA28-002	015		GR0328	E	T2MAT	TG004				
13KA29-055	016		XXX000	F						
13KA29-040	017		GVR005							
13KA30-001	018		GR0330							
13KA29-027	019		GR0325	E	T2MAT	TG007				
13KA12-067	020		NVB0110							
13KA12-079	021		NVB1110							
13KA12-091	022		NVB2110							
13KA14-020	023		AV0321							
13KA14-007	024		AVC0110							
13KA14-019	025		AVC1110							
13KA14-031	026		AVC2110							
13KA19-031	027		AVC321							
13KA14-067	028		NVB0110							

SECTION II A(4). LOGIC CONTROL UNIT CARD CAGE NO. 3 WIRE LIST

COMPONENT 13J002-		CONNECTOR									
FROM	PIN	TO	SIGNAL	WIRE NO.	WIRE NO.	COLOR	GROUP	ROUTE	REMARKS	NOTE	
13XA14-070	029		NVD1110								
13XA14-091	030		NVC2110								
13XA19-037	031		AVD321								
13XA15-007	032		NVE0110								
13XA15-019	033		NVE1110								
13XA15-031	034		NVE2110								
13XA19-055	035		AVE321								
13XA15-067	036		NVF0110								
13XA15-079	037		NVF1110								
13XA15-091	038		NVF2110								
13XA17-101	039		MPC067								
13XA17-089	040		MPC061								
13XA18-017	041		ABC7500								
13XA20-029	042		KPB0100								
13XA18-101	043		GPB0910								
13XA18-089	044		APB0520								
13XA23-054	045		KYR0230								
	046										
13XA06-097	047		AKF123								
13XA04-006	048		APC0620								
	049										
	050										
	051										
	052										
	053										
	054										
13XA29-028	055		CKA1000		Y2222		T6007				
13XA18-041	056		IKD041								

SECTION II A(4). LOGIC CONTROL UNIT CARD CAGE NO. 3 WIRE LIST

COMPONENT 13J302-		CONNECTOR								
FROM	PIN	TO	SIGNAL	SEE	Y	COLOR	GROUP	ROUTE	REMARKS	NOTE
13XA18-077	057		IMP042							
13XA18-029	058		AMP031*							
13XA24-020	059		!AC239*							
	060		SPR5060						RSV RIBBON	
	061		SPR5061						RSV RIBBON	
13XA23-092	062		AVM161*							
13XA21-055	063		AVM07*							
13XA21-058	064		AVM120*							
13XA21-061	065		AVM121*							
13XA21-064	066		AVM122*							
13XA21-067	067		AVM123*							
13XA24-028	068		AVM124*							
13XA19-019	069		AVM125*							
13XA19-022	070		AVM126*							
13XA21-097	071		GVM230							
13XA19-061	072		AVF321							
13XA23-076	073		KPR251*							
13XA19-015	074		KPEG51*							
13XA19-017	075		KPT443*							
13XA16-056	076		KPT041							
13XA24-032	077		KPT041*							
13XA15-050	078		APE011*							
13XA19-016	079		KPC345*							
13XA23-080	080		AS0311*							
13XA23-079	081		AS0312*							
13XA24-098	082		BPF092*							
13XA18-039	083		CPB121							
13XA18-075	084		KPT443							

SECTION II A(4). LOGIC CONTROL UNIT CARD CAGE NO. 3 WIRE LIST

COMPONENT 13-002-		CONNECTOR									
FROM	PIN	TO	SIGNAL	SEN	A	V	COLOR	GROUP	ROUTE	REMARKS	NOTE
13KA20-015	085		KPV141								
	086										
	087										
	088										
	089										
13KA17-093	090		KAX131								
13KA18-099	091		KAX130								
13KA18-021	092		KAX125								
13KA18-033	093		KAX128								
13KA16-069	094		KAX127								
13KA16-017	095		CTM1170								
	096		SPR4132							RSV RIBBON	
13KA22-077	097		SV9022								
13KA16-011	098		AT92030								
13KA24-036	099		KYK0010								
13KA19-083	100		KVH0760								
13KA19-057	101		ATL5210								
13KA05-068	102		CVR1090								
13KA12-007	103		NVA0110								
13KA12-019	104		NVA1110								
13KA12-031	105		NVA2110								
13KA16-022	106		AVA321								
13KA14-060	107		KBD007								
13KA14-076	108		KBD008								
13KA18-090	109		FAA011								
13KA18-070	110		FAA012								
13KA18-042	111		FAA013								
13KA18-030	112		FAA014								

SECTION II A(4). LOGIC CONTROL UNIT CARD CAGE NO. 3 WIRE LIST

COMPONENT 13J002-		CONNECTOR										
FROM	PN	TO	SIGNAL	SL	AL	VL	CL	COLOR	GROUP	ROUTE	REMARKS	NOTE
13KA10-010	113		FAA015									
13KA26-104	114		XHX000° A									
	115											
	116		SPR2096								RSV RIBBON	
13KA10-099	117		KPF471									
13KA24-004	118		APL011									
13KA15-048	119		HPW061									
13KA20-017	120		APB051°									
13KA26-099	121		APR412°									
13KA15-062	122		KMA110°									
13KA14-009	123		XAX148									
13KA14-021	124		XAX147									
13KA14-033	125		XAX146									
13KA14-069	126		XAX145									
13KA14-091	127		XAX144									
13KA14-093	128		XAX143									
13KA15-009	129		XAX142									
13KA30-106	130		XKS000° A					T2222		TG011		
13KA30-104	131		GRO320 A					T2RAT		TG011		
13KA15-050	132		ATL421°									
13KA20-033	133		FYR000°									
13KA14-044	134		AVS021°									
	135		SPR4099								RSV RIBBON	
13KA02-068	136		KTL501°									
13KA26-074	137		GAD103°									
13KA21-077	138		JYR100°									
13KA14-017	139		KPC101									
13KA14-029	140		KPC101									

SECTION II A(4). LOGIC CONTROL UNIT CARD CAGE NO. 3 WIRE LIST

COMPONENT 13J002-		CONNECTOR								
FROM	PIN	TO	SIGNAL	WIRE NO.	WIRE NO.	COLOR	GROUP	ROUTE	REMARKS	NOTE
13KA14-041	141		KPC192							
13KA14-077	142		KPC193							
13KA17-102	143		FBA016							
13KA17-090	144		FBA017							
13KA17-078	145		FBA010							
13KA19-045	146		FBA011							
13KA17-042	147		FBA012							
13KA17-030	148		FBA013							
13KA17-018	149		FBA014							
13KA19-060	150		FBA015							
13KA15-102	151		FBA016							
13KA15-090	152		FBA017							
13KA15-078	153		FBA018							
13KA16-041	154		KPA114							
13KA19-011	155		APB1310							
13KA26-061	156		GYR0420							
13KA24-040	157		FYR0150							
13KA26-004	158		AYR071							
13KA19-002	159		AA05410							
13KA12-009	160		XAX154							
13KA12-021	161		XAX153							
13KA12-033	162		XAX152							
13KA15-021	163		XAX141							
13KA15-033	164		XAX140							
13KA15-069	165		XAX139							
13KA15-001	166		XAX138							
13KA15-093	167		XAX137							
13KA17-009	168		XAX136							

SECTION II A(4). LOGIC CONTROL UNIT CARD CAGE NO. 3 WIRE LIST

COMPONENT 13J002-		CONNECTOR									
FROM	PIN	TO	SIGNAL	SEE	NO.	Y.	COLOR	GROUP	ROUTE	REMARKS	NOTE
13K417-021	169		KAX135								
13K417-033	170		KAX134								
13K417-069	171		KAX133								
13K417-001	172		KAX132								
13KA28-076	173		GRAS00*								
13KA05-102	174		1PT401								
13KA28-077	175		KPR231*								
13KA06-043	176		APT741*								
13KA05-098	177		KPD211*								
13KA06-032	178		CPT113*								
13KA05-071	179		1PT132*								
13KA05-093	180		CPT111*								
13K415-066	181		1PB113								
13KA05-027	182		SFRO01*								
13KA05-056	183		APL113*								
13KA19-042	184		K00001								
13KA15-042	185		K00002								
13KA15-030	186		K00003								
13KA15-018	187		K00004								
13KA19-036	188		K00005								
13KA14-102	189		K00006								
13KA24-069	190		GPE123* P								
13KA26-007	191		4A0100*								
13KA14-065	192		4A0101*								
13KA01-090	193		4A0102*								
13KA08-050	194		4A0104*								
13KA08-052	195		4A0105*								
13KA08-044	196		4A0106*								

SECTION II A(4). LOGIC CONTROL UNIT CARD CAGE NO. 3 WIRE LIST

COMPONENT 13J002-		CONNECTOR								
FROM	PN	TO	SIGNAL	SEN	COL	COLOR	GROUP	ROUTE	REMARKS	NOTE
13KA24-092	197		ATL201							
13KA07-039	198		0AD1130							
13KA07-038	199		0AD1140							
13KA13-008	200		AAD1150							
13KA12-062	201		0AD1160							
13KA24-059	202		0AD1300							
13KA02-042	203		CAD1530							
13KA12-069	204		KAK151							
13KA12-081	205		KAK150							
13KA12-093	206		KAK149							
	207		SPR2243						RSV RIBBON	
13KA05-091	208		CPO091							
13KA05-067	209		CPO063							
	210	13KA01-033	KPA1110							
13KA02-073	211		AMA1150 A							
13KA14-061	212		CPR401							
13KA05-092	213		IPO0010							
13KA24-036	214		KVK0010 P							
13KA22-003	215		0PO0390							
13KA03-024	216		KPA071							
13KA22-090	217		KPO3050							
13KA19-090	218		0PE112							
13KA06-004	219		APF361							
13KA12-017	220		KPC121							
13KA12-020	221		KPC131							
13KA12-041	222		KPC141							
13KA12-077	223		KPC151							
13KA12-009	224		KPC161							

SECTION II A(4). LOGIC CONTROL UNIT CARD CAGE NO. 3 WIRE LIST

FROM	PN	TO	SIGNAL	WIRE	COLOR	GROUP	ROUTE	REMARKS	NOTE
13KA12-101	225		KPC171						
13KA17-059	226		KPA0610						
13KA02-061	227		AMA0530						
13KA02-050	228		AMA0540						
13KA02-073	229		AMA1150						
13KA03-049	230		IPA1550						
13KA03-083	231		SPA1740						
13KA27-033	232		CKA0250						
13KA29-079	233		P40032						
13KA19-074	234		CPA1650						
13KA19-075	235		CPV0530						
13KA06-091	236		KFV0110						
13KA16-074	237		KMA0510						
	238		SPR4231					RSV RIBBON	
13KA07-032	239		KPA1110						
13KA27-101	240		IKA243						
13KA23-101	241		CKE5210						
13KA24-081	242		KYX001						
13KA24-088	243		AAD11C0						
	244		SPR4190					RSV RIBBON	

SECTION II A(4). LOGIC CONTROL UNIT CARD CAGE NO. 3 WIRE LIST

COMPONENT 13KA01-		CONNECTOR (LOGIC CARD NO. 7)							
FROM	TO	SIGNAL	WIRE NO.	COLOR	GROUP	ROUTE	REMARKS	NOTE	
	001						GRD		
	002						GRD		
	003	13KA16-074	KPA051*						
	004	13KA01-015	KPA051						
	005						+5VDC		
	006						+5VDC		
	007	13KA01-010	UMW013						
	008	13KA01-C09	APA041						
13KA01-008	009	13KA02-C31	APA041						
13KA01-007	010	13KA01-011	UMW013						
13KA01-010	011	13KA01-014	UMW013						
	012	13KA17-059	KPA061*						
	013	13KA01-023	KPA061						
13KA01-011	014	13KA01-018	UMW013						
13KA01-004	015	13KA01-016	KPA051						
13KA01-015	016	13KA20-049	KPA051						
	017	13KA01-031	AKS301*						
13KA01-014	018	13KA01-021	UMW013						
	019	13KA02-030	KPA071*						
	020	13KA02-010	KPA071						
13KA01-018	021	13KA01-024	UMW013						
	022	13KA02-021	CPA121						
13KA01-013	023	13KA20-037	KPA061						
13KA01-021	024	13KA01-035	UMW013						
	025	13KA02-036	GKX331*						
	026	13KA02-066	KPA001						
	027	13KA01-C30	KPA001*						
	028	13KA02-037	APA023*						

SECTION II A(4). LOGIC CONTROL UNIT CARD CAGE NO. 3 WIRE LIST

COMPONENT 13XA01-		CONNECTOR (LOGIC CARD NO. 7)								
FROM	PIN	TO	SIGNAL	SEG	NO	COLOR	GROUP	ROUTE	REMARKS	NOTE
	029	13XA02-307	KPA036*							
13XA01-027	030	13XA02-092	KPA001*							
13XA01-017	031	13XA01-045	AKS301*							
	032	13XA16-036	AKB115*							
13XA02-210	033	13XA01-076	KPA112*							
	034		KPA111							
13XA01-024	035	13XA01-030	UNW013							
	036	13XA00-046	AAD101*							
	037	13XA26-006	AAD300							
13XA01-035	038	13XA01-042	UNW013							
	039	13XA01-043	IPE422*							
	040	13XA03-356	KPA112*							
	041		KPA112							
13XA01-036	042	13XA01-049	UNW013							
13XA01-039	043	13XA01-050	IPE422*							
	044	13XA00-049	IAD304							
13XA01-031	045	13XA01-073	AKS301*							
	046	13XA01-053	AKB021*							
	047	13XA03-099	KPA113*							
	048		KPA113							
13XA01-042	049	13XA01-052	UNW013							
13XA01-043	050	13XA01-060	IPE422*							
	051	13XA01-097	AKA102							
13XA01-049	052	13XA01-056	UNW013							
13XA01-046	053	13XA04-047	AKB021*							
	054	13XA01-077	KPA114*							
	055	13XA03-060	KPA114							

SECTION II A(4). LOGIC CONTROL UNIT CARD CAGE NO. 3 WIRE LIST

COMPONENT 13XA01-		CONNECTOR (LOGIC CARE NO. 7)										
FROM	PIN	TO	SIGNAL	SEE	NO.	Y	Z	COLOR	GROUP	ROUTE	REMARKS	NOTE
	057	13XA04-J22	AME062*									
	058	13XA04-C51	IAD305									
	059	13XA04-031	AKR304*									
13XA01-050	060	13XA01-070	IPE422*									
	061	13XA03-C82	KMA152*									
	062	13XA03-C65	KMA152									
13XA01-056	063	13XA01-066	UWU013									
	064	13XA01-C92	APA143*									
	065	13XA03-C45	IWA142									
13XA01-063	066	13XA01-C74	UWU013									
	067	13XA02-077	APB051*									
	068		KPA119									
	069	13FA15-C62	KPA119*									
13XA01-060	070	13XA03-L15	IPE422*									
	071	13XA26-C87	AAD100*									
	072	13XA05-C2E	IAD361									
13XA01-045	073	13XA01-100	AKS301*									
13XA01-066	074	13XA04-007	UWU013									
	075	13FA01-09C	APA124									
13XA01-033	076	13XA07-C32	KMA111*									
13XA01-054	077	13XA09-C90	KMA114*									
	078	13XA03-C96	APA134*									
	079	13XA03-C27	IWA125*									
13XA01-075	080	13FA03-C63	APA124									
	081										KEY	
	082										KEY	
	083	13XA02-C57	APA125*									
	084	13XA08-C67	CMA1C9									

SECTION II A(4). LOGIC CONTROL UNIT CARD CAGE NO. 3 WIRE LIST

COMPONENT 13XA01-		CONNECTOR (LOGIC CARD NO. 71)								
FROM	NO	TO	SIGNAL	1	2	COLOR	GROUP	ROUTE	REMARKS	NOTE
	083									
	084	13XA03-C21	APA110							
	087	13XA03-C69	APB0310							
	088	13XA03-C68	CVR1000							
	089	13XA01-C93	APA133							
	090	13XA03-C61	BPA1350							
	091									
13XA01-044	092	13XA03-C46	APA1430							
13XA01-049	093		APA133							
	094	13XA03-C66	AAS142							
	095									
	096									
13XA01-051	097		APA103							
	098	13J002-193	AAD1020							
	099	13XA02-C41	APA0490							
13XA01-073	100		AKS3010							
	101	13XA04-C04	IKS399							
	102									
	103									
	104									
	105									
	106									

SECTION II A(4). LOGIC CONTROL UNIT CARD CAGE NO. 3 WIRE LIST

COMPONENT 13XA02-		CONNECTOR (LOGIC CARD NO. 4)								
FROM	PN	TC	SIGNAL	SEN	COLOR	GROUP	ROUTE	REMARKS	NOTE	
	001							GRC		
	002							GRC		
	003							KEY		
	004									
	005							+SVDC		
	006							+SVDC		
13XA01-029	007		KPA036°							
	008									
	009	13XA02-022	APA022							
13XA01-020	010	13XA02-C71	KPA071							
	011	13XA03-C43	IPA132°							
	012									
	013									
	014									
	015									
	016									
	017									
	018									
	019	13XA02-C24	APA011°							
	020	13XA06-C84	APF361							
13XA01-022	021	13XA02-C44	CPA121							
13XA02-009	022	13XA02-CF1	APA022							
	023	13XA08-C97	CPV053°							
13XA02-019	024	13XA02-C26	APA011°							
	025	13XA02-029	APA021							
13XA02-024	026		APA011°							
	027									
	028	13XA02-C32	APA031°							

SECTION II A(4). LOGIC CONTROL UNIT CARD CAGE NO. 3 WIRE LIST

COMPONENT 13XA02-		CONNECTOR (LOGIC CARD NO. 4)								
FROM	MIN	TO	SIGNAL	SEN	COL	COLOR	GROUP	ROUTE	REMARKS	NOTE
13XA02-025	029		APA021							
13XA01-019	030	13XA16-C95	KPAC71°							
13XA01-009	031		APA041							
13XA02-028	032		APA031°							
	033									
	034	13XA02-C38	APA013							
	035	13XA06-C11	BKBC31°							
13XA01-025	036	13XAC4-011	GXX331°							
13XA01-028	037	13XAG9-067	APA023°							
13XA02-034	038		APA013							
	039									
	040	13XA02-054	APA033							
13XA01-099	041	13XA02-055	APA043°							
	042	13J002-203	CIC153°							
	043	13J001-050	GTW001°							
13XA02-021	044	13XA02-045	CPA121							
	045									
	046									
	047									
	048									
	049	13J001-049	GVC013°							
	050	13XA02-051	APA191							
13XA02-050	051	13XA02-053	APA191							
	052									
13XA02-051	053	13XA02-054	APA191							
13XA02-053	054	13XA02-067	APA191							
13XA02-041	055	13XA02-062	APA043°							
13XA02-040	056	13XA02-059	APA033							

SECTION II A(4). LOGIC CONTROL UNIT CARD CAGE NO. 3 WIRE LIST

COMPONENT 13XA02-		CONNECTOR (LOGIC CARD NO. 4)									
FROM	PIN	TO	SIGNAL	SEE	A	V	COLOR	GROUP	ROUTE	REMARKS	NOTE
13XA01-003	057		APA129*								
	058	13J002-228	APA054*								
13XA02-054	059		APA033								
13XA01-024	060	13XA02-063	KPA001								
	061	13J002-227	APA053*								
13XA02-055	062	13XA22-C9E	APA043*								
13XA02-060	063	13XA09-065	KPA081								
	064	13XA07-C04	APA014*								
13XA02-044	065	13XA02-C74	CMA121								
	066	13XA06-C53	IPA124*								
13XA02-054	067		APA191								
	068	13J002-136	KYL501*								
	069	13XA09-C61	KFA091*								
	070	13XA02-043	APA035*								
13XA02-010	071	13XA03-024	KPA071								
	072	13XA07-C67	CFA025								
13J001-212	073	13J002-211	APA115* A								
	074	13J002-229	APA115* A								
13XA02-065	074	13XA03-C2C	CMA121								
	075										
	076	13XA03-C29	APA116								
13XA01-067	077	13XA2C-C17	APB051*								
	078										
	079	13XA07-C68	APA015*								
	C9C										
13XA02-022	081		APA022								
	082	13XA03-C37	CMB042								
	083										

SECTION II A(4). LOGIC CONTROL UNIT CARD CAGE NO. 3 WIRE LIST

COMPONENT 13XA02-		CONNECTOR (LOGIC CARD NO. 4)									
FROM	PN	TO	SIGNAL	SEE	1	2	COLOR	GROUP	ROUTE	REMARKS	NOTE
	084										
	085										
	086										
	087										
	088										
	089										
	090										
	091	13XA03-C16	CPA045								
13XA01-030	092	13XA14-C12	KPA081*								
13XA02-070	093		APA035*								
	094										
	095	13XA03-C73	CAC063*								
	096	13XA09-C79	BNA163								
	097	13J001-041	GTC001*								
	098	13XA02-C99	EXB032								
13XA02-098	099	13XA07-C55	EXB032								
	100										
	101	13XA04-C60	GXX332*								
	102	13XA27-C33	CRA025*								
	103										
	104										
	105									KEY	
	106										

SECTION II A(4). LOGIC CONTROL UNIT CARD CAGE NO. 3 WIRE LIST

COMPONENT 13XA03-		CONNECTOR (LOGIC CARD NO. 3)							REMARKS	NOTE
FROM	WIRE	TO	SIGNAL	WIRE	WIRE	COLOR	GROUP	ROUTE		
	001								GRD	
	002								GRD	
	003								KEY	
	004									
	005								♦5VDC	
	006								♦5VDC	
	007	13XA08-C98	IPB085							
	008	13XA03-C67	CPB075*							
	009	13XA23-C64	IPC083*							
	010	13XA04-C97	APC073							
	011	13XA04-C94	IPC521							
	012	13XA03-C91	CPC011*							
	013	13XA04-C37	IPC041							
	014	13XA04-C92	APC031*							
13XA01-070	015		IPE422*							
	016	13XA19-C98	BPE112							
	017	13XA07-C30	IPA055*							
13XA02-091	018	13XA06-C09	GPA045							
	019	13XA07-C20	BPA131*							
13XA02-074	020	13XA03-C26	CPA121							
13XA01-086	021	13XA03-C64	APA110							
	022									
	023	13XA19-C74	BPA165*							
13XA02-071	024	13J002-216	KPA071							
	025	13XA03-086	BPA154*							
13XA03-020	026	13XA07-C31	CPA121							
13XA01-070	027	13XA03-C67	IPA125*							
	028									

SECTION II A(4). LOGIC CONTROL UNIT CARD CAGE NO. 3 WIRE LIST

COMPONENT 13XAG3-		CONNECTOR (LOGIC CARD NO. 3)									
FROM	PIN	TO	SIGNAL	SEN	A	V	COLOR	GROUP	ROUTE	REMARKS	NOTE
13XA02-076	029		APA116								
	030	13XA03-050	CPA145								
	031	13XA03-048	CPB074								
	032	13XA05-045	IPB0640								
	033	13XA03-068	KPB0350								
	034										
	035										
	036										
13XA02-007	037	13XA05-046	CPB042								
	038	13XA04-003	KPB0310								
	039	13XA04-012	KPB0430								
	040										
	041										
	042										
13XA02-011	043		IPA1320								
	044	13XA03-055	BPA122								
13XA01-065	045	13XAG3-001	IPA142								
13XA01-092	046		APA1430								
13XA03-027	047	13XAG3-057	IPA1250								
13XA03-031	048	13XA03-067	CPB074								
	049	13J002-23C	IPA1550								
13XA03-030	050	13XA03-097	CPA145								
	051	13XA05-022	IPB021								
	052	13XA05-027	SPB0010								
	053	13XA06-023	IPA337								
	054	13XA06-094	BKA2370								
13XA03-044	055		BPA122								
13XA01-040	056	13XA07-033	KPA1120								

SECTION II A(4). LOGIC CONTROL UNIT CARD CAGE NO. 3 WIRE LIST

COMPONENT 13XA03-		CONNECTOR (LOGIC CAGE NO. 3)								
FROM	PN	TO	SIGNAL	NO.	NO.	COLOR	GROUP	ROUTE	REMARKS	NOTE
13XA03-047	057		IPA1250							
	05e									
	059	13XA04-091	BPA1620							
13XA01-055	060	13XA16-041	KPA114							
13XA01-090	061	13XA14-057	BPA1350							
13XA03-068	062	13XA08-C26	CPB074							
13XA01-080	063	13XA08-C54	APA124							
	064									
13XA01-062	065	13XA05-077	KPA152							
13XA01-094	066	13XA03-C74	AAS142							
13XA03-002	067		CPB0750							
13XA03-033	068	13XA04-019	KPB0350							
	069	13XA03-C77	IPA224							
	070									
	071									
	072									
13XA02-095	073	13XA04-096	CPC0630							
13XA03-066	074	13XA04-C88	AAS142							
	075	13XA04-C26	KPC0520							
	076									
13XA03-069	077	13XA03-C92	IPA224							
	078									
13XA02-096	079		BPA163							
13XA01-077	080	13XA05-054	KPA1140							
13XA03-045	081		IPA142							
13XA01-061	082	13XA03-C87	KPA1520							
	083	13J002-231	BPA1740							
13XA03-021	084	13XA05-086	APA110							

SECTION II A(4). LOGIC CONTROL UNIT CARD CAGE NO. 3 WIRE LIST

COMPONENT 13XA03-		CONNECTOR (LOGIC CARD NO. 3)								
FROM	PIN	TO	SIGNAL	SEC	NO.	COLOR	GROUP	ROUTE	REMARKS	NOTE
	065	13XA03-069	BPA164							
13XA03-025	066		BPA1540							
13XA03-082	067	13J051-217	BPA1520							
	068									
13XA03-085	069		BPA164							
	070									
13XA03-012	091	13XA04-090	CPA0110							
13XA03-077	092	13XA04-024	IPA224							
	093	13XA04-062	KPVC41							
	094									
	095	13XA04-033	KPC0510							
	096									
13XA03-050	097		CPA145							
13XA01-078	098		BPA1340							
13XA01-047	099	13XA07-035	KPA1130							
	100									
	101									
	102									
	103									
	104								REV	
	105									
	106									

SECTION II A(4). LOGIC CONTROL UNIT CARD CAGE NO. 3 WIRE LIST

COMPONENT 13XAC4-		CONNECTOR (LOGIC CARD NO. 7)								
FROM	PIN	TO	SIGNAL	SEE	WIRE	COLOR	GROUP	ROUTE	REMARKS	NOTE
	001								GRD	
	002								GRD	
13XA03-030	003	13XA05-C64	KPB031*							
	004	13XA04-077	KPB031							
	005								+5VDC	
	006								+5VDC	
13XA01-074	007	13XA04-C10	UNW013							
	008	13XA05-009	IPB027*							
	009	13XA04-C76	IPB021							
13XA04-007	010	13XA04-C14	UNW013							
13XA02-036	011	13XA04-C18	CXK331*							
13XA03-019	012	13XA05-C01	KPB043*							
	013		KPB043							
13XA04-010	014	13XA04-C21	UNW013							
	015	13XA05-015	IPB034							
	016	13XA05-C13	IPB033							
	017	13XA04-C45	AKS304*							
13XA04-011	018	13XA04-C25	CXK331*							
13XA03-068	019		KPB035*							
	020	13XA04-C36	KPB035							
13XA04-014	021	13XA04-C20	UNW013							
13XA01-057	022	13XA04-C29	APC067*							
	023	13XA05-C74	APB025							
13XA03-092	024	13XA05-C53	IPA224							
13XA04-010	025	13XA04-C32	CXK331*							
13XA03-075	026		KPC052*							
	027	13XA04-007	KPC052							
13XA04-021	028	13XA04-C35	UNW013							

SECTION II A(4). LOGIC CONTROL UNIT CARD CAGE NO. 3 WIRE LIST

COMPONENT 13XA04-		CONNECTOR (LOGIC CAGE NO. 7)								
FROM	MIN	TO	SIGNAL	SEN	RE	COLOR	GROUP	ROUTE	REMARKS	NOTE
13XA04-027	029	13XA04-C06	AKC062*							
	030	13XA05-C49	IMP055							
13XA01-059	031	13XA04-059	AKR304*							
13XA04-025	032	13XA04-039	GXX331*							
13XA03-095	033	13XA16-042	KPC051*							
	034		KPC051							
13XA04-020	035	13XA04-030	UW013							
13XA04-020	036	13XA04-093	KPB035							
13XA03-013	037		IPC041							
13XA04-035	038	13XA04-042	UW013							
13XA04-C32	039	13XA06-C00	GXX331*							
	040	13XA05-063	KPB061*							
	041		KPB061							
13XA04-038	042	13XA04-C52	UW013							
	043	13XA06-043	APT741*							
	044	13XA04-C72	IMP051							
13XA04-017	045	13XA04-C73	AKS304*							
	046	13XA06-C25	GXX332*							
13XA01-053	047	13XA04-056	KKB021*							
	048	13XA07-C27	KKB021							
	049	13XA02-C55	BKFG34*							
13XA04-047	050	13XA20-000	KKB021*							
	051	13XA07-019	BK011							
13XA04-042	052	13XA04-C53	UW013							
13XA04-052	053	13XA04-056	UW013							
	054	13XA19-007	KKC321*							
	055	13XA17-C27	KKC321							
13XA04-053	056	13XA04-C63	UW013							

SECTION II A(4). LOGIC CONTROL UNIT CARD CAGE NO. 3 WIRE LIST

COMPONENT 13XA04-		CONNECTOR (LOGIC CARD NO. 7)								
FROM	FIN	TO	SIGNAL	SEN	Y	COLOR	GROUP	ROUTE	REMARKS	NOTE
	057	13XA19-C97	GPE1230	A						
	058	13XA05-097	CXC311							
13XA04-031	059	13XA04-10C	AKR3040							
13XA02-101	060	13XA07-C22	GKX3330							
	061	13XA04-064	KPV0410							
13XA03-093	062	13XA08-027	KPV041							
13XA04-056	063	13XA04-066	UW013							
13XA04-061	064	13XA06-027	KPV0410							
	065	13XA07-C07	IPV031							
13XA04-063	066	13XA04-067	UW013							
13XA04-066	067	13XA04-070	UW013							
	068	13XA04-071	KPV0710							
	069	13XA16-065	KPV071							
13XA04-067	070	13XA04-074	UW013							
13XA04-068	071		KPV0710							
	072	13XA07-C09	IPV061							
13XA04-045	073	13XA04-083	AKS3040							
13XA04-070	074	13XA06-007	UW013							
	075	13XA04-C79	AMP0410							
13XA04-069	076	13XA05-007	IPB021							
13XA04-064	077		KPB031							
13XA04-044	078		APB051							
13XA04-075	079		AMP0410							
	080	13XA05-056	APL1130							
	081								KEY	
	082								KEY	
13XA04-073	083		AKS3040							
13XA01-101	084	13XA06-099	IKS399							

SECTION II A(4). LOGIC CONTROL UNIT CARD CAGE NO. 3 WIRE LIST

COMPONENT 13XA04-		CONNECTOR (LOGIC CARD NO. 7)								
FROM	PIN	TO	SIGNAL	SEN	COL	COLOR	GROUP	ROUTE	REMARKS	NOTE
	085									
13XA04-029	086	13J002-048	AMC062°							
13XA04-027	087		KPC052							
13XA03-074	088	13XA12-056	AAS142							
	089	13XA12-346	AMC022							
13XA03-091	090	13XA04-099	CPC011°							
13XA03-059	091		EMA162°							
13XA03-014	092	13XA07-071	AMC031°							
13XA04-036	093	13XA05-018	KP0025							
13XA03-011	094		IPC021							
	095									
	096									
13XA03-010	097	13XA23-065	AMC073							
13XA03-073	098		CPC063°							
13XA04-090	099		CPC011°							
13XA04-059	100	13XA06-031	AKR304°							
	101	13XA06-08C	IKR399							
	102									
	103									
	104									
	105									
	106									

SECTION II A(4). LOGIC CONTROL UNIT CARD CAGE NO. 3 WIRE LIST

COMPONENT 13XA05-		CONNECTOR (LOGIC CARD NO. 3)								
FROM	PIN	TO	SIGNAL	WIRE NO.	COLOR	GROUP	ROUTE	REMARKS	NOTE	
	001							GRO		
	002							GRO		
	003							KEY		
	004									
	005									
	006							5VDC		
13XA04-076	007		17B021							
	008	13XA05-019	27B0110							
13XA04-008	009		17B0220							
	010	13XA05-023	27B012							
	011	13J001-174	17A1110							
	012	13XA07-003	07A101							
13XA04-014	013	13XA05-004	17B033							
	014	13XA05-025	27B0230							
13XA04-015	015		17B034							
	016	13XA05-031	27B024							
	017	13J001-149	17B1350							
13XA04-099	018	13XA05-075	27B035							
13XA05-008	019	13XA05-024	27B0110							
	020	13XA06-043	17B304							
	021	13XA05-029	17B013							
13XA03-051	022		17B021							
13XA05-010	023		27B012							
13XA05-019	024	13XA05-068	27B0110							
13XA05-014	025	13XA05-032	27B0230							
	026	13XA05-033	17B005							
13XA03-052	027	13J002-102	57B0010							
13XA01-072	028	13XA06-045	17B301							

SECTION II A(4). LOGIC CONTROL UNIT CARD CAGE NO. 3 WIRE LIST

COMPONENT 13XA05-		CONNECTOR (LOGIC CARD NO. 3)								
FROM	PIN	TO	SIGNAL	SEC	1/2	COLOR	GROUP	ROUTE	REMARKS	NOTE
13XA05-021	029	13XA15-066	IM0013							
	030									
13XA05-016	031		CP0024							
13XA05-025	032		BP0027*							
13XA05-026	033	13XA05-051	IM0005							
	034									
	035									
	036									
13XA04-050	037		CKC311							
	038	13XA08-085	BKC091*							
	039	13XA09-083	AKC191*							
	040									
	041	13XA09-097	AKC291*							
	042									
	043	13XA05-092	IP0081*							
	044	13XA05-061	BP0071							
13XA03-032	045		IP0064*							
13XA03-037	046	13XA05-101	CP0042							
	047	13XA05-096	IP0027*							
	048	13XA05-079	BP0017							
13XA04-030	049		IM0055							
	050	13XA05-073	CP0045*							
13XA05-033	051		IM0005							
	052	13XA15-061	CP0004*							
13XA04-024	053		IP0224							
13XA03-080	054	13XA07-036	KMA114*							
	055	13XA05-060	BP0010							
13XA04-080	056	13J002-103	APL113*							

SECTION II A(4). LOGIC CONTROL UNIT CARD CAGE NO. 3 WIRE LIST

COMPONENT 13XA05-		CONNECTOR (LOGIC CARD NO. 3)										
FROM	PIN	TO	SIGNAL	SEC	A	B	C	COLOR	GROUP	ROUTE	REMARKS	NOTE
	057	13XA36-C90	IPJ192°									
	058											
	059	13XA05-072	BPB028°									
13XA05-055	060		BPB018									
13XA05-044	061		BPB071									
	062	13XA06-040	KPB026°									
13XA04-040	063	13XA05-C99	KPB041°									
13XA04-003	064		KPB031°									
	065											
	066											
	067	13J002-209	CPB043									
13XA05-024	068		BPB011°									
	069	13XA05-083	BPB053									
	070											
	071	13J002-179	IPY132°									
13XA05-059	072		BPB028°									
13XA05-050	073		CPB045°									
13XA04-023	074	13XA16-034	BPB025									
13XA05-018	075		KPB035									
	076											
13XA03-065	077	13XA12-059	KPA152									
	078											
13XA05-046	079		BPB017									
	080	13XA30-029	IPJ096°									
13XA05-012	081	13XA65-069	KPB043°									
	082											
13XA05-029	083		BPB053									
13XA05-013	084		IPB033									

SECTION II A(4). LOGIC CONTROL UNIT CARD CAGE NO. 3 WIRE LIST

COMPONENT 13XA05-		CONNECTOR (LOGIC CARD NO. 3)									
FROM	PIN	TO	SIGNAL	SEN	A	V	COLOR	GROUP	ROUTE	REMARKS	NOTE
	085	13XA16-035	0PB015°								
13XA03-084	086		APA110								
	087	13XA18-C77	1PB042								
	088										
13XA05-091	089		1PB043°								
	090										
	091	13J002-208	CPB091								
13XA05-043	092	13J002-213	1PB081°								
	093	13J002-100	CPT111°								
	094										
	095	13XA05-090	1PB211°								
13XA05-047	096		1PB027°								
	097	13XA14-062	CPB052°								
13XA05-095	098	13J002-177	1PB211°								
13XA05-063	099		1PB061°								
	100										
13XA05-046	101	13XA12-057	CPB042								
	102	13J002-174	1PT401								
	103										
	104									KEY	
	105										
	106										

SECTION II A(4). LOGIC CONTROL UNIT CARD CAGE NO. 3 WIRE LIST

COMPONENT 13XA06-		CONNECTOR (LOGIC CARD NO. 7)									
FROM	PIN	TO	SIGNAL	SUB	A	V	COLOR	GROUP	ROUTE	REMARKS	NOTE
	001									GRC	
	002									GRO	
	003	13XA06-076	KRF011°								
	004	13XA26-C72	KRF011								
	005									+SVBC	
	006									+SVDC	
13XA04-074	007	13XA06-010	UW013								
13XA04-099	008	13XA06-C71	GK4331°								
13XA09-010	009	13XA06-010	UW013								
13XA06-007	010	13XA06-024	UW013								
13XA02-035	011	13XA07-C25	BK0031°								
	012	13XA09-C72	BK0022°								
	013	13XA07-056	BK0022								
	014	13XA13-011	BK216°								
	015	13XA06-C18	IKB113°								
	016	13XA07-023	BK0012								
	017	13XA09-059	BK0046°								
13XA06-015	018	13XA12-049	IKB113°								
	019	13XA07-093	KRF025°								
	020		KRF025								
	021	13XA07-039	BAD113°								
	022	13XA06-029	BK0014°								
13XA09-053	023		IKA337								
13XA06-016	024	13XA06-028	UW013								
13XA04-046	025	13XA06-032	GKX332°								
	026	13XA07-C77	KRF033°								
	027	13XA06-079	KRF033								
13XA06-024	028	13XA06-035	UW013								

SECTION II A(4). LOGIC CONTROL UNIT CARD CAGE NO. 3 WIRE LIST

COMPONENT 13XA06-		CONNECTOR (LOGIC CARD NO. 7)									
FROM	PN	TO	SIGNAL	SEE	NO.	Y	COLO	GROUP	ROUTE	REMARKS	NOTE
13XA04-022	029	13XA07-044	BRF014°								
	030	13XA07-049	IKF133								
13XA04-100	031		AKR304°								
13XA06-025	032	13XA06-046	GXX332°								
	033	13XA07-024	KKF023°								
	034	13XA07-075	KKF023								
13XA06-028	035	13XA06-038	UWM013								
	036	13XA06-037	AKF122								
13XA06-036	037	13XA06-092	AKF123								
13XA06-035	038	13XA06-039	UWM013								
13XA06-038	039	13XA06-042	UWM013								
13XA05-062	040		KPB026°								
	041		KPB026								
13XA06-039	042	13XA06-052	UWM013								
13XA04-043	043	13J002-176	APT741°								
	044	13XA06-031	CP0016								
	045	13XA06-097	AKS306°								
13XA06-022	046	13XA06-053	GXX332°								
	047	13XA06-050	KKC011°								
	048	13XA06-057	KKC011								
	049	13XA10-031	AKD031°								
13XA06-047	050	13XA06-051	KKC011°								
13XA05-050	051	13XA06-066	KKC011°								
13XA06-042	052	13XA05-010	UWM013								
13XA06-046	053	13XA06-060	GXX332°								
	054	13XA06-077	KKC041°								
	055	13XA06-064	KKC041								
	056	13XA10-034	AKD032°								

SECTION II A(4). LOGIC CONTROL UNIT CARD CAGE NO. 3 WIRE LIST

COMPONENT 13XA06-		CONNECTOR (LOGIC CARD NO. 7)								
FROM	PIN	TO	SIGNAL	NO.	NO.	COLOR	GROUP	ROUTE	REMARKS	NOTE
13XA06-048	057	13XA06-096	KKC011							
	058	13XA07-045	IKC031							
	059	13XA06-073	AKR331°							
13XA06-053	060	13XA06-067	GXX332°							
	061	13XA08-039	KKC051°							
	062	13XA12-042	KKC051							
	063	13XA10-037	AKD033°							
13XA06-055	064	13XA12-030	KKC041							
	065	13XA06-069	KKC081							
13XA06-051	066	13XA08-078	KKC011°							
13XA06-060	067	13XA06-074	GXX332°							
	068	13XA06-071	KKC081°							
13XA06-065	069	13XA08-087	KKC081							
	070	13XA10-040	AKD034°							
13XA06-068	071	13XA08-030	KKC081°							
	072	13XA07-047	IKC071							
13XA06-059	073	13XA06-070	AKR331°							
13XA06-067	074	13XA07-001	GXX332°							
	075	13XA07-000	AKV021°							
13XA06-003	076	13XA06-091	KPV011°							
	077	13XA06-080	AKV062°							
13XA06-073	078		AKR331°							
13XA06-027	079	13XA07-064	AKF033							
13XA06-101	080	13XA10-01C	IKR399							
	081								KEY	
	082								KEY	
	083	13XA06-093	AKF113°							
13XA07-020	084	13J002-219	APF361							

SECTION II A(4). LOGIC CONTROL UNIT CARD CAGE NO. 3 WIRE LIST

COMPONENT 13XA06-		CONNECTOR (LOGIC CARD NO. 7)									
FROM	PIN	TO	SIGNAL	NO.	1	2	COLOR	GROUP	ROUTE	REMARKS	NOTE
	025	13XA07-037	CKF013								
	006	13XA06-090	APV052								
13XA04-044	007		KNV041*								
13XA06-077	008	13XA06-089	APV062*								
13XA06-038	009		APV062*								
13XA06-036	010		APV052								
13XA06-076	091	13J002-236	KNV011*								
13XA06-037	092	13J002-047	AKF123								
13XA06-003	093		AKF113*								
13XA03-054	094	13XA07-085	0KA237*								
	095										
	096										
13XA06-045	097		AKS306*								
13XA04-084	098	13XA13-045	IKS399								
	099										
	100	13XA09-073	AKT306*								
	101	13XA14-051	IKT399								
	102										
	103										
	104										
	105										
	106										

SECTION II A(4). LOGIC CONTROL UNIT CARD CAGE NO. 3 WIRE LIST

COMPONENT 13XA07-		CONNECTOR (LOGIC CARD NO. 3)								REMARKS	NOTE
FROM	PIN	TO	SIGNAL	SEN	1	2	COLOR	GROUP	ROUTE		
	001									GRD	
	002									GRD	
	003									KEY	
	004										
	005									◆SVDC	
	006									◆SVDC	
13XA04-065	007		INV031								
13XA06-075	008		APV021*								
13XA04-072	009	13XA20-C73	INV061								
	010	13XA00-C25	INV051*								
	011	13XA07-013	HKF031								
	012	13XA07-014	CKF012								
13XA07-011	013	13XA10-C45	HKF031								
13XA07-012	014	13XA00-C21	PKF012								
	015	13XA07-017	HKF032								
	016	13XA07-018	CKF022*								
13XA07-014	017	13XA10-C33	HKF032								
13XA07-016	018	13XA07-073	CKF022*								
13XA04-051	019		CKB011								
13XA03-019	020		CPA131*								
	021	13XA16-C61	APF111*								
13XA04-060	022	13XA09-011	GXX333*								
13XA06-016	023		CKB012								
13XA06-033	024	13XA07-C50	KKF023*								
13XA06-011	025	13XA13-C35	PKF031*								
	026	13XA09-C5P	IFAG37								
13XA04-048	027		CKB021								
	028										

SECTION II A(4). LOGIC CONTROL UNIT CARD CAGE NO. 3 WIRE LIST

COMPONENT 13XA07-		CONNECTOR (LOGIC CARD NO. 3)								
FROM	PN	TO	SIGNAL	SEN	7	COLOR	GROUP	ROUTE	REMARKS	NOTE
	029	13XA13-C00	AAD115*							
13XA03-017	030		IMA055*							
13XA03-026	031	13XA20-C32	CMA121							
13XA01-076	032	13J002-239	KPA111*							
13XA03-054	033	13XA07-C69	KPA112*							
	034									
13XA03-099	035		KPA113*							
13XA05-054	036		KPA114*							
13XA04-005	037	13XA07-C00	CKF013							
	038	13J002-199	PAD114*							
13XA06-021	039	13J002-198	BAD113*							
	040									
	041	13XA07-C79	PKF018*							
	042									
	043	13XA08-057	IKF024							
13XA04-029	044	13XA07-C59	BKF014*							
13XA04-050	045		IKC031							
	046	13XA08-079	BFC021*							
13XA06-072	047		IKC071							
	048	13XA08-C03	BKC041*							
13XA04-030	049		IKF133							
13XA07-024	050		KKF023*							
	051	13YA10-C11	IKC063							
	052	13XA08-C73	CKC053*							
	053	13XA07-060	IKC064							
	054	13XA08-C91	CKC054*							
13XA02-099	055	13XA20-C70	CKB032							
13XA04-013	056	13J001-213	KKB022							

SECTION II A(4). LOGIC CONTROL UNIT CARD CAGE NO. 3 WIRE LIST

COMPONENT 13XA07-		CONNECTOR (LOGIC CARD NO. 3)								
FROM	PIN	TO	SIGNAL	WIRE NO.	COLOR	GROUP	ROUTE	REMARKS	NOTE	
	057	13XA07-097	CKF055*							
	058									
13XA07-044	059		KKF014*							
13XA07-053	060		IRC044							
	061	13XA09-071	KKF017*							
	062	13XA07-046	IRC152							
	063	13XA07-065	IRC262							
13XA04-079	064	13XA07-092	KKF039							
13XA07-063	065	13XA08-017	IRC262							
13XA07-062	066	13XA06-011	IRC162							
13XA02-072	067		CFA025							
13XA02-079	068		KFA015*							
13XA07-033	069		KPA112*							
	070									
13XA04-092	071		AKC031*							
	072									
13XA07-010	073		CKF022*							
	074									
13XA06-034	075		KKF023							
	076									
13XA06-026	077	13XA07-087	KKF033*							
	078									
13XA07-041	079	13XA07-089	KKF016*							
13XA07-037	080		CKF013							
13XA06-074	081	13XA07-101	GKX332*							
13XA07-077	082	13J001-210	KKF033*							
13XA06-012	083		BRA101							
13XA02-064	084									

SECTION II A(4). LOGIC CONTROL UNIT CARD CAGE NO. 3 WIRE LIST

COMPONENT 13XA07-		CONNECTOR (LOGIC CARD NO. 3)									
FROM	PIN	TO	SIGNAL	SEN	1	2	COLOR	GROUP	ROUTE	REMARKS	NOTE
13XA06-094	005		GKA237*								
	006	13XA24-011	1XA227								
	007	13XA16-043	GKA30C*								
	008	13XA27-071	AKA015								
13XA07-079	009	13XA16-010	CKF010*								
	090	13XA14-039	1VL211*								
	091	13XA30-042	CKF035*								
13XA07-044	092	13XA67-099	KKF033								
13XA06-019	093		KKF025*								
	094										
	095	13XA19-041	1K3041								
	096	13XA09-068	KKF016								
13XA07-057	097	13XA00-043	CKF054*								
	098	13XA00-041	CKF043								
13XA07-092	099	13XA00-054	KKF033								
	100										
13XA07-001	101	13XA09-070	GKX232*								
	102										
	103										
	104										
	105										
	106										

KEY:

SECTION II A(4). LOGIC CONTROL UNIT CARD CAGE NO. 3 WIRE LIST

COMPONENT 13XA00-		CONNECTOR (LOGIC CARD NO. 3)							
FROM	TO	SIGNAL	NO.	Y.	COLOR	GROUP	ROUTE	REMARKS	NOTE
	001	13J001-124	GRD308					GRD	
	002							GRD	
	003							KEY	
	004								
	005							•5VDC	
	006							•5VDC	
	007	13XA09-016	IKC131						
	008	13XA09-075	AKC121°						
	009	13XA09-030	IKC171						
	010	13XA09-078	IKC161°						
13XA07-066	011	13XA10-012	IKC162						
	012	13XA10-097	IKC152°						
	013	13XA09-044	IKC231						
	014	13XA09-009	AKC221°						
	015	13XA09-050	IKC271						
	016	13XA09-092	AKC261°						
13XA07-065	017		IKC262						
	018	13XA10-079	IKC252°						
	019	13XA00-024	SKF011°						
	020	13XA00-012	SKF001						
13XA07-014	021	13XA00-023	SKF012						
	022								
13XA00-021	023	13XA11-044	SKF012						
13XA00-019	024		SKF011°						
13XA07-010	025		APV051°						
13XA03-062	026	13J001-211	CM0074						
13XA04-062	027	13XA00-099	APV041						
	028	13XA16-049	APV042						

SECTION II A(4). LOGIC CONTROL UNIT CARD CAGE NO. 3 WIRE LIST

COMPONENT 13XA00-		CONNECTOR (LOGIC CARD NO. 3)								
FROM	PIN	TO	SIGNAL	WIRE NO.	COLOR	GROUP	ROUTE	REMARKS	NOTE	
	029	13XA30-C11	SXF002							
	030									
13XA06-044	031		CXB016							
	032	13J002-170	CPT113*							
	033									
	034									
	035									
	036									
	037	13XA00-001	CXC092							
13XA06-071	038	13XA00-074	KXC031*							
13XA06-061	039	13XA00-075	KXC051*							
	040									
	041									
	042									
13XA05-020	043		1A0306							
	044	13J002-196	BA0106*							
13XA05-028	045		1A0301							
13XA01-034	046	13XA14-065	AA0101*							
	047	13J001-147	1PV191*							
	048	13XA17-055	CPV181							
13XA01-044	049		1A0304							
	050	13J002-194	AA0104*							
13XA01-050	051		1A0305							
	052	13J002-195	AA0105*							
13XA02-066	053		1PA124*							
13XA03-0 3	054		APA:24							
13XA04-049	055		0KFO34*							
13XA07-099	056	13XA16-009	KXF033							

SECTION II A(4). LOGIC CONTROL UNIT CARD CAGE NO. 3 WIRE LIST

COMPONENT 13KA00-		CONNECTOR (LOGIC CARD NO. 3)							
FROM	PIN	TO	SIGNAL	NO.	TYPE	GROUP	NOTE	REMARKS	NOTE
13KA07-043	057		KRF024						
13KA07-024	058	13KA00-004	KKA037						
13KA06-017	059		KRF046						
	060	13KA27-043	KKA005						
13KA07-098	061		KRF045						
13KA07-092	062		KRF039						
13KA07-097	063		KRF059						
	064								
	065	13KA27-048	KKA003						
13KA09-058	066	13KA25-007	KKA037						
13KA01-004	067		KFA109						
13KA01-008	068	13J002-102	CVR109						
13KA01-007	069	13KA10-029	KFC031						
	070								
13KA06-008	071	13KA11-049	KXK331						
	072								
13KA07-052	073		KKC053						
13KA00-038	074	13KA00-002	KKC001						
13KA00-039	075	13KA00-004	KKC051						
	076								
13KA06-054	077	13KA00-009	KKC041						
13KA06-046	078	13KA00-000	KKC011						
13KA07-046	079		KKC021						
13KA00-078	080		KKC011						
13KA00-037	081		KKC092						
	082								
13KA07-048	083	13KA00-006	KKC061						
13KA00-075	084	13KA00-003	KKC051						

SECTION II A(4). LOGIC CONTROL UNIT CARD CAGE NO. 3 WIRE LIST

COMPONENT 13XA00-		CONNECTOR (LOGIC CARD NO. 3)									
FROM	PIN	TO	SIGNAL	DEF.	1	2	COLOR	GROUP	ROUTE	REMARKS	NOTE
13XA05-030	005		KRC091*								
13XA00-003	006		KRC061*								
13XA06-069	007	13XA16-C21	KRC021								
	008										
13XA00-077	009	13XA00-095	KRC041*								
	090										
13XA07-054	091		KRC054*								
13XA00-074	092		KRC001*								
13XA00-034	093		KRC051*								
	094										
13XA00-009	095		KRC041*								
13XA06-057	096	13XA12-010	KRC011								
13XA02-023	097	13XA19-075	CPV053*								
13XA03-007	098		I*0065								
13XA00-027	099		KPV041								
	100										
	101										
	102										
	103										
	104									KEY	
	105										
	106										

SECTION II A(4). LOGIC CONTROL UNIT CARD CAGE NO. 3 WIRE LIST

COMPONENT 13XA09-		CONNECTOR (LOGIC CARD NO. 7)								
FROM	PIN	TO	SIGNAL	SEN	NO	COLOR	GROUP	ROUTE	REMARKS	NOTE
	001								GRD	
	002								GRD	
	003	13XA09-C08	KKC1110							
	004	13XA09-D15	KKC111							
	005								+5VDC	
	006								+5VDC	
	007	13XA11-C95	AKD1310							
13XA09-003	008	13XA09-C09	KKC1110							
13XA09-008	009	13XA09-024	KKC1110							
13XA06-052	010	13XA09-C30	UAW013							
13XA07-022	011	13XA09-C18	GKX3330							
	012	13XA09-C80	KKC1410							
	013	13XA09-022	KKC141							
	014	13XA11-C58	AKD1320							
13XA09-004	015	13XA12-C78	KKC111							
13XA08-007	016		IKC131							
	017	13XA09-C31	GKR3320							
13XA09-011	018	13XA09-C25	GKX3330							
	019	13XA09-C79	KKC1510							
	020	13XA12-102	KKC151							
	021	13XA11-C61	AKD1330							
13XA09-013	022	13XA12-C90	KKC141							
	023	13XA09-027	KKC161							
13XA09-009	024	13XA09-C76	KKC1110							
13XA09-010	025	13XA09-C32	GKX3330							
	026	13XA09-329	KKC1810							
13XA09-023	027	13XA09-085	KKC181							
	028	13XA11-C64	AKD1340							

SECTION II A(4). LOGIC CONTROL UNIT CARD CAGE NO. 3 WIRE LIST

COMPONENT 13XA09-		CONNECTOR (LOGIC CARD NO. 7)									
FROM	PIN	TO	SIGNAL	SEC	A	B	COLOR	GROUP	ROUTE	REMARKS	NOTE
13XA09-026	029	13XA09-027	KKC1210								
13XA09-009	030		KKC171								
13XA09-017	031	13XA10-091	GXR3320								
13XA09-025	032	13XA09-039	GXR3330								
	033	13XA09-036	KKC2110								
	034	13XA09-043	KKC211								
	035	13XA11-047	AKD2310								
13XA09-033	036	13XA09-037	KKC2110								
13XA09-036	037	13XA09-052	KKC2110								
13XA09-010	038	13XA09-063	LWM013								
13XA09-032	039	13XA09-046	GXR3330								
	040	13XA09-094	KKC2410								
	041	13XA09-050	KKC241								
	042	13XA11-070	AKD2320								
13XA09-034	043	13XA14-018	KKC211								
13XA09-013	044		KKC231								
	045	13XA09-059	GXR3330								
13XA09-039	046	13XA09-053	GXR3330								
	047	13XA09-093	KKC2510								
	048	13XA14-042	KKC251								
	049	13XA11-073	AKD2330								
13XA09-041	050	13XA14-030	KKC241								
	051	13XA09-055	KKC201								
13XA09-037	052	13XA09-090	KKC2110								
13XA09-046	053	13XA79-060	GXR3330								
	054	13XA09-057	KKC2810								
13XA09-051	055	13XA09-099	KKC201								
	056	13XA11-076	AKD2340								

SECTION II A(4). LOGIC CONTROL UNIT CARD CAGE NO. 3 WIRE LIST

COMPONENT 13XAC-		CONNECTOR (LOGIC CARE NO. 7)								
FROM	MIN	TO	SIGNAL	SEN	Y	COLOR	GROUP	ROUTE	REMARKS	NOTE
13XA09-054	057	13XA09-101	KKC281*							
13XA09-015	058		KKC271							
13XA09-045	059	13XA10-C07	KKR333*							
13XA09-053	060	13XA11-C97	GXX333*							
13XA02-069	061		KPA042*							
	062	13XA20-076	KPA091							
13XA09-038	063	13XA09-064	UW013							
13XA09-063	064	13XA09-066	UW013							
13XA02-063	065		KPA081							
13XA09-064	066	13XA09-076	UW013							
13XA02-037	067		APA023*							
13XA07-094	068		KKF016							
	069		KKF016*							
13XA07-101	070	13XA11-C91	GXX332*							
13XA07-061	071		KKF017*							
13XA06-012	072		KKB022*							
13XA06-100	073		ART306*							
13XA09-066	074	13XA23-010	UW013							
13XA06-009	075		AKC121*							
13XA09-024	076	13XA19-102	KKC111*							
	077	13XA09-086	AKC192							
13XA09-010	078	13XA09-084	AKC161*							
13XA09-019	079	13XA09-088	KKC151*							
13XA09-017	080	13XA10-101	KKC141*							
	081								KEY	
	082								KEY	
13XA05-035	083		AKC191*							
13XA09-070	084		AKC161*							

SECTION II A(4). LOGIC CONTROL UNIT CARD CAGE NO. 3 WIRE LIST

COMPONENT 13XA09-		CONNECTOR (LOGIC CARD NO. 71)								
FROM	PIN	TO	SIGNAL	SEE	COL.	GROUP	ROUTE	REMARKS	NOTE	
13XA09-027	005	13XA16-027	KKC181							
13XA09-077	006		AKC192							
13XA09-029	007	13XA10-090	KKC181*							
13XA09-079	008	13XA16-099	KKC151*							
13XA08-014	009		AKC221*							
13XA09-052	090	13XA10-084	AKC211*							
	091	13XA09-106	AKC292							
13XA09-016	092	13XA09-098	AKC261*							
13XA09-047	093	13XA09-102	KKC251*							
13XA09-040	094	13XA10-083	KKC241*							
	095									
	096									
13XA05-041	097		AKC291*							
13XA09-092	098		AKC261*							
13XA09-055	099	13XA19-030	KKC281							
13XA09-091	100		AKC292							
13XA09-057	101	13XA10-081	KKC261*							
13XA09-093	102	13XA10-082	KKC251*							
	103									
	104									
	105									
	106									

SECTION II A(4). LOGIC CONTROL UNIT CARD CAGE NO. 3 WIRE LIST

COMPONENT		13XA10-		CONNECTOR			LOGIC CARD AG		ROUTE		REMARKS	NOTE
FROM	MIN	TO	SIGNAL	SER	NO	COLOR	GROUP	ROUTE	REMARKS	NOTE		
	001								GRD			
	002								GRD			
	003								KEY			
	004											
	005								+5VDC			
	006								+5VDC			
13XA09-059	007								WR3330			
	008											
13XA06-056	009	13XA10-092							WR3033			
13XA04-090	010	13XA10-093							WR399			
13XA07-051	011	13XA10-095							WR063			
13XA08-011	012								WR162			
	013											
	014											
	015											
	016											
	017											
	018											
	019	13XA10-032							WR011			
	020	13XA30-010							WR0010			
	021	13XA10-043							WR0210			
	022	13XA10-035							WR012			
	023	13XA30-009							WR0009			
	024	13XA10-044							WR0220			
	025	13XA10-036							WR013			
	026	13XA30-008							WR0008			
	027	13XA11-007							WR0007			
	028	13XA10-041							WR014			

SECTION II A(4). LOGIC CONTROL UNIT CARD CAGE NO. 3 WIRE LIST

COMPONENT		CONNECTOR LOGIC CARD AND								
FROM	13XA10- PIN	TO	SIGNAL	SEN A B C	Y Z E	COLOR	GROUP	ROUTE	REMARKS	NOTE
	029	13XA26-C67	SK00040							
	030	13XA21-C79	AK00240							
13XA06-049	031		AK00310							
13XA10-019	032		AK0011							
13XA07-017	033	13XA10-C36	XKF032							
13XA06-056	034		AK00320							
13XA10-022	035		AK0012							
13XA10-033	036	13XA10-C39	XKF032							
13XA06-063	037		AK00330							
13XA10-025	038		AK0013							
13XA10-036	039	13XA10-042	XKF032							
13XA06-070	040		AK00340							
13XA10-028	041		AK0014							
13XA10-039	042	13XA11-057	XKF032							
13XA10-021	043		GR00210							
	044	13XA15-C01	XAX136							
13XA07-013	045	13XA10-C31	XKF031							
	046									
	047									
	048									
13XA10-024	049		GR00220							
	050	13XA15-093	XAX137							
13XA10-045	051	13XA11-010	XKF031							
	052									
	053									
	054									
	055	13XA11-056	AK0111							
	056	13XA30-C28	SK01010							

SECTION II A(4). LOGIC CONTROL UNIT CARD CAGE NO. 3 WIRE LIST

COMPONENT 13XA10-		CONNECTOR (LOGIC CARD NO. 4)								
FROM	PH	TO	SIGNAL	SEN A B	Y C	COLOR	GROUP	ROUTE	REMARKS	NOTE
	057	13XA11-019	AKD121°							
	058	13XA11-059	AKD112							
	059	13XA30-027	SKD102°							
	060	13XA11-022	AKD122°							
	061	13XA11-062	AKD119							
	062	13XA30-026	SKD103°							
	063	13XA11-025	AKD123°							
	064	13XA11-065	AKD114							
	065	13XA30-025	SKD104°							
	066	13XA11-028	AKD124°							
	067	13XA11-068	AKD211							
	068	13XA30-024	SKD201°							
	069	13XA11-031	AKD221°							
	070	13XA11-071	AKC212							
	071	13XA30-023	SKD202°							
	072	13XA11-034	AKD222°							
	073	13XA11-074	AKD213							
	074	13XA30-044	SKD203°							
	075	13XA11-037	AKD223°							
	076	13XA11-077	AKD214							
	077	13XA30-043	SKD204°							
	078	13XA11-040	AKC224°							
13XA08-018	079		AKC252°							
	080									
13XA09-101	081		AKC201°							
13XA09-102	082		AKC251°							
13XA09-094	083		AKC241°							
13XA09-090	084		AKC211°							

SECTION II A(4). LOGIC CONTROL UNIT CARD CAGE NO. 3 WIRE LIST

COMPONENT 13XA10-		CONNECTOR (LOGIC CARD NO. 4)								
FROM	PIN	TO	SIGNAL	NO.	NO.	COLOR	GROUP	ROUTE	REMARKS	NOTE
	005									
	006									
	007									
	008									
	009									
	090									
13XA09-091	091		SR332*							
13XA10-009	092		SRF037							
13XA16-010	093	13XA14-049	IR399							
	094									
13XA16-011	095		IVC043							
	096									
13XA09-012	097		GXC152*							
13XA09-097	098		KXC101*							
13XA09-088	099		KXC151*							
	100									
13XA09-090	101		KXC141*							
13XA09-076	102		KXC111*							
	103									
	104									
	105								KEY	
	106									

SECTION II A(4). LOGIC CONTROL UNIT CARD CAGE NO. 3 WIRE LIST

COMPONENT 13XA11-		CONNECTOR (LOGIC CARD NO. 4)							REMARKS	NOTE
FROM	PN	TO	SIGNAL	TERMINAL	COLOR	GROUP	ROUTE			
	001								GRD	
	002								GRD	
	003								KEY	
	004									
	005								+5VDC	
	006								+5VDC	
13XA10-027	007		FXD023*							
	008									
	009	13XA17-009	XAX136							
13XA10-051	010	13XA11-021	XUF031							
	011									
	012									
	013									
	014									
	015									
	016									
	017									
	018									
13XA10-057	019		AXC121*							
	020	13XA17-033	XAX134							
13XA11-010	021	13XA11-024	XUF031							
13XA10-060	022		AXD122*							
	023	13XA17-069	XAX133							
13XA11-021	024	13XA11-027	XUF031							
13XA10-063	025		AXD123*							
	026	13XA17-081	XAX132							
13XA11-024	027	13XA11-030	XAF031							
13XA10-066	028		AXD124*							

SECTION II A(4). LOGIC CONTROL UNIT CARD CAGE NO. 3 WIRE LIST

COMPONENT 13XA11-		CONNECTOR (LOGIC CARD NO. 4)							
FROM	PIN	TO	SIGNAL	WIRE NO.	COLOR	GROUP	ROUTE	REMARKS	NOTE
	029	13XA17-C93	XAX131						
13XA11-027	030	13XA11-033	XRF031						
13XA10-049	031		AKD221*						
	032	13XA10-C09	XAX130						
13XA11-030	033	13XA11-036	XRF031						
13XA10-072	034		AKD222*						
	035	13XA10-C21	XAX129						
13XA11-033	036	13XA11-C39	XRF031						
13XA10-075	037		AKD223*						
	038	13XA10-033	XAX128						
13XA11-036	039	13XA11-042	XRF031						
13XA10-078	040		AKD224*						
	041	13XA10-069	XAX127						
13XA11-039	042	13XA11-082	XRF031						
13JC01-127	043	13XA16-C97	XRF212* A						
13XA08-023	044	13XA16-C98	BXF012						
	045								
	046								
	047								
	048								
13XA08-071	049	13XA16-C97	GXF331*						
	050	13XA11-C92	IXX330						
	051								
	052								
	053								
	054								
13XA09-007	055		AKD131*						
13XA10-055	056		AKG111						

SECTION II A(4). LOGIC CONTROL UNIT CARD CAGE NO. 3 WIRE LIST

COMPONENT 13XA11-		CONNECTOR (LOGIC CARD NO. 4)								
FROM	TO	SIGNAL	SEN	1/2	COLOR	GROUP	ROUTE	REMARKS	NOTE	
13XA10-042	057	13XA11-060	XKF032							
13XA09-014	058		AKD132°							
13XA10-050	059		AKC112							
13XA11-057	060	13XA11-063	XKF032							
13XA09-071	061		AKD133°							
13XA10-061	062		AKD113							
13XA11-060	063	13XA11-066	XKF032							
13XA09-028	064		AKD134°							
13XA10-064	065		AKC114							
13XA11-063	066	13XA11-069	XKF032							
13XA09-035	067		AKC231°							
13XA10-067	068		AKD211							
13XA11-066	069	13XA11-072	XKF032							
13XA09-042	070		AKD232°							
13XA10-070	071		AKD212							
13XA11-065	072	13XA11-075	XKF032							
13XA09-049	073		AKD233°							
13XA10-073	074		AKD213							
13XA11-072	075	13XA11-078	XKF032							
13XA09-056	076		AKD234°							
13XA10-076	077		AKC214							
13XA11-075	078		XKF032							
13XA10-030	079		XKF024°							
	080									
	081	13XA17-021	XAK135							
13XA11-042	082		XKF031							
	083									
	084									

SECTION II A(4). LOGIC CONTROL UNIT CARD CAGE NO. 3 WIRE LIST

COMPONENT 13X11-		CONNECTOR (LOGIC CAGE NO. 4)								
FROM	PIN	TO	SIGNAL	SEN.	RE.	COLOR	GROUP	ROUTE	REMARKS	NOTE
	085									
	086									
	087									
	088									
	089									
	090									
13X409-070	091	13X427-C09	6XK3320							
13X411-05C	092	13X411-C90	1XK33C							
	093									
	094									
	095									
	096									
13X409-06C	097	13X413-C10	6XK3330							
13X411-082	098	13X413-C09	1XK330							
	099									
	100									
	101									
	102									
	103									
	104									
	105								KEY	
	106									

SECTION II A(4). LOGIC CONTROL UNIT CARD CAGE NO. 3 WIRE LIST

COMPONENT 13XA12-		CONNECTOR (LOGIC CARD NO. 5)									
FROM	PIN	TO	SIGNAL	REN	1	2	COLOR	GROUP	ROUTE	REMARKS	NOTE
	001									GRD	
	002									GRD	
	003									KEY	
	004										
	005									±5VDC	
	006									±5VDC	
	007	13J002-103	NVA011*								
	008	13XA12-C20	GVP151								
	009	13J002-166	XAN154								
	010										
	011										
	012	13XA12-C24	AVP036								
	013	13XA12-C25	XVP038								
	014										
	015		LYW001								
	016	13XA12-C29	AVP037								
	017	13J002-220	KPC121								
13XA06-096	018		KPC011								
	019	13J002-104	NVA111*								
13XA12-000	020	13XA12-C32	GVP151								
	021	13J002-161	XAN153								
	022										
	023										
13XA12-012	024	13XA12-C36	AVP036								
13XA12-013	025	13XA12-C37	XVP038								
	026										
	027		LYW002								
13XA12-016	028	13XA12-C40	AVP037								

SECTION II A(4). LOGIC CONTROL UNIT CARD CAGE NO. 3 WIRE LIST

COMPONENT 13XA12-		CONNECTOR		LOGIC CARD NO.		SI	REMARKS	NOTE
FROM	PIN	TO	SIGNAL	NO.	COLOR	GROUP		
	029	13J002-771	KPC131					
13XA06-064	030		KKC041					
	031	13J002-105	NVA2110					
13XA12-02C	032	13XA12-060	GV151					
	033	13J002-162	XAK152					
	034							
	035							
13XA12-024	036	13XA12-C72	AVW036					
13XA12-025	037	13XA12-C73	XVW038					
	038							
	039		LVM003					
13XA12-02P	040	13XA12-C76	AVW037					
	041	13J002-222	KPC141					
13XA06-062	042		KKC051					
	043	13XA19-C21	IVM224					
	044	13XA24-C19	AVW2140					
	045	13J001-142	IPC0320					
13XA04-009	046		APC022					
	047	13XA12-06C	IPC193					
	048	13XA36-007	IAT1410					
13XA06-018	049		IKD1130					
	050	13XA13-033	CRD133					
	051	13J001-139	IAR0290					
	052	13XA14-055	CARG19					
	053							
	054							
	055	13XA16-C59	CPD0190					
13XA04-000	056	13XA16-G31	AAS142					

SECTION II A(4). LOGIC CONTROL UNIT CARD CAGE NO. 3 WIRE LIST

COMPONENT 13XA12-		CONNECTOR		LOGIC CARD NO.			SI		REMARKS	NOTE
FROM	PIN	TO	SIGNAL	SEN	1	COLOR	GROUP	ROUTE		
13XA05-101	057		CP0042							
	058									
13XA05-077	059	13XA20-C36	EMA152							
13XA12-047	060		IPC193							
	061	13XA19-G16	CR0112							
	062	13J002-7C1	0AD1160							
	063	13XA29-076	AE103C0							
	064									
	065	13XA29-075	AEC3170							
	066									
	067	13JC02-020	NVD0110							
13XA12-032	068	13XA12-000	GVP151							
	069	13J002-204	XAX151							
	070									
	071									
13XA12-036	072	13XA12-604	AVP036							
13XA12-037	073	13XA12-305	XVP030							
	074									
	075		LVP004							
13XA12-040	076	13XA12-002	AVP037							
	077	13J002-223	KPC151							
13XA09-015	078		KKC111							
	079	13JC02-C21	NVD1110							
13XA12-068	080	13XA12-092	GVP151							
	081	13J002-205	XAX150							
	082									
	083									
13XA12-072	084	13XA12-096	AVP036							

SECTION II A(4). LOGIC CONTROL UNIT CARD CAGE NO. 3 WIRE LIST

COMPONENT 13XA12-		CONNECTOR (LOGIC CARD NO. 5)								
FROM	PIN	TO	SIGNAL	SEN	Y	COLOR	GROUP	ROUTE	REMARKS	NOTE
13XA12-073	085	13XA12-097	XVM038							
	086									
	087									
13XA12-076	088	13XA12-100	AVM037							
	089			13J002-224	KPC161					
13XA09-022	090		KKC141							
	091	13J002-C22	NVB211*							
13XA12-060	092	13XA14-008	GVM151							
	093			13J002-206	HAX149					
	094									
	095									
13XA12-084	096	13XA14-C12	AVM036							
13XA12-085	097	13XA14-C13	XVM038							
	098									
	099									
13XA12-088	100	13XA14-C16	AVM037							
	101			13J002-225	KPC171					
13XA09-020	102		KKC151							
	103									
	104									
	105									
	106									

KEY

SECTION II A(4). LOGIC CONTROL UNIT CARD CAGE NO. 3 WIRE LIST

COMPONENT 13XA13-		CONNECTOR (LOGIC CARD NO. 9)									
FROM	PIN	TO	SIGNAL	SEC	1	2	COLOR	GROUP	ROUTE	REMARKS	NOTE
	001									GRD	
	002									GRD	
	003	13XA27-066	KKB124*								
	004		KKB124								
	005									+5VDC	
	006									+5VDC	
	007	13XA13-015	CKB'23*								
13XA07-029	008	13J002-206	AA0115*								
13XA11-098	009	13XA14-047	IKX336								
13XA09-074	010	13XA23-007	UW013								
13XA0e-014	011	13XA13-C71	OKA216*								
	012		KKB122*								
	013	13XA13-043	KKB122								
	014	13XA13-C63	AK0226*								
13XA13-907	015	13XA13-C37	CK0123*								
13XA12-061	016		CK0112								
	017	13XA13-C64	AKS313*								
13XA11-097	018	13XA22-C50	GXX333*								
	019										
	020										
	021										
	022										
	023										
	024										
	025										
	026										
	027										
	028										

SECTION II A(4). LOGIC CONTROL UNIT CARD CAGE NO. 3 WIRE LIST

COMPONENT 13XA13-		CONNECTOR (LOGIC CABG NO. 9)									
FROM	PIN	TO	SIGNAL	SEC	A	Y	COLOR	GROUP	ROUTE	REMARKS	NOTE
	029										
	030										
	031										
	032										
13XA12-050	033		CKB133								
	034										
13XA07-029	035		BK00310								
	036										
13XA13-015	037	13XA13-041	CKB1236								
	038										
	039										
	040										
13XA13-037	041		CKB1230								
13J001-243	042	13XA24-040	AKA3430 B								
13XA13-013	043		KK0122								
	044										
13XA06-096	045	13XA13-065	IKS399								
	046										
	047	13J001-175	GVMS500								
	048										
	049	13XA22-C19	BVM623								
	050										
13J001-150	051	13XA13-057	KVX0010 A								
	052										
	053										
	054										
	055	13J001-176									
	056	13XA22-C97									

SECTION II A(4). LOGIC CONTROL UNIT CARD CAGE NO. 3 WIRE LIST

COMPONENT 13XA13-		CONNECTOR (LOGIC CARD NO. 9)									
FROM	PN	TO	SIGNAL	SEN	1	2	COLOR	GROUP	ROUTE	REMARKS	NOTE
13XA13-051	057	13XA13-065	KYX001° A								
	058										
	059										
	060										
	061	13XA13-073	AKB227								
	062	13XA13-070	AKB226°								
13XA13-014	063	13XA13-069	AKB226°								
13XA13-017	064		AKS313°								
13XA13-045	065	13XA14-C53	IKS395								
	066										
	067										
	068										
13XA13-043	069		AKP226°								
13XA13-062	070	13XA13-C72	AKP226°								
13XA13-011	071	13XA13-C74	BKA216°								
13XA13-070	072		AKB226°								
13XA13-061	073		AKB227								
13XA13-071	074	13XA22-079	AKA216°								
	075										
	076										
	077										
	078										
	079										
	080										
	081										
	082									KEY	
	083	13XA24-054									
	084	13XA29-C41									

SECTION II A(4). LOGIC CONTROL UNIT CARD CAGE NO. 3 WIRE LIST

COMPONENT 13XA13-		CONNECTOR (LOGIC CARD NO. 9)								
FROM	PIN	TO	SIGNAL	SEN	A	COLOR	GROUP	ROUTE	REMARKS	NOTE
13XA13-057	085	13XA23-C26	RYK0010 A							
	086									
	087									
	088									
	089									
	090									
	091									
	092									
	093									
	094									
	095								KEY	
	096									
	097									
	098									
	099									
	100									
	101									
	102									
	103									
	104									
	105									
	106									

SECTION II A(4). LOGIC CONTROL UNIT CARD CAGE NO. 3 WIRE LIST

COMPONENT 13XA14-		CONNECTOR (LOGIC CARD NO. 5)								
FROM	PIN	TO	SIGNAL	SEN	Y	COLOR	GROUP	ROUTE	REMARKS	NOTE
	001	13XA14-009	GRD314	A					GRD	
	002	13XA14-101	GRD314	e					GRD	
	003								KEY	
	004									
	005								+5VDC	
	006								+5VDC	
	007	13J002-024	AVC0110							
13XA12-092	008	13XA14-020	GVM151							
	009	13J002-123	XAX140							
	010									
	011									
13XA12-096	012	13XA14-C24	AVM036							
13XA12-097	013	13XA14-025	XVM038							
	014									
	015		LYM007							
13XA12-100	016	13XA14-C20	AVM037							
	017	13J002-136	KPC101							
13XA09-043	018		KXC211							
	019	13J002-C25	AVC1110							
13XA14-008	020	13XA14-037	GVM151							
	021	13J002-124	XAX147							
	022									
	023									
13XA14-012	024	13XA16-C2C	AVM036							
13XA14-013	025	13XA14-037	XVM038							
	026									
	027		LYM008							
13XA14-016	028	13XA14-C40	AVM037							

SECTION II A(4). LOGIC CONTROL UNIT CARD CAGE NO. 3 WIRE LIST

COMPONENT 13XA14-		CONNECTOR (LOGIC CAGE NO. 5)								
FROM	PIN	TO	SIGNAL	SEN	COL	COLOR	GROUP	ROUTE	REMARKS	NOTE
	029	13J002-140	KPC191							
13XA09-050	030		KKC241							
	031	13J002-C26	AVC211*							
13XA14-020	032	13XA14-260	GVR151							
	033	13J002-125	XAR146							
	034									
	035									
	036	13XA14-072	GVR136							
13XA14-025	037	13XA14-673	XVR038							
	038									
	039		YHC09							
13XA14-028	040	13XA21-C73	AVR037							
	041	13JCJ2-141	KPC192							
13XA09-048	042		KKC251							
	043	13XA16-C36	IVS121							
	044	13J002-134	AVS021*							
	045	13J001-140	IPV091*							
	046	13XA16-076	AVR082							
13XA13-009	047		IXX336							
	048	13XA25-103	XXR000* C							
13XA10-093	049	13XA23-090	IKR399							
	050	13XA27-047	GKR000*							
13XA06-101	051		IKY399							
13JC01-026	052	13XA26-C97	GKT000* 4							
13XA13-015	053	13XA23-084	IKS399							
	054	13XA28-105	IXS000* E							
13XA12-052	055		CAR019							
	056									

SECTION II A(4). LOGIC CONTROL UNIT CARD CAGE NO. 3 WIRE LIST

COMPONENT 13XA14-		CONNECTOR LOGIC CARD NO. 51							REMARKS	NOTE
FROM	PIN	TO	SIGNAL	CON	GROUP	ROUTE	GROUP			
13XA03-061	057		0PA1350							
	058									
13XA07-090	059	13XA16-009	1TL2110							
	060									
	061	13J002-212	CPR401							
13XA05-097	062		CPO0520							
	063									
	064									
13XA08-046	065	13J002-192	AA01010							
	066									
	067	13J002-020	NVD0110							
13XA14-032	068	13XA14-000	GVN151							
	069	13J002-126	XAX145							
	070									
	071									
13XA14-036	072	13XA14-004	GVN136							
13XA14-037	073	13XA14-005	XVW038							
	074									
	075		LYW010							
	076	13XA14-008	GVN137							
	077	13J002-142	KPC193							
	078	13J002-108	K80000							
	079	13J002-029	NVD1110							
13XA14-068	080	13XA14-092	GVN151							
	081	13J002-127	XAX144							
	082									
	083									
13XA14-072	084	13XA14-096	GVN136							

SECTION II A(4). LOGIC CONTROL UNIT CARD CAGE NO. 3 WIRE LIST

COMPONENT 13XA14-		CONNECTOR (LOGIC CARD NO. 5)								
FROM	PIN	TO	SIGNAL	NO.	NO.	COLOR	GROUP	ROUTE	REMARKS	NOTE
13XA14-073	085	13XA14-097	XVW038							
	086									
	087		LVM011							
13XA14-076	088	13XA14-160	GVM137							
13XA14-081	089		GRC314						A	
	090	13J002-167	KCC007							
	091	13J002-636	MV02110							
13XA14-080	092	13XA15-000	GVM151							
	093	13J002-120	XAX143							
	094									
	095									
13XA14-084	096	13XA15-012	GVM136							
13XA14-085	097	13XA15-013	XVW038							
	098									
	099		LVM012							
13XA14-088	100	13XA15-016	GVM137							
13XA14-082	101		GRC314						B	
	102	13J002-189	KCC006							
	103									
	104									
	105									
	106									

KEY

SECTION II A(4). LOGIC CONTROL UNIT CARD CAGE NO. 3 WIRE LIST

COMPONENT 13XA15-		CONNECTOR (LOGIC CARD NO. 5)								
FROM	PIN	TO	SIGNAL	WIRE NO.	COLOR	GROUP	ROUTE	REMARKS	NOTE	
	001							ERC		
	002							GRD		
	003							KEY		
	004									
	005							+5VDC		
	006							+5VDC		
	007	13J002-032	AVE0110							
13XA14-092	008	13XA15-C20	GWN151							
	009	13J002-129	XAN142							
	010									
	011									
13XA14-096	012	13XA15-C24	GWN136							
13XA14-097	013	13XA15-C25	XVW030							
	014									
	015		LYW013							
13XA14-100	016	13XA15-C20	GWN137							
	017		LYG013							
	018	13J002-107	K00004							
	019	13J002-033	AVE1110							
13XA15-000	020	13XA15-C32	GWN151							
	021	13J002-163	XAN141							
	022									
	023									
13XA15-012	024	13XA15-C36	GWN136							
13XA15-013	025	13XA15-C37	XVW030							
	026									
	027		LYW014							
13XA15-016	028	13XA15-040	GWN137							

SECTION II A(4). LOGIC CONTROL UNIT CARD CAGE NO. 3 WIRE LIST

COMPONENT 13XA15-		CONNECTOR (LOGIC CARD NO. 5)									
FROM	FR	TO	SIGNAL	POS.	NO.	Y.	COLOR	GROUP	ROUTE	REMARKS	NOTE
	029		LVG014								
	030	13J002-186	K80003								
	031	13J002-634	NVE211*								
13XA15-020	032	13XA15-668	GVW151								
	033	13J002-164	XAX140								
	034										
	035										
13XA15-024	036	13XA15-072	GVW136								
13XA15-025	037	13XA15-073	XVW030								
	038										
	039		LYW015								
13XA15-028	040	13XA15-076	GVW137								
	041		LVG015								
	042	13J002-185	K80002								
	043	13XA17-099	IVX103								
	044	13XA19-002	AAD541*								
	045	13XA18-007	IVX104								
	046	13XA19-016	KPC345*								
	047	13XA20-027	IVX105								
	048	13J002-119	PPH061								
	049	13XA19-027	IVX106								
	050	13J002-078	APE011*								
	051	13J001-206	IVL221								
	052	13XA19-025	AVL211*								
	053	13J001-144	IVK004*								
	054	13XA15-655	CYK'03								
13XA15-054	055		CYK'03								
	056	13XA20-031	NYK002*								

SECTION II A(4). LOGIC CONTROL UNIT CARD CAGE NO. 3 WIRE LIST

COMPONENT 13XA15-		CONNECTOR (LOGIC CARD NO. 5)								
FROM	PIN	TO	SIGNAL	SEN	COL	COLOR	GROUP	ROUTE	REMARKS	NOTE
	057	13J002-101	ATLS21*							
	058									
	059	13J002-132	ATL421*							
	060									
13XA05-052	061		CM0004*							
13XA01-069	062	13J002-122	KPA118*							
	063									
	064									
	065									
13XA05-029	065	13J002-121	IM0013							
	067	13J002-036	NVF011*							
13XA15-032	068	13XA15-C00	GVM151							
	069	13J002-165	XAK139							
	070									
	071									
13XA15-034	072	13XA15-C04	GVM136							
13XA15-037	073	13XA15-005	XVM038							
	074									
	075		LVM016							
13XA15-040	076	13XA15-C00	GVM137							
	077		LYG016							
	078	13J002-153	F0A018							
	079	13J002-037	NVF111*							
13XA15-060	080	13XA15-C92	GVM151							
13XA10-044	081	13J002-166	XAK138							
	082									
	083									
13XA15-072	084	13XA15-C96	GVM136							

SECTION II A(4). LOGIC CONTROL UNIT CARD CAGE NO. 3 WIRE LIST

COMPONENT 13XA15-		CONNECTOR (LOGIC CARD NO. 5)								
FROM	PIN	TO	SIGNAL	SEC	NO	COLOR	GROUP	ROUTE	REMARKS	NOTE
13XA15-073	085	13XA15-097	XVM030							
	086									
	087		LVM017							
13XA15-076	088	13XA15-100	GVM137							
	089		LYG017							
	090	13J002-152	FPA017							
	091	13J002-038	NVF2110							
13XA15-080	092	13XA16-049	GVM151							
13XA10-050	093	13J002-167	XAX137							
	094									
	095									
13XA15-084	096	13XA17-012	GVM136							
13XA15-085	097	13XA26-089	XVM030							
	098									
	099		LVM018							
13XA15-088	100	13XA17-016	GVM137							
	101		LYG018							
	102	13J002-151	FPA016							
	103									
	104									
	105									
	106									

KEY

SECTION II A(4). LOGIC CONTROL UNIT CARD CAGE NO. 3 WIRE LIST

COMPONENT 13XA16-		CONNECTOR (LOGIC CARD NO. 4)								
FROM	PIN	TO	SIGNAL	SEN	COL	COLOR	GROUP	ROUTE	REMARKS	NOTE
	001	13J001-002	GR0314						GRG	
	002								GRD	
	003								KEY	
	004									
	005								+5VDC	
	006								+5VDC	
	007	13XA22-054	NVM601							
	008									
13XA14-050	009	13XA24-091	ITL2110							
13XA07-009	010	13J001-153	ZKF0100							
	011	13J002-098	ATB2030							
13XA02-092	012		KPA0010							
	013									
	014									
	015	13XA16-075	GMAG140							
	016	13XA26-100	APJ3350							
	017	13J002-095	CTW1170							
	018	13XA24-053	IVR1910							
	019	13XA16-023	AVA3110							
13XA14-024	020	13XA16-026	AVM036							
13XA00-067	021		KKC001							
	022	13J002-104	AVA321							
13XA16-019	023		AVA3110							
	024	13XA29-007	GUX3090							
	025	13XA16-029	AVA3110							
13XA16-020	026	13XA21-070	AVM036							
13XA09-005	027		KKC161							
	028	13J002-023	AVA321							

SECTION II A(4). LOGIC CONTROL UNIT CARD CAGE NO. 3 WIRE LIST

COMPONENT 13XA16-		CONNECTOR (LOGIC CARD NO. 4)								
FROM	PIN	TO	SIGNAL	SIZE	TYPE	COLOR	GROUP	ROUTE	REMARKS	NOTE
13XA16-025	029		AVB3110							
	030	13XA29-088	GUX3080							
13XA12-056	031		AAS142							
	032	13XA30-088	IAS1320							
	033	13XA16-064	AMP1710							
13XA05-074	034		AMB025							
13XA05-085	035		BMB0150							
13XA01-032	036	13XA16-037	AMB1150							
13XA16-036	037		AMB1150							
13XA14-043	038	13XA16-063	IVS121							
	039	13XA23-062	KPC093							
13XA08-028	040		AMP042							
13XA03-060	041	13J002-154	KPA114							
13XA04-033	042		KPC0510							
13XA07-087	043	13XA16-083	GKA5000							
	044	13J001-126	SKAC09							
	045	13XA16-079	KKA501							
	046									
	047									
	048									
13XA15-092	049		GVM151							
	050	13XA21-095	AVM6410							
	051	13XA20-042	FYR0160							
	052									
	053	13XA24-022	AVM0410							
	054									
	055	13XA21-018	AMB2390							
	056	13J002-076	KPT041							

SECTION II A(4). LOGIC CONTROL UNIT CARD CAGE NO. 3 WIRE LIST

COMPONENT 13XA16-		CONNECTOR (LOGIC CARD NO. 4)									
FROM	DN	TO	SIGNAL	SEC	A	V	COLOR	GROUP	ROUTE	REMARKS	NOTE
	057	13XA16-058	APB029								
13XA16-057	058	13XA22-084	APB029								
13XA12-055	059		CPB019*								
	060	13XA22-083	BMB039*								
13XA07-021	061		AKB111*								
	062	13XA23-069	KRV111								
13XA16-039	063	13XA21-078	IVS121								
13XA16-033	064		APV171*								
13XA04-069	065	13XA16-069	KRV071								
	066	13XA24-013	YR300*								
	067	13XA16-077	APV083*								
	068	13XA21-076	AYR20C								
13XA16-065	069		KRV071								
	070										
	071										
	072										
	073	13XA16-093	APA012								
13XA01-067	074	13J002-237	KPA251*								
13XA16-015	075	13XA16-091	CPA014*								
13XA14-046	076	13J001-216	APV082								
13XA16-067	077		APV083*								
	078										
13XA16-045	079	13XA19-066	NKA501								
	080										
	081	13J001-106	SKA010*								
	082	13XA30-056	SKA018*								
13XA16-043	083	13XA22-081	GKA500*								
	084										

SECTION II A(4). LOGIC CONTROL UNIT CARD CAGE NO. 3 WIRE LIST

COMPONENT 13XA16-		CONNECTOR (LOGIC CARD NO. 4)								
FROM	MIN	TO	SIGNAL	SEC	NO.	COLOR	GROUP	ROUTE	REMARKS	NOTE
	085									
	086									
	087									
	088									
	089									
	090									
13XA16-075	091		GMA014*							
13XA11-049	092		GXX331*							
13XA16-073	093		AMA012							
	094									
13XA02-030	095		KMAG71*							
	096									
13XA11-043	097	13J001-128	XKF212* A							
	097	13J001-129	XKF212* P							
13XA11-044	098	13XA25-662	PKF012							
	099									
	100									
	101									
	102									
	103									
	104									
	105								KEY	
	106									

SECTION II A(4). LOGIC CONTROL UNIT CARD CAGE NO. 3 WIRE LIST

COMPONENT 13XA17-		CONNECTOR (LOGIC CARD NO. 5)									
FROM	PIN	TO	SIGNAL	SEC	1/2	1/2	COLOR	GROUP	ROUTE	REMARKS	NOTE
	001									GRD	
	002									GRD	
	003									KEY	
	004										
	005									+5VDC	
	006									+5VDC	
	007	13J001-190	AVG0110								
	008	13XA17-020	XVW051								
13XA11-009	009	13J002-168	XAX136								
	010										
	011										
13XA15-096	012	13XA17-024	GVW136								
	013	13XA17-025	GVW138								
	014										
	015	13XA23-013	KVX050								
13XA15-100	016	13XA17-028	GVW137								
	017		LYG019								
	018	13J002-149	FEA014								
	019	13J001-226	AVG1110								
13XA17-008	020	13XA17-032	XVW051								
13XA11-001	021	13J002-169	XAX135								
	022										
	023										
13XA17-012	024	13XA17-036	GVW136								
13XA17-013	025	13XA17-037	GVW139								
	026										
13XA04-055	027										
13XA17-014	028	13XA17-040									

SECTION II A(4). LOGIC CONTROL UNIT CARD CAGE NO. 3 WIRE LIST

COMPONENT 13XA17-		CONNECTER LOGIC CARD NO. 61									
FROM	PIN	TO	SIGNAL	ISS	2	3	COLOR	GROUP	ROUTE	REMARKS	NOTE
	029		LYG020								
	030	13J002-148	FRA013								
	031	13J001-277	AVG211*								
13XA17-020	032	13XA17-068	XVM051								
13XA11-020	033	13J002-170	XAX134								
	034										
	035										
13XA17-024	036	13XA17-C72	GVP136								
13XA17-025	037	13XA17-073	GVP138								
	038										
	039	13XA23-100	IRE531								
13XA17-028	040	13XA17-C76	GVP137								
	041		LYG021								
	042	13J002-147	FRA012								
	043	13XA21-068	IVM113								
	044	13XA21-088	SVN103*								
	045	13XA24-029	IVM114								
	046	13XA21-087	SVN104*								
	047	13XA19-C20	IVM115								
	048	13XA21-084	SVN105*								
	049	13XA19-C23	IVM116								
	050	13XA21-C83	SVN106*								
	051										
	052										
	053	13XA17-087	IYX102								
	054	13XA19-C83	AVX026*								
13XA08-048	055		CPV181								
	056										

SECTION II A(4). LOGIC CONTROL UNIT CARD CAGE NO. 3 WIRE LIST

COMPONENT 13XA17-		CONNECTOR (LOGIC CARD NO. 5)									
FROM	PIN	TO	SIGNAL	SEC	A	V	COLOR	GROUP	ROUTE	REMARKS	NOTE
	057										
	058										
13XA01-012	059	13J002-226	XPA061*								
	060										
	061										
	062										
	063										
	064										
	065										
	066										
	067	13J001-229	NVM011*								
13XA17-032	068	13XA17-C8C	XVM051								
13XA11-023	069	13J002-171	XAX132								
	070										
	071										
13XA17-036	072	13XA17-C84	GVM136								
13XA17-037	073	13XA17-C85	GVM138								
	074										
	075	13XA23-CC4	KYX060								
13XA17-040	076	13XA17-C88	GVM137								
	077		LYG022								
	078	13J002-145	FAB018								
	079	13J001-230	NVM111*								
13XA17-069	080	13XA17-C92	XVM051								
13XA11-076	081	13J002-172	XAX132								
	082										
	083										
13XA17-072	084	13XA17-C96	GVM136								

SECTION II A(4). LOGIC CONTROL UNIT CARD CAGE NO. 3 WIRE LIST

COMPONENT 13XA17-		CONNECTOR (LOGIC CARD NO. 3)								
FROM	PIN	TO	SIGNAL	SER.	Y	COLOR	GROUP	ROUTE	REMARKS	NOTE
13XA17-073	085	13XA17-097	GVM135							
	086									
13XA17-093	087		IVK102							
13XA17-076	088	13XA17-100	GVM137							
	089	13J002-240	PBC061							
	090	13J002-144	FAP017							
	091	13J001-231	NW2110							
13XA17-080	092	13XA18-008	XVW051							
13XA17-029	093	13J007-090	XAK131							
	094									
	095									
13XA17-084	096	13XA18-012	GVM136							
13XA17-085	097	13XA18-013	GVM136							
	098									
13XA19-043	099		IVK103							
13XA17-082	100	13XA18-016	GVM137							
	101	13J002-030	PBC062							
	102	13J002-143	FAP016							
	103									
	104									
	105									
	106									

KEY

SECTION II A(4). LOGIC CONTROL UNIT CARD CAGE NO. 3 WIRE LIST

COMPONENT 13XA18-		CONNECTOR (LOGIC CARD NO. 5)									
FROM	PIN	TO	SIGNAL	SEC	A	V	COLOR	GROUP	ROUTE	REMARKS	NOTE
	001	13J001-105	GRD312		A					GRD	
	002	13XA18-102	GAD318		P					GRD	
	003									KEY	
	004										
	005									+5VDC	
	006									+5VDC	
	007	13J001-227	NVJ011*								
13XA17-092	008	13XA18-020	XV051								
13XA11-037	009	13J002-091	XAX130								
	010										
	011										
13XA17-096	012	13XA18-024	GV0136								
13XA17-097	013	13XA18-025	GV0138								
	014										
	015	13XA23-078	AVX040								
13XA17-100	016	13XA18-029	GV0137								
	017	13J002-041	ABC758*								
	018	13J002-113	FAA015								
	019	13J001-234	NVJ111*								
13XA18-008	020	13XA18-032	XV051								
13XA11-035	021	13J002-092	XAX129								
	022										
	023										
13XA18-012	024	13XA18-036	GV0136								
13XA18-013	025	13XA18-037	GV0138								
	026										
	027	13XA23-075	AVX030								
13XA17-016	028	13XA18-040	GV0137								

SECTION II A(4). LOGIC CONTROL UNIT CARD CAGE NO. 3 WIRE LIST

COMPONENT 13XA10-		CONNECTOR (LOGIC CARD NO. 5)									
FROM	PIN	TO	SIGNAL	RES	A	V	COLOR	GROUP	ROUTE	REMARKS	NOTE
13XA08-049	029	13J002-058	AP0031*								
	030	13J002-112	FAA014								
	031	13J001-295	AVJ211*								
13XA10-020	032	13XA10-048	XV051								
13XA11-038	033	13J002-009	XAX12P								
	034										
	035										
13XA10-024	036	13XA10-072	GV#136								
13XA10-025	037	13XA10-073	GV#138								
	038										
	039	13J002-083	CP#121								
13XA10-028	040	13XA10-076	GV#137								
13XA07-095	041	13J002-054	IX#041								
	042	13J002-111	FAA013								
	043	13XA21-039	IV#017								
	044	13J001-062	SV#007*								
	045	13XA21-042	IV#018								
	046	13J001-063	SV#008*								
	047	13XA21-056	IV#019								
	048	13XA21-062	SV#009*								
	049	13XA21-059	IV#110								
	050	13XA21-081	SV#100*								
	051	13XA21-062	IV#111								
	052	13XA21-090	SV#101*								
	053	13XA21-065	IV#112								
	054	13XA21-089	SV#102*								
	055										
	056										

SECTION II A(4). LOGIC CONTROL UNIT CARD CAGE NO. 3 WIRE LIST

FROM	PIN	TO	SIGNAL	SEN C E	A C E	V E	COLOR	GROUP	ROUTE	REMARKS	NOTE
	057										
	058										
	059										
	060										
	061	13J001-146	CPF2030								
	062	13XA23-C10	IPT193								
	063										
	064										
	065										
	066										
	067	13J001-237	NVR0110								
13XA18-032	068	13XA18-080	XVW051								
13XA11-041	069	13J002-094	XAX127								
	070										
	071										
13XA18-036	072	13XA18-J84	GVM136								
13XA18-037	073	13XA18-085	GVM136								
	074										
	075	13J002-C84	RPT443								
13XA18-040	076	13XA18-C88	GVM137								
13XA09-087	077	13J002-C57	IMC042								
	078	13J002-110	FAB012								
	079	13XA19-060	NVR1110								
13XA18-068	080	13XA18-090	XVW051								
	081	13XA30-055	XAX120								
	082										
	083										
13XA18-072	084	13XA18-C96	GVM136								

SECTION II A(4). LOGIC CONTROL UNIT CARD CAGE NO. 3 WIRE LIST

COMPONENT 13XA18-		CONNECTOR (LOGIC CARD NO. 5)									
FROM	TO	SIGNAL	SEC	A	B	C	COLOR	GROUP	ROUTE	REMARKS	NOTE
13XA18-073	085	13XA18-097									
	086										
13XA15-045	087									1YX104	
13XA18-076	062	13XA18-100								GVM137	
	069	13J002-044								APR0529	
	090	13J002-109								FAA011	
	091	13XA19-C77								RVR2114	
13XA18-080	092	13XA20-008								XVW051	
	093	13XA30-076								XRX125	
	094										
	095										
13XA18-084	096	13XA19-029								GVM136	
13XA18-085	097	13XA19-026								GVM138	
	098										
	099	13J002-117								KPF471	
13XA18-088	100	13XA20-016								GVM137	
	101	13J002-C43								GPR0910	
13XA18-002	102									GPO310 P	
	103										
	104										
	105										
	106										

KEY

SECTION II A(4). LOGIC CONTROL UNIT CARD CAGE NO. 3 WIRE LIST

COMPONENT 13XA19-		CONNECTOR (LOGIC CARD NO. 4)									
FROM	PN	TO	SIGNAL	SEC	A	V	COLOR	GROUP	ROUTE	REMARKS	NOTE
	001									GRD	
	002									GRD	
	003									KEY	
	004										
	005									+5VDC	
	006									+5VDC	
	007	13XA19-065	MYX010								
	008										
	009	13XA23-003	KYX0600								
	010	13XA23-012	KYX0500								
	011	13J002-155	APB1310								
	012	13XA23-076	KPB2510								
	013										
	014										
	015	13J002-074	KPE0510								
13XA15-046	C16	13J002-079	KPC3450								
	017	13J002-075	KPT4430								
	018	13XA23-077	ARD3120								
	019	13J002-069	AVM1250								
13XA17-047	020		IVM115								
13XA12-043	021	13XA19-024	IVM224								
	022	13J002-070	AVM1260								
13XA17-049	023		IVM116								
13XA19-021	024	13XA21-057	IVM224								
13XA15-052	025		AVL2110								
13XA18-097	026	13XA20-013	GVN138								
13XA15-049	027		IVM106								
	028	13XA19-037	AVC3110								

SECTION II A(4). LOGIC CONTROL UNIT CARD CAGE NO. 3 WIRE LIST

COMPONENT 13XA19-		CONNECTOR LOGIC CAGE NO. 41									
FROM	PIN	TO	SIGNAL	SEC	A	B	COLOR	GROUP	ROUTE	REMARKS	NOTE
13XA16-096	029	13XA19-C35	GVR136								
13XA09-099	030		KKC781								
	031	13J002-027	AVC321								
13XA19-028	032		AVC311*								
	033	13XA29-069	GUR307*								
	034	13XA19-C38	AVC311*								
13XA19-C29	035	13XA19-C41	GVR136								
	036	13J002-188	KP0005								
	037	13J002-031	AVC321								
13XA19-034	038		AVC311*								
	039	13XA29-C90	GLX306*								
	040	13XA19-C56	AVC311*								
13XA19-035	041	13XA19-044	GVR136								
	042	13J002-164	KP0001								
	043	13XA19-C50	GVC311*								
13XA19-041	044	13XA19-C59	GVR136								
	045	13J002-146	FR011								
	046										
	047										
	048										
	049	13J001-279	GVC321								
13XA19-043	050		GVC311*								
	051	13XA29-C71	GUR303*								
	052										
	053										
	054										
	055	13J002-035	AVC321								
13XA19-043	056		AVC311*								

SECTION II A(4). LOGIC CONTROL UNIT CARD CAGE NO. 3 WIRE LIST

COMPONENT 13XA19-		CONNECTOR (LOGIC CARD NO. 4)									
FROM	PIN	TO	SIGNAL	SEG	1	2	COLOR	GROUP	ROUTE	REMARKS	NOTE
	057	13XA29-C91	GUR305*								
	058	13XA19-C62	AVF311*								
13XA19-044	059	13XA20-012	GVM136								
	060	13J002-150	FBA015								
	061	13J002-C77	AVF371								
13XA19-058	062		AVF311*								
	063	13XA24-070	AVM314*								
	064	13XA19-071	AVX011*								
13XA19-007	065		MYX010								
13XA16-079	066	13XA19-C69	MM4501								
	067	13XA19-072	AVX021*								
	068	13XA19-079	AVX020								
13XA19-065	069	13XA24-C80	MM4501								
	070	13XA23-C30	AVX012								
13XA19-064	071		AVX011*								
13XA19-067	072		AVX021*								
	073	13XA20-C68	AVK001								
13X003-023	074	13J002-234	BFA165*								
13X408-097	075	13J002-235	CPV052*								
13J001-187	076	13J001-239	AVK221								
13XA16-091	077		AVW211*								
	078										
13XA19-068	079		MYX020								
	080										
	081	13XA23-C80	A80311*								
13XA19-066	082	13J002-159	A80541*								
13XA17-056	083	13J002-100	MYX076*								
13J001-218	084	13XA22-C67	CKE521*								

SECTION II A(4). LOGIC CONTROL UNIT CARD CAGE NO. 3 WIRE LIST

COMPONENT 13XA19-		CONNECTOR (LOGIC CARD NO. 4)									
FROM	PIB	TO	SIGNAL	SEC	A	V	COLOR	GROUP	ROUTE	REMARKS	NOTE
	085										
	086										
13XA04-054	087		KRC321*								
	088	13XA29-040	GYR005*								
	089										
	090	13XA30-073	IVR5C2*								
13J001-106	091	13J001-238	GVR121								
13XA10-079	092		AVR111*								
	093										
	094										
	095										
	096										
13XA04-057	097	13XA22-057	GPE113* B								
13XA03-016	098	13J002-218	SPE112								
	099										
	100										
	101										
	102										
	103										
	104										
	105									KEY	
	106										

SECTION II A(4). LOGIC CONTROL UNIT CARD CAGE NO. 3 WIRE LIST

COMPONENT 13XA20-		CONNECTOR (LOGIC CARD NO. 5)							REMARKS	NOTE
FROM	PIN	TO	SIGNAL	SEC	Y	COLOR	GROUP	ROUTE		
	001								GRD	
	002								GRD	
	003								KEY	
	004									
	005								*5VDC	
	006								*5VDC	
	007	13XA20-056	NVL011*							
13XA18-097	008	13XA20-C70	XVM051							
	009	13XA30-075	XAX124							
	010									
	011									
13XA19-059	012	13XA20-C24	GVM136							
13XA19-076	013	13XA20-025	GVM138							
	014									
	015	13J002-C05	KPV141							
13XA18-100	016	13XA20-C28	GVM137							
13XA02-077	017	13J002-120	APR051*							
	018		LVF031							
	019	13XA20-062	NVL111*							
13XA20-008	020	13XA24-C73	XVM051							
	021	13XA30-274	XAX123							
	022									
	023									
13XA20-017	024	13XA21-043	GVM136							
13XA20-013	025	13XA21-091	GVM138							
	026									
13XA15-047	027		LVX105							
13XA20-016	028	13XA21-049	GVM137							

SECTION II A(4). LOGIC CONTROL UNIT CARD CAGE NO. 3 WIRE LIST

COMPONENT 13XA20-		CONNECTOR (LOGIC CARD NO. 5)									
FROM	PIN	TO	SIGNAL	TER	A	V	COLOR	GROUP	ROUTE	REMARKS	NOTE
	029	13J002-042	KPH010*								
	030		LYF032								
13XA15-056	031		NYK002*								
13XA07-031	032		CMA121								
	033	13J002-133	FYR008*								
	034										
	035										
13XA12-054	036		KMA152								
13XA01-023	037		KPA061								
	038	13XA21-050	FYR018*								
	039										
13XA01-016	040		KPA051								
	041	13XA21-044	FYR017*								
13XA16-051	042	13XA24-076	FYR016*								
	043	13XA21-021	IVM011								
	044	13J001-056	SVM001*								
	045	13XA21-024	IVM012								
	046	13J001-057	SVM002*								
	047	13XA21-027	IVM013								
	048	13J001-058	SVM003*								
	049	13XA21-030	IVM014								
	050	13J001-059	SVM004*								
	051	13XA21-033	IVM015								
	052	13J001-060	SVM005*								
	053	13XA21-036	IVM016								
	054	13J001-061	SVM006*								
13J001-16*	055	13J001-241	CYL021								
13XA20-007	056		NVL011*								

SECTION II A(4). LOGIC CONTROL UNIT CARD CAGE NO. 3 WIRE LIST

COMPONENT 13XA20-		CONNECTOR (LOGIC CARD NO. 3)									
FROM	PIN	TO	SIGNAL	SES	1/2	1/2	COLOR	GROUP	ROUT	REMARKS	NOTE
	04										
	052										
	059										
	060										
13JC01-189	061	13JC01-242	CVL121								
13XA20-019	062		AVL111*								
	063										
	064										
	065										
	066										
	067	13JC01-152	NYK012*								
13XA19-073	068		AVK001								
	069	13XA21-092	FYR019*								
	070										
	071										
13XA06-004	072	13XA23-071	KPV011								
13XA07-009	073	13XA23-093	IPV061								
	074	13XA23-047	KYR022*								
	075										
13XA09-062	076		KP4091								
	077	13XA23-040	KYR021*								
	078	13XA23-033	KYR020*								
	079										
	080										
	081										
	082										
	083										
	084										

SECTION II A(4). LOGIC CONTROL UNIT CARD CAGE NO. 3 WIRE LIST

COMPONENT 3KA20-		CONNECTOR (LOGIC CARD NO. 5)									
FROM	PIN	TO	SIGNAL	SEC	0	1	COLOR	GROUP	ROUTE	REMARKS	NO
	085										
	086										
	087										
	088										
	089										
	090										
	091										
	092										
	093										
	094										
	095										
	096										
	097										
	098										
	099										
	100										
	101										
	102										
	103										
	104										
	105										
	106										

KEY

SECTION II A(4). LOGIC CONTROL UNIT CARD CAGE NO. 3 WIRE LIST

COMPONENT 13XA21-		CONNECTOR (LOGIC CARD NO. 4)									
FROM	PIN	TO	SIGNAL	SEC	1	2	COLOR	GROUP	ROUTE	REMARKS	NOTE
	001									GRD	
	002									GRD	
	003									KEY	
	004										
	005									+5VDC	
	006									+5VDC	
	007	13XA24-C24	AVR031								
	008										
	009	13XA21-019	AVR021*								
	010	13XA21-022	AVR022*								
	011	13XA21-C25	AVR023*								
	012	13XA21-028	AVR024*								
	013										
	014										
	015	13XA21-C31	AVR025*								
	016	13XA22-099	AVR031*								
	017	13XA22-020	AVR022*								
13XA16-055	018	13XA22-101	AVR023*								
13XA21-009	019		AVR021*								
	020	13XA21-023	AVR004*								
13XA20-043	021		AVR011								
13XA21-010	022	13XA22-C22	AVR022*								
13XA21-020	023	13XA21-C26	AVR004*								
13XA20-045	024		AVR012								
13XA21-011	025	13XA22-102	AVR023*								
13XA21-020	026	13XA21-C29	AVR004*								
13XA20-047	027		AVR013								
13XA21-012	028	13JC01-177	AVR024*								

SECTION II A(4). LOGIC CONTROL UNIT CARD CAGE NO. 3 WIRE LIST

COMPONENT 13XA21-		CONNECTOR (LOGIC CARD NO. 4)									
FROM	MIN	TO	SIGNAL	SEC	4	5	COLOR	GROUP	ROUTE	REMARKS	NOTE
13XA21-076	029	13XA21-C32	IVM6040								
13XA20-049	030		IVM014								
13XA21-015	031	13XA24-035	AVM0250								
13XA21-029	032	13XA22-CC7	IVM6040								
13XA20-051	033		IVM015								
	034	13XA21-045	AVM0260								
	035	13XA21-038	IVM6120								
13XA20-053	036		IVM016								
	037	13XA21-051	AVM0270								
13XA21-035	038	13XA21-041	IVM6120								
13XA18-043	039		IVM017								
	040	13XA21-093	AVM0280								
13XA21-038	041	13XA24-021	IVM6120								
13XA18-045	042		IVM018								
13XA20-024	043		GVN136								
13XA20-041	044	13XA21-071	FVRO170								
13XA21-034	045	13XA21-072	AVM0260								
	046										
	047										
	048										
13XA20-028	049		GVN137								
13XA20-038	050	13XA21-074	FVRO180								
13XA21-037	051	13XA21-075	AVM0270								
	052										
	053										
	054										
	055	13JC02-063	AVM0290								
13XA18-047	056		IVM019								

SECTION II A(4). LOGIC CONTROL UNIT CARD CAGE NO. 3 WIRE LIST

COMPONENT 13XA21-		CONNECTOR (LOGIC CARD NO. 4)				ROUTE	REMARKS	NOTE
FROM	PIN	TO	SIGNAL	SEC. NO.	COLOR			
13XA19-024	057	13XA21-060	IVM224					
	058	13J002-064	AVM120*					
13XA18-049	059		IVM110					
13XA21-057	060	13XA21-063	IVM224					
	061	13J002-065	AVM121*					
13XA18-051	062		IVM111					
13XA21-060	063	13XA21-066	IVM224					
	064	13J002-066	AVM122*					
13XA18-053	065		IVM112					
13XA21-063	066	13XA21-069	IVM224					
	067	13J002-067	AVM123*					
13XA17-053	068		IVM113					
13XA21-066	069	13XA22-C29	IVM224					
13XA16-026	070		AVM036					
13XA21-044	071	13XA26-066	FVR017*					
13XA21-045	072		AVM026*					
13XA14-040	073		AVM037					
13XA21-050	074	13XA26-065	FVR018*					
13XA21-051	075		AVM027*					
13XA16-060	076	13XA23-C94	AVR200					
	077	13J002-130	AVR100*					
13XA16-043	078		IVS121					
	079	13XA27-024	PVM211					
	080							
13XA18-050	081	13J001-065	SVM100*					
13XA18-048	082	13J001-064	SVM000*					
13XA17-050	083	13J001-071	SVM106*					
13XA17-048	084	13J001-076	SVM105*					

SECTION II A(4). LOGIC CONTROL UNIT CARD CAGE NO. 3 WIRE LIST

COMPONENT 13KA21-		CONNECTOR (LOGIC CARD NO. 47)								
FROM	PIN	TO	SIGNAL	SEN	COL	COLOR	GROUP	ROUTE	REMARKS	NOTE
	085									
	086									
13KA17-046	087	13J001-069	SVN104°							
13KA17-044	088	13J001-068	SVN103°							
13KA18-054	089	13J001-067	SVN102°							
13KA18-052	090	13J001-066	SVN101°							
13KA20-025	091		GVM130							
13KA20-065	092	13KA23-C34	FVRO15°							
13KA21-040	093	13KA26-C90	AVR026°							
	094									
13KA16-050	095	13KA24-E79	AVR643°							
	096									
	097	13J002-071	GVM230							
	098	13KA22-023	GVM221°							
	099	13KA24-C31	AVR139°							
	100									
	101									
	102									
	103									
	104									
	105								REV	
	106									

SECTION II A(4). LOGIC CONTROL UNIT CARD CAGE NO. 3 WIRE LIST

COMPONENT 13XA22-		CONNECTED LOGIC CARD NO. 31									
FROM	PN	TO	SIGNAL	SEE	W	C	COLOR	GROUP	ROUTE	REMARKS	NOTE
	001									GRD	
	002									GRD	
	003									KEY	
	004										
	005									+5VDC	
	006									+5VDC	
13XA21-032	007		IVM604								
	008	13XA22-091	CVW603								
	009	13XA22-032	IWE302								
	010	13XA26-022	FWE114								
	011	13XA22-033	IWE303								
	012	13XA22-007	FWE113								
	013	13XA22-038	IWE401								
	014	13XA26-036	FWE224								
	015	13XA22-041	IWE402								
	016	13XA22-027	FWE222								
	017	13XA22-026	IWE403								
	018	13XA22-039	FWE223								
13XA13-049	019		PVM623								
13XA21-017	020	13XA24-085	AVW622								
	021	13XA22-095	AEC318								
13XA21-022	022		AVW022								
13XA21-098	023		9VM221								
13XA21-079	024		PVM211								
	025	13XA26-077	0WE4130								
13XA22-017	026		IWE403								
13XA22-016	027	13XA26-038	FWE222								
	028	13XA22-043	IWE404								

SECTION II A(4). LOGIC CONTROL UNIT CARD CAGE NO. 3 WIRE LIST

COMPONENT 13KA22-		CONNECTOR LOGIC CARD NO. 31								
FROM	PIN	TO	SIGNAL	DEF	NO	COLOR	GROUP	ROUTE	REMARKS	NOTE
13KA21-069	029	13KA24-030	1VM274							
	030	13KA24-101	1VM671°							
	031	13KA22-046	CKE312°							
13KA22-009	032		IRE307							
13KA22-011	033		IRE303							
	034									
	035	13KA22-008	FKE112							
	036	13KA22-006	FKE111							
	037	13KA26-076	CKE411°							
13KA22-013	038		IRE401							
13KA22-014	039	13KA26-037	FKE223							
	040									
13KA22-015	041		IRE402							
	042	13KA22-044	FKE221							
13KA22-020	043		IRE404							
13KA22-042	044	13KA26-039	FKE221							
	045	13KA22-005	IRE322							
13KA22-031	046		CKE312°							
	047	13KA22-006	IRE305							
	048	13KA25-023	XKA103°							
	049	13KA26-058	IRE342							
	050	13KA26-078	CKE312°							
	051	13KA26-060	IRE416							
	052	13KA22-055	CKE436°							
	053	13KA22-093	1VM602°							
13KA22-007	054		FVM601							
13KA22-052	055		CKE406°							
	056	13KA22-077	RV4022							

SECTION II A(4). LOGIC CONTROL UNIT CARD CAGE NO. 3 WIRE LIST

COMPONENT 13XA22-		CONNECTOR (LOGIC CARD NO. 3)								
FROM	PIN	TO	SIGNAL	SEN	COL	COLOR	GROUP	ROUTE	REMARKS	NOTE
13XA19-097	057	13XA25-011	GPE1230 A							
13XA19-018	058		GHE3330							
	059	13XA26-040	BHE3190							
13XA19-084	060	13XA22-067	CHES210							
	061	13XA25-102	BKA225							
	062	13XA25-050	AKA2190							
	063	13XA24-010	SKA0060							
	064	13XA24-008	SKA0050							
13XA22-045	065	13XA26-080	IKE322							
13XA22-047	066		IKE305							
13XA22-060	067	13XA23-101	CHES210							
	068	13XA26-050	FHE514							
	069	13XA26-051	FHE513							
	070									
	071	13XA26-052	FHE512							
	072	13XA26-053	FHE511							
	073	13XA25-026	CHA233							
	074	13XA29-007	CLSA010							
	075	13XA25-067	AKA2130							
	076									
13XA22-054	077	13J002-097	EVH022							
	078									
13XA13-074	079		BKA2160							
	080	13XA25-081	IKA202							
13XA16-083	081	13XA22-096	CHA5000							
	082	13XA24-007	IKA206							
13XA16-060	083	13J002-215	BHE3300							
13XA16-058	084	13XA24-033	APR029							

SECTION II A(4). LOGIC CONTROL UNIT CARD CAGE NO. 3 WIRE LIST

COMPONENT 13KA22-		CONNECTOR (LOGIC CARD NO. 3)									
FROM	PIN	TO	SIGNAL	DIR	NO.	Y	COLOR	GROUP	ROUTE	REMARKS	NOTE
	005	13KA27-C15	BRE301*								
13KA22-036	006	13KA26-025	FRE111								
13KA22-012	007	13KA26-023	FRE113								
13KA22-035	008	13KA26-024	FRE112								
13KA11-091	009		GXR332*								
	090	13J002-217	KPO305*								
13KA22-008	091	13J001-214	CVM603								
	092	13KA30-071	AAD603*								
13KA22-053	093		.VM602*								
	094										
13KA22-021	095	13KA30-091	AEC318*								
13KA22-001	096	13KA23-098	GKA400*								
13KA13-056	097		CVM632								
13KA02-062	098		APA043*								
13KA21-016	099	13KA24-082	AVM631*								
	100										
13KA21-018	101		AMP239*								
13KA21-025	102		AVM023*								
	103										
	104									REV	
	105										
	106										

SECTION II A(4). LOGIC CONTROL UNIT CARD CAGE NO. 3 WIRE LIST

COMPONENT 13XA23-		CONNECTOR (LOGIC CARD NO. 7)								
DM	PN	TO	SIGNAL	WIRE NO.	COLOR	GROUP	ROUTE	REMARKS	NOTE	
	001							GRD		
	002							GRD		
13XA19-009	003		KYX060							
13XA17-075	004		KYX060							
	005							+5VDC		
	006							+5VDC		
13XA13-010	007	13XA23-008	UNW013							
13XA23-007	008	13XA23-014	UNW013							
	009	13XA24-C92	ATL201							
13XA18-062	010	13XA24-097	IPF193							
13XA22-057	011	13XA23-118	GPE1230 A							
13XA19-010	012		KYX050							
13XA17-015	013		KYX050							
13XA23-008	014	13XA23-015	UNW013							
13XA23-014	015	13XA23-021	UNW013							
	016	13J001-205	BAC230							
	017	13XA23-C31	AKS3230							
13XA23-011	018	13XA23-029	GPE1230 B							
	019									
	020									
13XA23-015	021	13XA23-C24	UNW013							
	022									
	023									
13XA23-021	024	13XA23-C70	UNW013							
	025									
13XA13-085	026	13XA24-023	KYX0010 A							
	027	13XA24-081	KYX001							
13XA23-024	028	13XA23-C30	UNW013							

SECTION II A(4). LOGIC CONTROL UNIT CARD CAGE NO. 3 WIRE LIST

COMPONENT 13KA23-		CONNECTOR (LOGIC CORE NO. 7)									
FROM	PIN	TO	SIGNAL	SEC	A	V	COLOR	GROUP	ROUTE	REMARKS	NOTE
13KA23-010	029	13KA23-037	GPE1230	A							
13KA19-070	030		AYX012								
13KA23-017	031	13KA23-003	AKS3230								
13KA23-029	032	13KA24-049	GPE1230	A							
13KA20-070	033		KYR0200								
	034	13KA23-043	KYR020								
	035	13KA23-042	GVR0420								
13KA21-092	036	13KA23-037	FVR0190								
13KA23-036	037	13KA26-064	FVP0190								
13KA23-028	038	13KA23-052	UW0013								
	039	13KA23-046	GAD1030								
13KA20-077	040		KVR0210								
	041	13KA23-050	KVR021								
13KA23-035	042	13KA23-049	GVR0420								
13KA23-034	043	13KA23-044	KVR020								
13KA23-047	044		KVR020								
	045	13KA23-059	AYR3710								
13KA23-039	046	13KA23-053	GAD1030								
13KA20-074	047		KVR0220								
	048	13KA23-057	KVR022								
13KA23-042	049	13KA23-056	GVR0420								
13KA23-041	050	13KA23-051	KVR021								
13KA23-050	051		KVR021								
13KA23-030	052	13KA23-043	UW0013								
13KA23-046	053	13KA23-060	GAD1030								
	054	13J002-045	KVR0230								
	055	13KA24-057	KVR023								
13KA23-049	056	13KA26-061	GVR0420								

SECTION II A(4). LOGIC CONTROL UNIT CARD CAGE NO. 3 WIRE LIST

COMPONENT 13XA23-		CONNECTOR (LOGIC CARD NO. 7)									
FROM	PIN	TO	SIGNAL	SEC	A	V	COLOR	GROUP	ROUTE	REMARKS	NOTE
13XA23-040	057	13XA23-050	KYR022								
13XA23-057	058		KYR022								
13XA23-045	059	13XA26-062	AVR3714								
13XA23-053	060	13XA26-074	GAC1030								
	061		KPC0930								
13XA16-039	062		KPC093								
13XA23-052	063	13XA23-066	UW013								
13XA03-009	064		IPC0830								
13XA04-097	065	13XA23-067	APC073								
13XA23-063	066	13XA23-070	UW013								
13XA23-065	067		APC073								
	068		KPV1110								
13XA16-062	069		KPV111								
13XA23-066	070	13XA23-074	UW013								
13XA20-072	071	13XA23-072	KPV011								
13XA23-071	072	13J001-215	KPV011								
	073	13XA23-089	AKR3230								
13XA23-070	074	13XA26-010	UW013								
13XA18-027	075		AVR030								
13XA19-012	076	13J002-073	KPB2510								
13XA19-010	077	13XA23-079	APD3120								
13XA18-015	078		AVR040								
13XA23-077	079	13J002-081	APD3120								
13XA19-001	080	13J002-080	APD3110								
	081									KEY	
	082									KEY	
13XA23-031	083		AKS3230								
13XA14-053	084	13XA26-085	IKS395								

SECTION II A(4). LOGIC CONTROL UNIT CARD CAGE NO. 3 WIRE LIST

COMPONENT 13XA23-		CONNECTOR (LOGIC CARD NO. 7)									
FROM	PIN	TO	SIGNAL	SEC	A	V	COLOR	GROUP	ROUTE	REMARKS	NOTE
	085										
	086										
	087										
	088										
13XA23-073	089		AKR3230								
13XA14-049	090		AKR399								
	091										
13J001-141	092	13J002-062	APV1610								
13XA20-073	093		IPV061								
13XA21-076	094	13XA24-014	AVR200								
	095										
	096										
	097	13J001-084	AKA2100								
13XA22-096	098	13XA24-046	GRA5000								
	099	13XA25-072	1KA205								
13XA17-039	100	13J001-204	1KE531								
13XA22-067	101	13J002-241	CKE5210								
	102										
	103										
	104										
	105										
	106										

SECTION II A(4). LOGIC CONTROL UNIT CARD CAGE NO. 3 WIRE LIST

COMPONENT 13KA24-		CONNECTOR (LOGIC CARD NO. 2)									
FROM	PIN	TO	SIGNAL	SEC	A	V	COLOR	GROUP	ROUTE	REMARKS	NOTE
	001	13J001-021	GRD324	A			T2NAT	TG001		GRD	A
	002	13J002-009	GRD324	E			T2NAT	TG003		GRD	A
	003									KEY	
	004										
	005									•5VDC	
	006									•5VDC	
13KA22-007	007		1KA206								
13KA22-044	008	13KA30-C59	SKA005°								
	009	13KA25-084	1KA207								
13KA22-063	010	13KA30-C58	SKA006°								
13KA07-086	011		1KA227								
	012	13KA25-082	AKA217°								
13KA16-066	013		1VR300°								
13KA23-094	014		AVR200								
	015	13J001-240	1VM310								
	016	13KA29-C74	CUX300°								
	017	13J001-236	1VM311								
	018	13KA29-073	CUX301°								
13KA12-044	019		AVM214°								
	020	13J002-C59	1AC239°								
13KA21-041	021	13KA24-C93	1VM612°								
13KA16-053	022	13KA24-075	AVM041°								
13KA23-026	023	13KA24-C36	RVX001° A								
13KA21-007	024		PVM031								
	025										
	026										
	027										
	028	13J002-C68	AVM124°								

SECTION II A(4). LOGIC CONTROL UNIT CARD CAGE NO. 3 WIRE LIST

COMPONENT 13XA24-		CONNECTOR (LOGIC CARD NO. 2)								
FROM	PIN	TO	SIGNAL	SEC	NO.	COLOR	GROUP	ROUTE	REMARKS	NOTE
13XA17-045	029		IWM114							
13XA22-029	030		IWM224							
13XA21-099	031	13J002-009	AMB139°							
	032	13J002-C77	KPT041°							
13XA22-084	033		AMB029							
	034	13XA24-100	AVM051							
13XA21-031	035		AVM025°							
13XA24-023	036	13J002-099	KYX001° A							
	036	13J002-214	KYX001° P							
	037	13XA24-041	AKA333							
	038	13XA24-039	GUC900° A							
13XA24-038	039		GUC900° A							
	039	13XA29-012	GUC900° B			T2222		T6008		
13XA13-042	040	13XA24-056	AKA343° A							
13XA24-037	041		AKA333							
	042	13XA27-C77	GUC900° A							
	042	13XA29-011	GUC900° B			T2222		T6008		
	043	13J001-232	IWM312							
	044	13XA29-C72	GUX302°							
	045	13XA24-063	IWM316°							
13XA23-098	046	13XA24-089	GKA500°							
	047	13XA24-050	IYR315							
	048	13J002-157	FYR015°							
	049	13XA26-072	IYR325°							
13XA24-047	050		IYR315							
	051	13J001-179	IYR319							
13XA23-055	052		KYR023							
13XA16-018	053	13XA24-090	IYR191°							

SECTION II A(4). LOGIC CONTROL UNIT CARD CAGE NO. 3 WIRE LIST

COMPONENT 13XA24-		CONNECTOR (LOGIC CARD NO. 2)								
FROM	PN	TO	SIGNAL	SEC	Y	COLOR	GROUP	ROUTE	REMARKS	NOTE
13XA13-083	054		CVR091							
	055	13J002-C07	AKA353			T2222	1TG003			
13XA24-040	056	13XA24-057	AKA343° A							
13XA24-056	057		AKA343° A							
	057	13J001-Q20	AKA343° B			T2222	TG001			
	058	13XA24-062	AVM315							
	059	13J002-202	BAD130°							
	060	13XA24-067	AVM325°							
	061	13XA24-064	XVM335°							
13XA24-058	062	13XA24-065	AVM315							
13XA24-045	063	13XA24-066	IVM316°							
13XA24-061	064	13J001-083	XVM335°							
13XA24-062	065	13XA24-068	AVM315							
13XA24-063	066		IVM316°							
13XA24-060	067		AVM325°							
13XA24-065	068	13XA24-071	AVM315							
13XA23-032	069	13J001-148	GPE123° A							
	069	13J002-190	GPE123° P							
13XA19-063	070		AVM314°							
13XA24-068	071		AVM315							
	072	13XA29-092	CUX304°							
13XA20-020	073	13XA24-076	XVM051							
13XA20-042	074	13XA24-078	FYR016°							
13XA24-027	075	13XA24-077	AVM041°							
13XA24-073	076		XVM051							
13XA24-075	077		AVM041°							
13XA24-074	078	13XA26-067	FYR016°							
13XA21-095	079		AVM641°							

SECTION II A(4). LOGIC CONTROL UNIT CARD CAGE NO. 3 WIRE LIST

COMPONENT 13XA24-		CONNECTOR (LOGIC CARD NO. 2)									
FROM	PN	TO	SIGNAL	SEC	A	V	COLOR	GROUP	ROUTE	REMARKS	NOTE
13XA19-069	080	13XA24-083	AKA501								
13XA23-027	081	13J002-242	KYX001								
13XA22-099	082		AVM631°								
13XA24-080	083	13XA24-087	AKA501								
	084	13J002-118	APL011								
13XA22-020	085		AVM622°								
	086	13XA24-095	IVM621								
13XA24-083	087	13XA26-CC7	AKA501								
	088	13XA24-094	AVM611								
13XA24-046	089	13XA25-068	GKA500°								
13XA24-053	090		IVR191°								
13XA16-009	091		ITL211°								
13XA23-009	092	13J002-197	ATL201								
13XA24-021	093		IVM612°								
13XA24-088	094		AVM611								
13XA24-086	095		IVM621								
	096	13XA30-092	IEC355°								
13XA23-010	097		IPF193								
	098	13J002-C82	BPF092°								
	099	13J001-178	IVM552°								
13XA24-034	100		AVM651								
13XA22-030	101		IVM671°								
	102	13J001-244	AUT114								
	103									REV	
	104										
	105										
	106										

SECTION II A(4). LOGIC CONTROL UNIT CARD CAGE NO. 3 WIRE LIST

COMPONENT 13XA25-		CONNECTOR (LOGIC CARD NO. 2)									
FROM	PIN	TO	SIGNAL	TER	NO	TYPE	COLOR	GROUP	ROUTE	REMARKS	NOTE
	001	13XA29-027	GR0325	A			T2222	T6010		GR0	
	001	13J001-094	GR0325	C						GR0	
	001	13J001-031	GR0325	D						GR0	
	002	13J001-023	GR0325	F			T20AT	T6014		GR0	
	002	13J002-004	GR0325	F			T20AT	T6002		GR0	
	003									KEY	
	004										
	005									+5VDC	
	006									+5VDC	
13X400-066	007	13XA25-010	1KA037								
	008	13XA26-017	XKA0010								
	009	13XA25-012	1KA0300 A								
13XA25-007	010		1KA037								
	011	13XA27-070	1KA035								
13XA25-009	012		1KA0300 A								
	012	13J001-022	1KA0300 E				T2222	T6014			
	013	13XA27-09C	1KA036								
	014	13XA30-042	CUS6000								
	015	13XA25-044	1KA102								
	016	13XA29-026	1KA1010 A				T2222	T6010			
	017	13XA27-009	1KA11C								
	018	13XA27-041	CKA1090								
	019	13XA27-056	AKA124								
	020	13XA25-021	CKA1130								
13XA25-020	021	13XA25-089	CKA1130								
	022	13XA20-030	AKA104								
13XA22-040	023	13XA25-024	XKA1070								
13XA25-023	024	13XA25-043	XKA1030								

SECTION II A(4). LOGIC CONTROL UNIT CARD CAGE NO. 3 WIRE LIST

COMPONENT 13XA25-		CONNECTOR (LOGIC CARD NO. 2)									
FROM	PIN	TO	SIGNAL	SEC	F	V	COLOR	GROUP	ROUTE	REMARKS	NOTE
	025	13XA28-C74	AKA10F								
13XA22-073	026	13XA25-C42	CKA233								
	027	13XA28-033	CKA107°								
	028	13XA28-01C	AKA023								
	029	13XA25-C31	AKA022°								
	030	13XA25-C70	AKA273°								
13XA25-029	031		AKA022°								
	032	13XA27-C52	CKA021								
	033										
	034	13XA28-084	AKA017°								
	035	13XA25-099	1KA224								
	036	13XA27-019	NKA011								
	037	13XA28-C87	AKA019°								
	038	13XA28-C75	CKA020								
	039										
	040	13XA25-C59	AKA007°								
	041	13XA27-C03	NKA112°								
13XA25-026	042	13XA25-C48	CKA233								
13XA25-024	043	13XA25-045	XKA103°								
13XA25-015	044	13XA25-C46	1KA102								
13XA25-043	045	13XA26-C20	XKA103°								
13XA25-044	046		1KA102								
	047	13XA25-C57	1KA035°								
13XA25-042	048	13XA28-034	CKA233								
	049	13XA27-034	1KA226								
13XA22-062	050	13XA25-C79	AKA215°								
	051	13XA27-C99	1KA243								
	052	13XA29-C08	GUU999°								

SECTION II A(4). LOGIC CONTROL UNIT CARD CAGE NO. 3 WIRE LIST

COMPONENT 13XA25-		CONNECTOR (LOGIC CARD NO. 2)									
FROM	PIN	TO	SIGNAL	SEC	A	V	COLOR	GROUP	ROUTE	REMARKS	NOTE
	053	13XA25-074	1KA201								
	054	13XA30-041	SKA001*								
	055	13XA25-060	AKA006*								
	056	13XA28-C17	AKA004								
13XA25-047	057	13XA27-076	1KA035*								
	058	13XA27-C31	AKA008								
13XA25-040	059		AKA007*								
13XA25-055	060		AKA006*								
	061	13XA27-022	AKA009*								
13XA16-090	062	13XA27-066	SKF012								
	063	13XA27-063	AKA013*								
	064	13XA25-077	AKA204								
	065	13XA30-040	SKA002*								
	066	13XA25-094	SKA004*								
13XA22-075	067		AKA213*								
13XA24-089	068	13XA28-C76	GKA500*								
	069	13XA25-071	1KA203								
13XA25-030	070		AKA223*								
13XA25-049	071	13XA25-C93	1KA203								
13XA23-099	072	13XA25-075	1KA205								
	073	13XA25-090	AKA211*								
13XA25-053	074		1KA201								
13XA25-072	075	13XA25-078	1KA205								
	076	13XA25-100	AKA214*								
13XA25-064	077		AKA204								
13XA25-075	078	13XA25-080	1KA205								
13XA25-050	079		AKA215*								
13XA25-078	080	13XA25-095	1KA205								

SECTION II A(4). LOGIC CONTROL UNIT CARD CAGE NO. 3 WIRE LIST

COMPONENT 13XA25-		CONNECTOR (LOGIC CARD NO. 2)								
FROM	PIN	TO	SIGNAL	SEN	COL	COLOR	GROUP	ROUTE	REMARKS	NOTE
13XA22-000	061	13XA25-003	1KA202							
13XA24-012	062		AKA217*							
13XA25-001	063	13XA25-091	1KA202							
13XA24-009	064		1KA207							
	065									
	066									
	067									
	068	13J002-005	AKA123			12222	176002			
13XA25-021	069	13XA25-C90	CKA113*							
13XA25-069	070	13XA28-041	CKA113*							
13XA25-083	091		1KA202							
	092	13XA30-039	SKA003*							
13XA25-071	093		1KA203							
13XA25-046	094	13XA27-102	SKA004*							
13XA25-080	095		1KA209							
	096	13XA30-057	SKA007*							
	097	13XA27-C70	1KA221							
13XA25-073	098		AKA211*							
13XA25-035	099		1KA224							
13XA25-076	100		AKA214*							
	101	13XA28-009	1KA235*							
13XA27-061	102		0KA225							
13XA14-048	103		HXK000* C						KEY	
	103	13XA29-C55	HXK000* E						KEY	
	104									
	105									
	106									

SECTION II A(4). LOGIC CONTROL UNIT CARD CAGE NO. 3 WIRE LIST

COMPONENT 13XA26-		CONNECTOR (LOGIC CARD NO. 9)									
FROM	PIN	TO	SIGNAL	SEC	A	V	COLOR	GROUP	ROUTE	REMARKS	NOTE
	001	13XA26-026	GRD326							GRD	
	002	13J001-004	GRD326							GRD	
	003	13XA26-079	KKE426*								
	004	13J001-208	KKE426								
	005									+5VDC	
	006									+5VDC	
13XA26-087	007		PK4501								
	008	13XA26-009	KKE421								
13XA26-008	009	13XA26-075	KKE421								
13XA23-074	010	13XA26-032	LNW013								
	011	13XA26-019	KKE201*								
	012										
	013										
	014										
	015										
	016										
13XA25-008	017	13XA26-034	KKA001*								
	018										
13XA26-011	019	13XA26-046	KKE201*								
13XA25-045	020	13XA27-017	KKA103*								
	021	13XA26-031	FKE114*								
13XA22-010	022	13XA26-030	FKE114								
13XA22-027	023		FKE113								
13XA22-028	024		FKE112								
13XA22-026	025		FKE111								
13XA26-001	026	13XA26-027	GRD326								
13XA26-026	027	13XA26-028	GRD326								
13XA26-027	028	13XA26-029	GRD326								

SECTION II A(4). LOGIC CONTROL UNIT CARD CAGE NO. 3 WIRE LIST

COMPONENT 13KA26-		CONNECTOR (LOGIC CARD NO. 9)								
FROM	PIN	TO	SIGNAL	SEN	COL	COLOR	GROUP	ROUTE	REMARKS	NOTE
13KA26-020	029		GRO326	A						
13KA26-022	030		FRE114							
13KA26-021	031		FRE114*							
13KA26-010	032	13KA26-033	UW013							
13KA26-032	033	13KA26-C47	UW013							
13KA26-017	034	13KA27-035	XKA001*							
	035	13KA26-045	FRE224*							
13KA22-014	036	13KA26-044	FRE224							
13KA22-039	037		FRE223							
13KA22-077	038		FRE222							
13KA22-044	039		FRE221							
	040									
	041									
	042									
	043									
13KA26-036	044		FRE224							
13KA26-035	045		FRE224*							
13KA26-019	046	13KA27-013	KKE201*							
13KA26-053	047	13KA26-068	UW013							
13KA22-059	048		BRE319*							
	049		FRE514*							
13KA22-068	050		FRE514							
13KA22-069	051		FRE513							
13KA22-071	052		FRE512							
13KA22-072	053		FRE511							
	054									
	055									
	056									

SECTION II A(4). LOGIC CONTROL UNIT CARD CAGE NO. 3 WIRE LIST

COMPONENT 13XA26-		CONNECTOR (LOGIC CARD NO. 9)									
FROM	MIN	TO	SIGNAL	SIG	NO	Y	COLOR	GROUP	ROUTE	REMARKS	NOTE
	057										
13XA22-049	058	13XA26-059	IKE342								
13XA26-058	059		IKE342								
13XA22-051	060		IKE416								
13XA23-056	061	13J002-156	GYR042°								
13XA23-059	062	13XA26-083	AVR371°								
	063		FYR019								
13XA23-037	064	13XA26-C91	FYR019°								
13XA21-074	065		FYR019°								
13XA21-071	066		FYR017°								
13XA24-078	067		FYR016°								
13XA26-047	068	13XA26-C69	UW013								
13XA26-068	069	13XA26-070	UW013								
13XA26-069	070	13XA26-071	UW013								
13XA26-070	071	13XA27-007	UW013								
13XA24-049	072	13XA26-C73	FYR325°								
13XA26-072	073		FYR325°								
13XA23-060	074	13J002-137	GAD103°								
13XA26-009	075		AKE421								
13XA22-037	076		CKE411°								
13XA22-025	077		SWR413°								
13XA22-050	078		AKE332°								
13XA26-003	079		KKE426°								
13XA22-065	080	13J001-209	IKE322								
	081									REV	
	082										
13XA26-062	083		AVR371°								
	084	13J002-158	AVR071								

SECTION II A(4). LOGIC CONTROL UNIT CARD CAGE NO. 3 WIRE LIST

COMPONENT 13KA26-		CONNECTOR (LOGIC CARD NO. 9)								
FROM	PIN	TO	SIGNAL	SEC	Y	COLOR	GROUP	ROUTE	REMARKS	NOTI
13KA23-084	095		IKS399							
13KA01-037	086		AA030C							
13KA01-071	087	13J002-191	AA0100°							
	088	13J002-243	AA0110°							
13KA15-097	089	13KA26-092	XVW038							
13KA21-093	090	13KA26-093	AVW028°							
13KA26-064	091	13KA26-094	FYR019°							
13KA26-089	092		XVW038							
13KA26-090	093		AVW028°							
13KA26-091	094		FYR019°							
	095								KEY	
	096									
	097	13KA26-101	APJ235							
	098	13KA30-072	IPJ137°							
	099	13J002-121	APR412°							
13KA16-016	100		APJ335°							
13KA26-097	101		APJ235							
	102									
	103	13J001-114	XXX000° P							
	104	13J002-114	XXX000° B							
	105									
	106									

SECTION II A(4). LOGIC CONTROL UNIT CARD CAGE NO. 3 WIRE LIST

COMPONENT 13XA27-		CONNECTOR (LOGIC CARD NO. 8)									
FROM	PIN	TO	SIGNAL	SEC	1	2	COLOR	GROUP	ROUTE	REMARKS	NOTE
	001	13J001-C29	GR0327							GR0	
	002									GR0	
13XA25-041	003	13J001-028	KKK1120								
	004	13XA28-C42	KKK112								
	005									+5VDC	
	006									+5VDC	
13XA26-071	007	13XA27-010	UW013								
	008	13XA27-C03	CKK1110								
13XA25-017	009		IKK110								
13XA27-007	010	13XA27-011	UW013								
13XA27-010	011	13XA27-014	UW013								
	012		KKK201								
13XA26-046	013		KKK2010								
13XA27-011	014	13XA27-C18	UW013								
13XA27-085	015	13XA27-016	KKK3010								
13XA27-015	016		KKK3010								
13XA26-020	017	13XA27-C93	KKK1030								
13XA27-014	018	13XA27-021	UW013								
13XA25-036	019	13XA27-C29	KKK011								
	020	13XA27-062	KKK0110								
13XA27-018	021	13XA27-023	UW013								
13XA25-061	022		AKK0090								
13XA27-071	023	13XA27-C24	UW013								
13XA27-023	024	13XA27-C25	UW013								
13XA27-024	025	13XA27-C28	UW013								
	026	13XA27-C73	KKK0140								
	027		KKK014								
13XA27-025	028	13XA27-C32	UW013								

SECTION II A(4). LOGIC CONTROL UNIT CARD CAGE NO. 3 WIRE LIST

COMPONENT 13XA27-		CONNECTOR LOGIC CARD NO. 3									
FROM	PIN	TO	SIGNAL	SS	C	V	COLOR	GROUP	ROUTE	REMARKS	NOTE
13XA27-019	029	13XA27-030	KKA011								
13XA27-029	030	13XA27-037	KKA011								
13XA25-050	031		AKA009								
13XA27-028	032	13XA28-C11	UW013								
13XA02-102	033	13J002-237	CKA025*								
13XA25-049	034		1KA226								
13XA26-034	035	13XA27-049	AKA001*								
	036										
13XA27-030	037	13XA27-038	KKA011								
13XA27-037	038		KKA011								
	039										
	040										
13XA25-018	041		CKA109*								
	042	13XA28-C26	KKA106*								
13XA08-060	043	13XA28-C03	KKA005*								
	044										
	045	13XA27-046	KKA105*								
13XA27-045	046	13XA27-C07	KKA105*								
13XA14-050	047		GK000*								
13XA08-065	048	13XA27-051	AKA003								
13XA27-035	049	13XA28-056	AKA001*								
	050										
13XA27-048	051	13XA28-C57	AKA003								
13XA25-032	052	13XA29-C45	CKA021								
	053										
	054										
	055	13J002-C01	GTC900*				2NAT		1TG006		
13XA25-019	056	13XA27-057	AKA124								

SECTION II A(4). LOGIC CONTROL UNIT CARD CAGE NO. 3 WIRE LIST

COMPONENT 13XA27-		CONNECTOR (LOGIC CARD NO. 8)									
FROM	PIN	TO	SIGNAL	SER	A	V	COLOR	GROUP	ROUTE	REMARKS	NOTE
13XA27-056	057	13XA27-059	AKA124								
	058										
13XA27-057	059	13XA27-060	AKA124								
13XA27-059	060		AKA124								
	061	13XA27-065	AKA012								
13XA27-020	062	13XA27-074	KKA011*								
13XA25-063	063	13XA27-064	AKA013*								
13XA27-063	064		AKA013*								
13XA27-061	065		AKA012								
13XA27-062	066		BKF012								
	067										
	068										
	069	13XA28-068	AKA016*								
13XA25-097	070		1KA221								
13XA07-088	071	13XA27-072	AKA015								
13XA27-071	072	13J001-207	AKA015								
13XA27-026	073		KKA014*								
13XA27-062	074		KKA011*								
	075	13XA28-007	CFB027*								
13XA25-057	076	13XA28-063	1KA035*								
13XA24-042	077		CUC90C								
	078										
13XA25-011	079		1KA039								
13XA13-003	080		KKB124*								
	081										
	082										
13XA27-008	083		CXA111*								

SECTION II A(4). LOGIC CONTROL UNIT CARD CAGE NO. 3 WIRE LIST

COMPONENT 13XA27-		CONNECTOR (LOGIC CARD NO. 8)									
FROM	PIN	TO	SIGNAL	SEN	1	2	COLOR	GROUP	ROUTE	REMARKS	NOTE
	085	13XA28-C27	KKA106								
	086										
13XA27-046	087	13XA27-C88	KKA105*								
13XA27-087	088	13XA27-C98	KKA105*								
	089	13J001-044	GKA041*								
13XA25-013	090	13XA27-C91	IKA036								
13XA27-090	091		IKA036								
	092										
13XA27-017	093	13XA27-C94	KKA103*								
13XA27-093	094	13XA28-C31	KKA103*								
	095									KEY	
	096										
	097	13J001-045	GTT000*								
13XA27-082	098	13XA28-C19	KKA105*								
13XA25-051	099	13XA27-101	IKA243								
	100										
13XA27-099	101	13J002-240	IKA243								
13XA25-094	102	13XA30-060	SKA004*								
	103										
	104										
	105										
	106										

SECTION II A(4). LOGIC CONTROL UNIT CARD CAGE NO. 3 WIRE LIST

COMPONENT 13XA28-		CONNECTOR (LOGIC CARD NO. 8)									
FROM	PIN	TO	SIGNAL	SEC	A ₁	A ₂	COLOR	GROUP	ROUTE	REMARKS	NOTE
	001	13XA28-104	GRD328	E						GRD	
	001	13XA28-103	GRD328	F						GRD	
	002	13J002-015	GRD328	C			T2NAT	TG004		GRD	
	002	13J002-011	GRD328	H			T2NAT	TG005		GRD	
	002	13J001-C27	GRD328	I						GRD	
13XA27-043	003	13XA28-C08	KKA005*								
13XA27-084	004	13XA28-059	KKA005								
	005									+5VDC	
	006									+5VDC	
13XA27-075	007		AKA027*								
13XA28-003	008	13XA28-009	KKA005*								
13XA28-008	009	13XA28-101	KKA005*								
13XA25-028	010		AKA023								
13XA27-032	011	13XA28-C21	UWM013								
	012										
	013										
	014										
	015										
	016										
13XA25-056	017	13XA28-C72	AKA004								
	018										
13XA27-098	019	13XA28-C22	KKA105*								
	020	13XA28-C30	KKA105								
13XA28-011	021	13XA28-C24	UWM013								
13XA28-019	022	13XA28-C23	KKA105*								
13XA28-027	023	13XA28-029	KKA105*								
13XA28-021	024	13XA28-025	UWM013								
13XA28-024	025	13XA28-C28	UWM013								

SECTION II A(4). LOGIC CONTROL UNIT CARD CAGE NO. 3 WIRE LIST

COMPONENT 13XA28-		CONNECTOR (LOGIC CARD NO. 8)									
FROM	PIN	TO	SIGNAL	W/A	A	V	COLOR	GROUP	ROUTE	REMARKS	NOTE
13XA27-042	026	13XA26-C37	KKA106°								
13XA27-025	027		KKA106								
13XA28-025	028	13XA28-032	UW013								
13XA28-023	029		KKA109°								
13XA28-020	030	13XA28-C35	KKA105								
13XA27-094	031		KKA103°								
13XA28-028	032	13XA29-024	UW013								
13XA25-027	033	13XA28-C71	CKA107°								
13XA25-048	034	13XA28-043	CKA233								
13XA28-030	035		KKA105								
	036										
13XA28-026	037		KKA106°								
13XA25-022	038		AKA104								
	039										
	040										
13XA25-090	041	13XA28-048	CKA113°								
13XA27-004	042		KKA112								
13XA28-034	043		CKA233								
	044										
13XA27-052	045	13XA28-046	CKA021								
13XA28-045	046	13XA28-060	CKA021								
	047	13J002-062	GTC90C				12222	176066			
13XA28-041	048	13XA26-049	CKA113°								
13XA28-048	049	13XA28-C51	CKA113°								
	050										
13XA28-049	051	13XA28-052	CKA113°								
13XA28-051	052		CKA113°								
	053										

SECTION II A(4). LOGIC CONTROL UNIT CARD CAGE NO. 3 WIRE LIST

COMPONENT 13XA28-		CONNECTOR (LOGIC CARD NO. 8)								
FROM	PIN	TO	SIGNAL	WIRE NO.	COLOR	GROUP	ROUTE	REMARKS	NOTE	
	054									
	055	13XA28-166	AKS000*	F						
13XA27-049	056	13XA28-061	XKA001*							
13XA27-091	057	13XA28-069	AKA003							
	058									
13XA28-004	059	13XA28-093	XKA005							
13XA28-046	060	13XA28-083	CKA021							
13XA28-054	061	13XA28-064	XKA001*							
	062	13XA28-065	GLP000							
13XA27-076	063	13XA28-066	IKA035*							
13XA28-061	064	13XA28-073	XKA001*							
13XA28-062	065	13XA29-C10	GLP000							
13XA28-063	066		IKA035*							
	067									
	068									
13XA28-057	069	13XA28-091	AKA003							
	070	13XA29-057	XKA002*							
13XA28-033	071		CKA107*							
13XA28-017	072		XKA004							
13XA28-064	073	13XA28-090	XKA001*							
13XA25-025	074	13J001-036	M/A100							
13XA25-030	075		CKA020							
13XA25-060	076	13J002-173	CKA500*							
	077	13J002-175	KPR231*							
	078									
13XA07-055	079	13J002-233	BKB032							
13XA04-050	080		XKB021*							
	081									

SECTION II A(4). LOGIC CONTROL UNIT CARD CAGE NO. 3 WIRE LIST

COMPONENT 13XA28-		CONNECTOR (LOGIC CARD NO. 0)									
FROM	PK	TO	SIGNAL	SEC	A	Y	COLOR	GROUP	ROUTE	REMARKS	NOTE
	062									KEY	
13XA28-060	063	13XA28-094	CKA021								
13XA25-034	084		AKA017*								
13XA25-101	085		1KA235*								
	086										
13XA25-037	087		AKA019*								
13XA27-049	088		AKA016*								
	089	13XA28-105	XKS000* G								
13XA28-073	090	13XA28-098	XKA001*								
13XA28-069	091	13XA28-099	AKA003								
	092										
13XA28-059	093		XKA005								
13XA28-083	094	13XA28-102	CKA021								
	095									KEY	
	096										
13XA14-052	097		GKT000* A								
	097	13J002-014	GKT000* B			12222		176004			
	097	13J002-010	GKT000* C			12222		176005			
13XA28-090	098	13XA29-042	XKA001*								
13XA28-091	099		AKA003								
	100										
13XA28-009	101		XKA005*								
13XA28-094	102		CKA021								
13XA28-001	103		GRD328 F								
13XA21-001	104		GRD328 E								
13XA14-054	105		XKS000* E								
13XA28-089	105		XKS000* G								
13XA28-055	106		XVS000* F								

SECTION II A(4). LOGIC CONTROL UNIT CARD CAGE NO. 3 WIRE LIST

COMPONENT 13XA29-		CONNECTOR (COMPNT CARD NO. 2)								
FROM	PIN	TO	SIGNAL	SEN	Y	COLOR	GROUP	ROUTE	REMARKS	NOTE
	001	13XA29-044	GRO329						GRD	
	002								GRD	
	003									
	004									
	005								+5VDC	
	006								+5VDC	
13XA22-074	007	13J001-C47	GLS601*							
13XA25-052	008	13J001-046	QUU999*							
	009									
13XA20-065	010	13XA29-C17	CUP000							
13XA24-042	011		CUC9CC	P		T2222	T6008			
	011	13J001-040	CUC900	C		T2222	T6009			
13XA24-039	012		CUC900*	P		T2222	T6008			
	012	13J001-039	CUC9CC*	C		T2222	T6009			
	013									
	014									
	015									
	016									
13XA29-010	017	13J001-048	CUPCCC							
	018									
	019									
	020									
	021								KEY	
	022								KEY	
	023									
13XA20-032	024	13XA29-C35	INW013							
	025	13XA29-C36	LW0113							
13XA25-016	026		TKA101*			T2222	T6010			

SECTION II A(4). LOGIC CONTROL UNIT CARD CAGE NO. 3 WIRE LIST

COMPONENT 13XA29-		CONNECTOR (COMP. CARD NO. 2)								
FROM	PIN	TO	SIGNAL	SEN	Y	COLOR	GROUP	ROUTE	REMARKS	NOTE
	026	13XA29-031	TKA101° 7/							
13XA29-001	027		GR0325	A		T2222	TC010			
	027	13J002-C19	GR0325	E		T2RAT	TC007			
	028	13J002-C55	GR0100°			T2222	TC007			
	029									
	030									
13XA29-026	031	13XA29-032	TKA101° E							
13XA29-031	032		TKA101° E							
	033									
	034									
13XA29-024	035		UW013							
13XA29-025	036		UW113							
	037									
	038									
	039									
13XA19-007	040	13J002-017	GYR305°							
13XA13-004	041	13J001-151	AYR301°							
13XA29-000	042		XKA001°							
	043									
13XA29-001	044	13XA29-C56	GR0329							
	045									
	046									
	047									
	048									
	049									
	050									
	051									
	052									

SECTION II A(4). LOGIC CONTROL UNIT CARD CAGE NO. 3 WIRE LIST

COMPONENT 13KA29-		CONNECTOR (COMPAT CARD NO. 2)								
FROM	PIN	TO	SIGNAL	SLY	Y	COLOR	GROUP	ROUTE	REMARKS	NOTE
	053									
	054									
13KA25-109	055		XXX000						E	
	055	13J002-016	XXX000						F	
13KA29-044	056	13KA29-064	GRD329							
13KA29-070	057	13KA29-068	XKA002							
	058									
	059									
	060									
	061									
	062									
	063									
13KA29-056	064		GRD329							
	065									
13KA29-057	066	13KA29-068	XKA002							
	067									
13KA29-066	068		XKA002							
	069									
	070									
13KA19-051	071	13J001-C77	CLX303							
13KA24-044	072	13J001-C76	CLX302							
13KA24-018	073	13J001-075	CLX301							
13KA24-016	074	13J001-074	CLX300							
13KA12-065	075	13J001-112	AEC317							
13KA12-063	076	13J001-111	AE1030							
	077									
	078									
	079									

SECTION II A(4). LOGIC CONTROL UNIT CARD CAGE NO. 3 WIRE LIST

COMPONENT 13XA29-		CONNECTOR (CIRCUIT CARD NO. 21)									
FROM	PIN	TO	SIGNAL	SEN	A	V	COLOR	GROUP	ROUTE	REMARKS	NOTE
	080										
	081										
	082										
	083										
	084										
	085										
	086										
13XA16-024	087	13J001-C70	GUX309*								
13XA16-030	088	13J001-C02	GUX308*								
13XA19-033	089	13J001-C01	GUX307*								
13XA19-039	090	13J001-079	GUX306*								
13XA19-057	091	13J001-C0C	GUX305*								
13XA24-072	092	13J001-C73	GUX304*								
	093										
	094										
	095										
	096										
	097										
	098										
	099										
	100										
	101										
	102										
	103	13J002-013	GRO320	C		T2NAT		TG013			
	104	13J001-C25	GRO320	C							
	105	13J002-012	XKS000*	C		T2222		TG013			
	106	13J001-024	XKS000*	C							

SECTION II A(4). LOGIC CONTROL UNIT CARD CAGE NO. 3 WIRE LIST

COMPONENT 13XA30-		CONNECTOR (COMP. CARD NO. 1)								
FROM	PIN	TO	SIGNAL	SER.	NO.	COLOR	GROUP	ROUTE	REMARKS	NOTE
	001	13J002-010	GRD330						GRD	
	002								GRD	
	003									
	004									
	005								+5VDC	
	006								+5VDC	
13XA10-020	007	13J001-135	SKD0040							
13XA10-026	008	13J001-136	SKD0030							
13XA10-023	009	13J001-137	SKD0020							
13XA10-020	010	13J001-138	SKD0010							
13XA00-029	011	13J001-125	SKF002							
13XA00-020	012	13J001-123	SKF001							
	013									
	014									
	015									
	016									
	017									
	018									
	019									
	020									
	021								KEY	
	022									
13XA10-071	023	13J001-100	SKD2020							
13XA10-068	024	13J001-101	SKD2010							
13XA10-065	025	13J001-102	SKD1040							
13XA10-062	026	13J001-132	SKD1030							
13XA10-059	027	13J001-133	SKD1020							
13XA10-056	028	13J001-134	SKD1010							

SECTION II A(4). LOGIC CONTROL UNIT CARD CAGE NO. 3 WIRE LIST

COMPONENT 13XA30-		CONNECTOR (COMPNT CARE NO. 1)									
FROM	PIN	TO	SIGNAL	SEC	A	V	COLOR	GROUP	ROUTE	REMARKS	NOTE
	029										
	030									KEY	
	031										
	032										
	033										
	034										
	035										
	036										
	037										
	038										
13XA25-092	039	13J001-092	SKA0030								
13XA25-065	040	13J001-C91	SKA0020								
13XA25-054	041	13J001-C90	SKA0010								
13XA25-014	042	13J001-042	00S6000								
13XA10-077	043	13J001-098	SK02040								
13XA10-074	044	13J001-C99	SK02030								
	045										
	046										
	047										
	048										
	049										
	050										
	051										
	052										
	053										
	054										
13XA10-001	055	13J001-102	XAX126								
13XA10-002	056	13J001-001	SK00100								

SECTION II A(4). LOGIC CONTROL UNIT CARD CAGE NO. 3 WIRE LIST

COMPONENT 13XA3C-		CONNECTOR (COMPNT CARE NO. 1)									
FROM	MIN	TO	SIGNAL	SEC	A	B	COLOR	GROUP	ROUTE	REMARKS	NOTE
13XA25-096	057	13J001-097	SKA007*								
13XA24-010	058	13J001-096	SKA006*								
13XA24-008	059	13J001-095	SKA005*								
13XA27-102	060	13J001-093	SKA004*								
	061										
	062										
	063										
	064										
	065										
	066										
	067										
	068										
	069										
	070										
13XA22-092	071	13J001-107	AAC003*								
13XA26-098	072	13J001-110	IPJ137*								
13XA19-090	073	13J001-145	IVX502*								
13XA20-021	074	13J001-185	XAX123								
13XA20-009	075	13J001-184	XAX124								
13XA18-093	076	13J001-183	XAX125								
	077										
	078										
	079										
	080										
	081										
	082										
	083										
	084										

SECTION II A(4). LOGIC CONTROL UNIT CARD CAGE NO. 3 WIRE LIST

COMPONENT 13KA30-		CONNECTOR (COMPNT CARD NO. 1)								
FROM	PIN	TO	SIGNAL	SEC	CO	COLOR	GROUP	ROUTE	REMARKS	NOTE
	085									
	086									
13KA12-048	087	13J001-181	IAT141*							
13KA16-032	088	13J001-180	IAS132*							
13KA05-080	089	13J001-108	IPJ096*							
13KA05-057	090	13J001-109	IPJ192*							
13KA22-095	091	13J001-143	AFC318*							
13KA24-096	092	13J001-113	IEC355*							
	093									
	094									
	095									
	096									
	097									
	098									
	099									
	100									
	101									
	102									
	103	13J001-131	GR0328	B		T2NAT		T6012		
	104	13J002-131	GR0328	A		T2NAT		T6011		
	105	13J001-130	XKS000*	B		T2222		T6012		
	106	13J002-130	XKS000*	A		T2222		T6011		

SECTION II B(4). LOGIC CONTROL UNIT CARD CAGE NO. 3 CIRCUIT LIST

FROM	TO	SIGNAL	RELAY	COLOR	GROUP	ROUTE	REMARKS	NOTE
13KA22-092	13KA30-071	AA00030						
13KA30-071	13J001-107	AA00030						
13KA01-071	13KA26-087	AA01000						
13KA26-087	13J002-191	AA01000						
13KA01-036	13KA08-046	AA01010						
13KA08-046	13KA14-065	AA01010						
13KA14-065	13J002-192	AA01010						
13KA01-098	13J002-193	AA01020						
13KA08-050	13J002-194	AA01040						
13KA08-052	13J002-195	AA01050						
13KA26-080	13J002-243	AA01100						
13KA07-029	13KA13-008	AA01150						
13KA13-008	13J002-200	AA01150						
13KA01-037	13KA26-086	AA0300						
13KA15-044	13KA19-082	AA05410						
13KA19-082	13J002-159	AA05410						
13KA01-094	13KA03-066	AA5142						
13KA03-066	13KA03-074	AA5142						

SECTION II B(4). LOGIC CONTROL UNIT CARD CAGE NO. 3 CIRCUIT LIST

FROM	TO	SIGNAL	COLAR	GROUP	ROUTE	REMARKS	NOTE
13XA03-074	13XA04-088	AA5142					
13XA04-088	13XA12-056	AA5142					
13XA12-056	13XA16-C91	AA5142					
13XA18-017	13J002-041	ABC7520					
13XA19-081	13XA23-080	AB03110					
13XA23-080	13J002-08C	AB03110					
13XA19-018	13XA23-C77	AB03120					
13XA23-077	13XA23-079	AB03120					
13XA23-079	13J002-081	AB03120					
13XA12-045	13XA29-C75	AEC3170					
13XA29-075	13J001-112	AEC3170					
13XA22-021	13XA22-095	AEC3180					
13XA22-095	13XA30-C91	AEC3180					
13XA30-091	13J001-143	AEC3180					
13XA12-063	13XA29-076	AE10300					
13XA29-076	13J001-111	AE10300					
13XA00-065	13XA27-040	AKA003					
13XA27-040	13XA27-C91	AKA003					
13XA27-C91	13XA28-057	AKA003					
13XA28-057	13XA28-069	AKA003					
13XA28-069	13XA28-C91	AKA003					

SECTION II B(4). LOGIC CONTROL UNIT CARD CAGE NO. 3 CIRCUIT LIST

FROM	TO	SIGNAL	COLAR	GROUP	ROUTE	REMARKS	NOTE
13KA20-091	13KA20-C99	AKA003					
13KA25-056	13KA20-C17	AKA004					
13KA20-017	13KA20-072	AKA004					
13KA25-055	13KA25-C6C	AKA004*					
13KA25-040	13KA25-C59	AKA007*					
13KA25-050	13KA27-C31	AKA008					
13KA25-061	13KA27-022	AKA009*					
13KA27-061	13KA27-C65	AKA012					
13KA25-041	13KA27-063	AKA013*					
13KA27-063	13KA27-064	AKA013*					
13KA07-000	13KA27-C71	AKA015					
13KA27-071	13KA27-072	AKA015					
13KA27-072	13J001-207	AKA015					
13KA27-069	13KA20-C08	AKA016*					
13KA25-034	13KA20-C04	AKA017*					
13KA25-037	13KA20-007	AKA019*					

SECTION II B(4). LOGIC CONTROL UNIT CARD CAGE NO. 3 CIRCUIT LIST

FROM	TO	SIGNAL	COL	ROW	COL	GROUP	ROUTE	REMARKS	NOTI
13KA25-029	13KA25-031	AKA022*							
13KA25-020	13KA20-010	AKA023							
13KA25-022	13KA20-030	AKA104							
13KA25-025	13KA20-074	AKA100							
13KA20-074	13J001-09C	AKA100							
13KA25-000	13J002-005	AKA123			T2222	T6002			
13KA25-019	13KA27-056	AKA124							
13KA27-056	13KA27-057	AKA124							
13KA27-057	13KA27-059	AKA124							
13KA27-059	13KA27-060	AKA124							
13KA25-064	13KA25-077	AKA204							
13KA23-097	13J001-004	AKA210*							
13KA25-073	13KA25-090	AKA211*							
13KA22-075	13KA25-067	AKA213*							
13KA25-076	13KA25-100	AKA214*							
13KA22-062	13KA25-050	AKA215*							
13KA25-090	13KA25-079	AKA215*							

SECTION II B(4). LOGIC CONTROL UNIT CARD CAGE NO. 3 CIRCUIT LIST

FROM	TO	SIGNAL	PAR	Y	COLOR	GROUP	ROUTE	REMARKS	NOTE
13KA24-012	13KA25-002	AKA217°							
13KA25-030	13KA25-070	AKA223°							
13KA24-037	13KA24-041	AKA333							
13J001-243	13KA13-042	AKA343° A							
13KA13-042	13KA24-040	AKA343° A							
13KA24-040	13KA24-056	AKA343° A							
13KA24-056	13KA24-057	AKA343° A							
13KA24-057	13J001-C20	AKA343° B			T2222	TC001			
13KA24-055	13J002-007	AKA35?			T2222	TC003			
13KA07-021	13KA16-061	AKB111°							
13KA13-014	13KA13-063	AKB226°							
13KA13-063	13KA13-069	AKB226°							
13KA13-061	13KA13-073	AKB227							
13KA13-062	13KA13-070	AKB228°							
13KA13-070	13KA13-072	AKB228°							
13KA06-008	13KA09-073	AKC121°							
13KA06-010	13KA09-078	AKC161°							
13KA09-078	13KA09-084	AKC161°							

SECTION II B(4). LOGIC CONTROL UNIT CARD CAGE NO. 3 CIRCUIT LIST

FROM	TO	SIGNAL	COLAR	GROUP	ROUTE	REMARKS
13XA05-039	13XA09-083	AKC191°				
13XA09-077	13XA09-086	AKC192				
13XA08-014	13XA09-089	AKC221°				
13XA08-016	13XA09-092	AKC261°				
13XA09-092	13XA09-098	AKC261°				
13XA05-041	13XA09-097	AKC291°				
13XA09-091	13XA09-100	AKC252				
13XA10-019	13XA10-032	AKD011				
13XA10-022	13XA10-035	AKD012				
13XA10-025	13XA10-038	AKD013				
13XA10-028	13XA10-041	AKD014				
13XA06-049	13XA10-031	AKD031°				
13XA06-056	13XA10-034	AKD032°				
13XA06-063	13XA10-037	AKD033°				

SECTION II B(4). LOGIC CONTROL UNIT CARD CAGE NO. 3 CIRCUIT LIST

FROM	TO	SIGNAL	RELAY	COLOR	GROUP	ROUTE	REMARKS	NOTE
13KA06-070	13KA10-040	AK00340						
13KA10-055	13KA11-056	AK0111						
13KA10-050	13KA11-059	AK0112						
13KA10-061	13KA11-062	AK0113						
13KA10-064	13KA11-065	AK0114						
13KA10-057	13KA11-019	AK01210						
13KA10-060	13KA11-022	AK01220						
13KA10-063	13KA11-025	AK01230						
13KA10-066	13KA11-028	AK01240						
13KA09-007	13KA11-055	AK01310						
13KA09-014	13KA11-058	AK01320						
13KA09-021	13KA11-061	AK01330						
13KA09-020	13KA11-064	AK01340						
13KA10-067	13KA11-060	AK0211						

SECTION II B(4). LOGIC CONTROL UNIT CARD CAGE NO. 3 CIRCUIT LIST

FROM	TO	SIGNAL	INDEX	COLOR	GROUP	ROUTE	REMARKS	NOTE
13XA10-070	13XA11-071	AK0212						
13XA10-073	13XA11-074	AK0213						
13XA10-076	13XA11-077	AK0214						
13XA10-069	13XA11-031	AK0221*						
13XA10-072	13XA11-074	AK0222*						
13XA10-075	13XA11-037	AK0223*						
13XA10-078	13XA11-040	AK0224*						
13XA09-035	13XA11-067	AK0231*						
13XA09-042	13XA11-070	AK0232*						
13XA09-049	13XA11-073	AK0233*						
13XA09-056	13XA11-076	AK0234*						
13XA22-050	13XA26-070	AKE332*						
13XA26-008	13XA26-009	AKE421						
13XA26-009	13XA26-075	AKE421						

SECTION II B(4). LOGIC CONTROL UNIT CARD CAGE NO. 3 CIRCUIT LIST

FROM	TO	SIGNAL	UNIT	COLOR	GROUP	ROUTE	REMARKS	NOTE
13KA06-083	13KA06-C93	AKF1130						
13KA06-096	13KA06-097	AKF123						
13KA06-037	13KA06-092	AKF123						
13KA06-092	13J002-067	AKF123						
13KA01-050	13KA04-C31	AKR3040						
13KA04-031	13KA01-050	AKR3040						
13KA04-059	13KA04-100	AKR3040						
13KA04-100	13KA06-C31	AKR3040						
13KA23-073	13KA23-089	AKR3230						
13KA06-099	13KA06-C73	AKR3310						
13KA06-073	13KA06-C70	AKR3310						
13KA01-017	13KA01-C31	AKS3010						
13KA01-031	13KA01-C45	AKS3010						
13KA01-045	13KA01-073	AKS3010						
13KA01-073	13KA01-100	AKS3010						
13KA04-017	13KA04-C45	AKS3040						
13KA04-045	13KA04-073	AKS3040						
13KA04-073	13KA04-C03	AKS3040						
13KA06-045	13KA06-C97	AKS3040						

SECTION II B(4). LOGIC CONTROL UNIT CARD CAGE NO. 3 CIRCUIT LIST

FROM	TO	SIGNAL	UNIT	COLOR	GROUP	ROUTE	REMARKS	NOTE
13XA13-017	13XA13-C64	AKS3130						
13XA23-017	13XA23-031	AKS3230						
13XA23-031	13XA23-083	AKS3230						
13XA04-100	13XA09-C73	AKT3060						
13XA02-019	13XA02-024	APA0110						
13XA02-024	13XA02-026	APA0110						
13XA16-073	13XA16-C93	APA012						
13XA02-034	13XA02-C38	APA013						
13XA02-064	13XA07-084	APA0160						
13XA02-025	13XA02-C79	APA021						
13XA02-C09	13XA02-022	APA022						
13XA02-022	13XA02-081	APA022						
13XA01-028	13XA02-037	APA0230						
13XA02-037	13XA09-C67	APA0230						
13XA02-028	13XA07-C32	APA0310						
13XA02-040	13XA02-C56	APA033						
13XA02-056	13XA02-C59	APA033						

SECTION II B(4). LOGIC CONTROL UNIT CARD CAGE NO. 3 CIRCUIT LIST

FROM	TO	SIGNAL	DEF	COLOR	GROUP	ROUTE	REMARKS	NOTE
13XA02-070	13XA02-093	AMA0350						
13XA01-068	13XA01-009	AMA041						
13XA01-009	13XA02-031	AMA041						
13XA01-099	13XA02-041	AMA0430						
13XA02-041	13XA02-055	AMA0430						
13XA02-055	13XA02-062	AMA0430						
13XA02-062	13XA22-098	AMA0430						
13XA02-041	13J002-227	AMA0520						
13XA02-050	13J002-228	AMA0540						
13XA01-051	13XA01-097	AMA103						
13XA01-086	13XA03-021	APA110						
13XA03-021	13XA03-004	APA110						
13XA03-004	13XA05-086	APA110						
13J001-212	13XA02-073	APA1150 A						
13XA02-073	13J002-211	APA1150 A						
13XA02-073	13J002-229	APA1150 B						
13XA02-076	13XA03-029	APA116						
13XA01-075	13XA01-080	APA124						
13XA01-080	13XA03-063	APA124						

SECTION II B(4). LOGIC CONTROL UNIT CARD CAGE NO. 3 CIRCUIT LIST

FROM	TO	SIGNAL	DEF	Y	COLOR	GROUP	ROUTE	REMARKS	NOTE
13XA03-063	13XA00-C54	APA124							
13XA01-083	13XA02-057	APA129							
13XA01-089	13XA01-C93	APA133							
13XA01-078	13XA03-098	APA134							
13XA01-064	13XA01-092	APA143							
13XA01-092	13XA03-C46	APA143							
13XA02-050	13XA02-C51	APA191							
13XA02-051	13XA02-053	APA191							
13XA02-053	13XA02-054	APA191							
13XA02-054	13XA02-C67	APA191							
13XA04-073	13XA05-C74	APB025							
13XA05-074	13XA16-C34	APB025							
13XA16-057	13XA16-C58	APB025							
13XA16-058	13XA27-C84	APB025							
13XA22-084	13XA24-C33	APB025							
13XA04-075	13XA04-C79	APB041							
13XA04-044	13XA04-C78	APB051							

SECTION II B(4). LOGIC CONTROL UNIT CARD CAGE NO. 3 CIRCUIT LIST

FROM	TO	SIGNAL	SEC	COLOR	GROUP	ROUTE	REMARKS	NOTE
13XA01-032	13XA16-C36	AMP1150						
13XA16-036	13XA16-037	AMP1150						
13XA21-099	13XA24-031	AMP1390						
13XA24-031	13J002-C09	AMP1390						
13XA16-055	13XA21-C18	AMP2390						
13XA21-018	13XA22-101	AMP2390						
13XA04-089	13XA12-046	APC022						
13XA03-014	13XA04-C92	APC0310						
13XA04-C92	13XA07-C71	APC0310						
13XA01-057	13XA04-C22	APC0620						
13XA04-022	13XA04-C29	APC0620						
13XA04-029	13XA04-C86	APC0620						
13XA04-086	13J002-048	APC0620						
13XA03-010	13XA04-097	APC073						
13XA04-097	13XA23-065	APC073						
13XA23-065	13XA23-067	APC073						
13XA01-087	13XA08-069	APC0310						
13XA08-069	13XA18-C29	APC0310						
13XA18-029	13J002-C58	APC0310						

SECTION II B(4). LOGIC CONTROL UNIT CARD CAGE NO. 3 CIRCUIT LIST

FROM	TO	SIGNAL	PLC	COLOR	GROUP	ROUTE	REMARKS	NOTE
13XA06-075	13XA07-C08	AMP0210						
13XA06-028	13XA14-C4C	APV042						
13XA06-084	13XA06-C9C	AMP052						
13XA06-077	13XA06-C88	AMP0620						
13XA06-088	13XA06-089	APV0620						
13XA14-046	13XA14-C76	AMP082						
13XA14-074	13J001-216	AMP082						
13XA16-067	13XA16-C77	AMP0830						
13J001-121	13XA23-092	AMP1610						
13XA23-092	13J002-C62	AMP1610						
13XA16-033	13XA16-C64	AMP1710						
13XA01-067	13XA02-C77	APB0510						
13XA02-077	13XA20-017	APB0510						
13XA20-017	13J002-12C	APB0510						
13XA18-084	13J002-044	APB0520						
13XA19-011	13J002-155	APB1310						

SECTION II B(4). LOGIC CONTROL UNIT CARD CAGE NO. 3 CIRCUIT LIST

FROM	TO	SIGNAL	REF	COLOR	GROUP	ROUTE	REMARKS	NOTE
13XA15-050	13J002-C70	APF0110						
13XA02-020	13XA06-C04	APF361						
13XA06-004	13J002-219	APF361						
13XA26-097	13XA26-101	APJ235						
13XA16-016	13XA26-100	APJ3350						
13XA24-004	13J002-110	APL011						
13XA04-000	13XA05-056	APL1130						
13XA05-056	13J002-103	APL1130						
13XA26-099	13J002-121	APR4120						
13XA04-043	13XA06-043	APT7410						
13XA06-043	13J002-176	APT7410						
13XA16-011	13J002-C90	ATB2070						
13XA23-009	13XA24-C97	ATL201						
13XA24-092	13J002-197	ATL201						
13XA15-059	13J002-132	ATL4210						
13XA15-057	13J002-101	ATL5210						

SECTION II B(4). LOGIC CONTROL UNIT CARD CAGE NO. 3 CIRCUIT LIST

FROM	TO	SIGNAL	POS	COLAR	GROUP	ROUTE	REMARKS	NOTE
13XA24-102	13J001-244	AVT114						
13XA16-019	13XA16-023	AVA311*						
13XA16-022	13J002-103	AVA321						
13XA16-025	13XA16-C29	AVB311*						
13XA16-028	13J002-023	AVB321						
13XA19-028	13XA19-C32	AVC311*						
13XA19-031	13J002-C27	AVC321						
13XA19-034	13XA19-038	AVD311*						
13XA19-037	13J002-C31	AVD321						
13XA19-040	13XA19-C56	AVE311*						
13XA19-055	13J002-C35	AVE321						
13XA19-058	13XA19-C62	AVF311*						
13XA19-061	13J002-C72	AVF321						
13J001-187	13XA19-076	AVR221						
13XA19-076	13J001-239	AVR221						

SECTION II B(4). LOGIC CONTROL UNIT CARD CAGE NO. 3 CIRCUIT LIST

FROM	TO	SIGNAL	RELAY	CONTACT	COLOR	GROUP	ROUTE	REMARKS	NOTE
13XA15-052	13XA19-025	AVL2110							
13XA21-009	13XA21-019	AVR0210							
13XA21-010	13XA21-022	AVR0220							
13XA21-022	13XA22-022	AVR0220							
13XA21-011	13XA21-025	AVR0230							
13XA21-025	13XA22-102	AVR0230							
13XA21-012	13XA21-028	AVR0240							
13XA21-028	13J001-177	AVR0240							
13XA21-015	13XA21-031	✓ 250							
13XA21-031	13XA24-035	250 250							
13XA21-034	13XA21-045	AVR0240							
13XA21-045	13XA21-072	AVR0240							
13XA21-037	13XA21-051	AVR0270							
13XA21-051	13XA21-075	AVR0270							
13XA21-040	13XA21-093	AVR0280							
13XA21-093	13XA26-090	AVR0280							
13XA26-090	13XA26-093	AVR0280							
13XA21-055	13J002-063	AVR0290							

SECTION II B(4). LOGIC CONTROL UNIT CARD CAGE NO. 3 CIRCUIT LIST

FROM	TO	SIGNAL	BOX	COLOR	GROUP	ROUTE	REMARKS	NOTE
13XA12-012	13XA12-024	AVR036						
13XA12-024	13XA12-C36	AVR036						
13XA12-036	13XA12-C72	AVR036						
13XA12-072	13XA12-C06	AVR036						
13XA12-084	13XA12-C96	AVR036						
13XA12-096	13XA14-C12	AVR036						
13XA14-012	13XA14-C24	AVR036						
13XA14-024	13XA16-C20	AVR036						
13XA16-020	13XA16-C26	AVR036						
13XA16-026	13XA21-C70	AVR036						
13XA12-016	13XA12-C28	AVR037						
13XA12-C28	13XA12-C40	AVR037						
13XA12-040	13XA12-C76	AVR037						
13XA12-076	13XA12-088	AVR037						
13XA12-088	13XA12-100	AVR037						
13XA12-100	13XA14-C16	AVR037						
13XA14-016	13XA14-C28	AVR037						
13XA14-028	13XA14-C40	AVR037						
13XA14-040	13XA21-073	AVR037						
13XA16-053	13XA24-C22	AVR0410						
13XA24-022	13XA24-C75	AVR0410						
13XA24-075	13XA24-C77	AVR0410						
13XA21-058	13J002-C64	AVR1200						

SECTION II B(4). LOGIC CONTROL UNIT CARD CAGE NO. 3 CIRCUIT LIST

FROM	TO	SIGNAL	POS	COLR	GROUP	ROUTE	REMARKS	NOTE
13KA21-061	13J002-065	AVW121°						
13KA21-064	13J002-066	AVW122°						
13KA21-067	13J002-067	AVW123°						
13KA24-028	13J002-068	AVW124°						
13KA19-019	13J002-069	AVW125°						
13KA19-022	13J002-070	AVW126°						
13KA12-044	13KA24-C19	AVW214°						
13KA19-063	13KA24-C70	AVW314°						
13KA24-058	13KA24-C62	AVW315						
13KA24-062	13KA24-065	AVW315						
13KA24-065	13KA24-068	AVW315						
13KA24-068	13KA24-C71	AVW315						
13KA24-060	13KA24-067	AVW325°						
13KA24-088	13KA24-C94	AVW611						
13KA21-017	13KA22-C20	AVW622°						
13KA22-020	13KA24-085	AVW622°						

SECTION II B(4). LOGIC CONTROL UNIT CARD CAGE NO. 3 CIRCUIT LIST

FROM	TO	SIGNAL	DEF	COLOR	GROUP	ROUTE	REMARKS	NOTE
13KA21-016	13KA22-C99	AVR631°						
13KA22-099	13KA24-C82	AVR631°						
13KA16-050	13KA21-C95	AVR641°						
13KA21-095	13KA24-C79	AVR641°						
13KA24-034	13KA24-100	AVR651						
13KA14-044	13J002-134	AVS021°						
13KA19-073	13KA20-C68	AVR001						
13KA26-084	13J002-158	AVR071						
13KA13-084	13KA29-041	AVR081°						
13KA29-041	13J001-151	AVR081°						
13KA21-077	13J002-138	AVR100°						
13KA16-068	13KA21-076	AVR200						
13KA21-076	13KA23-094	AVR200						
13KA23-094	13KA24-C14	AVR200						
13KA23-045	13KA23-C98	AVR371°						
13KA23-099	13KA26-062	AVR371°						
13KA26-062	13KA26-C83	AVR371°						

SECTION II B(4). LOGIC CONTROL UNIT CARD CAGE NO. 3 CIRCUIT LIST

FROM	TO	SIGNAL	COLP	GROUP	ROUTE	REMARKS	NOTE
13KA19-064	13KA19-071	AVX0110					
13KA19-070	13KA23-C3C	AVX012					
13KA19-067	13KA19-072	AVX0210					
13KA18-027	13KA23-C75	AVX030					
13KA18-015	13KA23-C70	AVX040					
13KA23-016	13J001-205	BAC23C					
13KA08-044	13J002-196	BAD1000					
13KA06-021	13KA07-C39	BAD1130					
13KA07-039	13J002-198	BAD1130					
13KA07-030	13J002-199	BAD1140					
13KA12-062	13J002-201	BAC1100					
13KA24-059	13J002-202	BAD1300					
13KA06-014	13KA13-011	BKA2100					
13KA13-011	13KA13-C71	BKA2100					
13KA13-071	13KA13-C74	BKA2100					
13KA13-074	13KA22-C79	BKA2100					

SECTION II B(4). LOGIC CONTROL UNIT CARD CAGE NO. 3 CIRCUIT LIST

FROM	TO	SIGNAL	TYPE	COLOR	GROUP	ROUTE	REMARKS	NOTE
13KA22-061	13KA25-102	0KA225						
13KA03-054	13KA06-094	0KA2370						
13KA06-094	13KA07-065	0KA2370						
13KA04-051	13KA07-019	0KB011						
13KA06-016	13KA07-023	0KB012						
13KA02-035	13KA06-011	0KB0310						
13KA06-011	13KA07-025	0KB0310						
13KA07-025	13KA13-035	0KB0310						
13KA02-098	13KA02-099	0KB032						
13KA02-099	13KA07-055	0KB032						
13KA07-055	13KA28-079	0KB032						
13KA28-079	13J002-233	0KB032						
13KA07-046	13KA08-074	0KC0210						
13KA07-048	13KA08-083	0KC0610						
13KA08-083	13KA08-086	0KC0610						
13KA05-036	13KA08-085	0KC0910						
13KA22-095	13KA27-015	0KE3010						
13KA27-015	13KA27-016	0KE3010						

SECTION II B(4). LOGIC CONTROL UNIT CARD CAGE NO. 3 CIRCUIT LIST

FROM	TO	SIGNAL	RELAY	COLOR	GROUP	ROUTE	REMARKS	NOTE
13KA22-059	13KA26-048	BKE319°						
13KA22-052	13KA22-055	BKE406°						
13KA22-025	13KA26-077	BKE413°						
13KA08-015	13KA08-024	BKF011°						
13KA07-012	13KA07-014	BKF012						
13KA07-014	13KA08-C21	BKF012						
13KA08-C21	13KA08-C23	BKF012						
13KA08-C23	13KA11-044	BKF012						
13KA11-044	13KA16-058	BKF012						
13KA16-090	13KA25-042	BKF012						
13KA25-042	13KA27-066	BKF012						
13KA06-022	13KA06-029	BKF014°						
13KA06-029	13KA07-044	BKF014°						
13KA07-044	13KA07-C59	BKF014°						
13KA07-061	13KA09-C71	BKF017°						
13KA07-041	13KA07-C79	BKF018°						
13KA07-079	13KA07-C89	BKF018°						
13KA07-089	13KA16-010	BKF018°						
13KA16-010	13J001-153	BKF018°						

SECTION II B(4). LOGIC CONTROL UNIT CARD CAGE NO. 3 CIRCUIT LIST

FROM	TO	SIGNAL	UNIT	COLOR	GROUP	ROUTE	REMARKS	NOTE
13XA04-049	13XA08-055	8X5034°						
13XA07-090	13XA08-061	8XF045						
13XA06-017	13XA08-059	8XF046°						
13XA03-044	13XA03-055	8PA122						
13XA03-019	13XA07-020	8PA131°						
13XA01-090	13XA03-061	8PA135°						
13XA03-061	13XA14-057	8PA135°						
13XA03-025	13XA03-086	8PA154°						
13XA03-059	13XA04-091	8PA162°						
13XA02-096	13XA03-079	8PA163						
13XA03-005	13XA03-089	8PA164						
13XA03-023	13XA19-074	8PA165°						
13XA19-074	13J002-234	8PA165°						
13XA03-003	13J002-231	8PA174°						
13XA05-000	13XA05-019	8WB011°						
13XA05-019	13XA05-024	8WB011°						

SECTION II B(4). LOGIC CONTROL UNIT CARD CAGE NO. 3 CIRCUIT LIST

FROM	TO	SIGNAL	SENSE	COLOR	GROUP	ROUTE	REMARKS	NOTE
13XA05-024	13XA05-C60	0P00110						
13XA05-010	13XA05-023	0P0012						
13XA05-085	13XA16-035	0P00150						
13XA05-040	13XA05-C79	0P0017						
13XA05-055	13XA05-060	0P0018						
13XA05-014	13XA05-025	0P00230						
13XA05-025	13XA05-032	0P00230						
13XA05-059	13XA05-072	0P00280						
13XA16-060	13XA22-003	0P00390						
13XA22-003	13J002-215	0P00390						
13XA05-069	13XA05-083	0P0053						
13XA05-044	13XA05-061	0P0071						
13XA07-010	13XA00-C25	0P00510						
13XA03-016	13XA19-090	0P0112						
13XA19-090	13J002-210	0P0112						

SECTION II B(4). LOGIC CONTROL UNIT CARD CAGE NO. 3 CIRCUIT LIST

FROM	TO	SIGNAL	REF	Y	COLOR	GROUP	ROUTE	REMARKS	NOTE
13XA24-098	13J002-082	BPF092*							
13XA05-012	13XA07-083	BRA1G1							
13XA21-098	13XA22-023	BVN221*							
13XA13-049	13XA27-019	BVN623							
13XA22-056	13XA22-077	BVN022							
13XA22-077	13J002-097	BVN022							
13XA07-042	13J002-203	CAC153*							
13XA12-052	13XA14-055	CAR019							
13XA25-030	13XA28-075	CKAC2C							
13XA25-032	13XA27-052	CKA021							
13XA27-052	13XA28-045	CKA021							
13XA28-045	13XA28-046	CKA021							
13XA28-046	13XA28-060	CKA021							
13XA28-060	13XA28-083	CKA021							
13XA28-083	13XA28-094	CKA021							
13XA28-094	13XA28-102	CKAC21							
13XA02-102	13XA27-033	CKAC25*							

SECTION II B(4). LOGIC CONTROL UNIT CARD CAGE NO. 3 CIRCUIT LIST

FROM	TO	SIGNAL	SEC	Y	COLOR	GROUP	ROUTE	REMARKS	NOTE
13KA27-075	13KA28-007	CKA027*							
13KA25-027	13KA28-C33	CKA107*							
13KA28-033	13KA28-C71	CKA107*							
13KA25-018	13KA27-041	CKA109*							
13KA27-060	13KA27-063	CKA111*							
13KA25-020	13KA25-C21	CKA113*							
13KA25-C21	13KA25-C89	CKA113*							
13KA25-089	13KA25-090	CKA113*							
13KA25-090	13KA28-041	CKA113*							
13KA28-041	13KA28-048	CKA113*							
13KA28-048	13KA28-049	CKA113*							
13KA28-049	13KA28-051	CKA113*							
13KA28-051	13KA28-C52	CKA113*							
13KA22-073	13KA25-026	CKA233							
13KA25-026	13KA25-042	CKA233							
13KA25-042	13KA25-048	CKA233							
13KA25-048	13KA28-C34	CKA233							
13KA28-034	13KA28-C43	CKA233							
13KA12-061	13KA13-016	CKB112							
13KA13-007	13KA13-016	CKB123*							
13KA13-015	13KA13-C37	CKB123*							

SECTION II B(4). LOGIC CONTROL UNIT CARD CAGE NO. 3 CIRCUIT LIST

FROM	TO	SIGNAL	REFS	COLOR	GROUP	ROUTE	REMARKS	NOTE
13XA13-037	13XA13-041	CRC123°						
13XA12-050	13XA13-033	CRC133						
13XA07-052	13XA08-073	CRC053°						
13XA07-054	13XA08-091	CRC054°						
13XA08-037	13XA08-001	CRC092						
13XA04-058	13XA05-037	CRC311						
13XA22-031	13XA22-046	CRC312°						
13XA22-037	13XA26-076	CRC411°						
13J001-218	13XA19-004	CRC521°						
13XA19-004	13XA22-040	CRC521°						
13XA22-040	13XA22-067	CRC521°						
13XA22-067	13XA23-101	CRC521°						
13XA23-101	13J002-241	CRC521°						
13XA06-005	13XA07-037	CRC013						
13XA07-037	13XA07-000	CRC013						
13XA07-016	13XA07-018	CRC022°						
13XA07-018	13XA07-073	CRC022°						

SECTION II B(4). LOGIC CONTROL UNIT CARD CAGE NO. 3 CIRCUIT LIST

FROM	TO	SIGNAL	PERCENT	COLOR	GROUP	ROUTE	REMARKS	NOTE
13XA07-091	13XA08-062	CKF0350						
13XA07-057	13XA07-097	CKF0550						
13XA07-097	13XA08-063	CKF0550						
13XA02-072	13XA07-067	CMA025						
13XA01-094	13XA08-067	CMA1C9						
13XA01-022	13XA02-021	CMA121						
13XA02-021	13XA02-044	CMA121						
13XA02-044	13XA02-065	CMA121						
13XA02-065	13XA02-074	CMA121						
13XA02-074	13XA03-020	CMA121						
13XA03-020	13XA03-026	CMA121						
13XA03-026	13XA07-031	CMA121						
13XA07-031	13XA20-032	CMA121						
13XA03-030	13XA03-050	CMA145						
13XA03-050	13XA03-097	CMA145						
13XA05-052	13XA15-061	CPB0040						
13XA06-044	13XA08-031	CPB016						
13XA12-055	13XA16-059	CPA0190						

SECTION II B(4). LOGIC CONTROL UNIT CARD CAGE NO. 3 CIRCUIT LIST

FROM	TO	SIGNAL	COLAR	GROUP	ROUTE	REMARKS	NOTE
13XA05-016	13XA05-031	CPB024					
13XA02-082	13XA03-637	CPB042					
13XA03-037	13XA05-046	CPB042					
13XA05-046	13XA05-101	CPB042					
13XA05-101	13XA12-057	CPB042					
13XA05-050	13XA05-073	CPB045*					
13XA05-097	13XA14-062	CPB052*					
13XA05-067	13J002-209	CPB063					
13XA03-031	13XA03-040	CPB074					
13XA03-040	13XA03-062	CPB074					
13XA03-062	13XA00-026	CPB074					
13XA06-026	13J001-211	CPB074					
13XA03-002	13XA03-067	CPB075*					
13XA05-091	13J002-208	CPB091					
13XA03-012	13XA03-091	CPC011*					
13XA03-091	13XA04-090	CPC011*					
13XA04-090	13XA04-099	CPC011*					
13XA02-095	13XA03-073	CPC063*					
13XA03-073	13XA04-090	CPC063*					

SECTION II B(4). LOGIC CONTROL UNIT CARD CAGE NO. 3 CIRCUIT LIST

FROM	TO	SIGNAL	COLAR	GROUP	ROUTE	REMARKS	NOTE
13XA02-023	13XA06-C97	CNV053°					
13XA06-097	13XA19-C75	CNV053°					
13XA19-075	13J002-235	CNV053°					
13XA06-040	13XA17-C55	CNV121					
13XA16-039	13J002-083	CPB121					
13XA18-061	13J001-146	CPF203°					
13XA14-061	13J002-712	CPR4C1					
13XA05-093	13J002-180	CPT111°					
13XA06-032	13J002-170	CPT113°					
13XA16-017	13J002-C95	CTM117°					
13JC01-180	13XA20-C55	CVL021					
13XA20-055	13J001-241	CVL021					
13JC01-189	13XA20-061	CVL121					
13XA20-061	13J001-242	CVL121					
13XA22-008	13XA22-091	CVW6C3					
13XA22-091	13J001-214	CVW603					

SECTION II B(4). LOGIC CONTROL UNIT CARD CAGE NO. 3 CIRCUIT LIST

FROM	TO	SIGNAL	RELAY	COLOR	GROUP	ROUTE	REMARKS	NOTE
13KA13-056	13KA22-C97	CVK632						
13KA15-054	13KA15-055	CVK603						
13KA13-083	13KA24-054	CVR391						
13KA01-068	13KA08-C68	CVR1090						
13KA08-068	13J002-102	CVR1090						
13KA18-090	13J002-109	FAA011						
13KA18-078	13J002-110	FAA012						
13KA18-052	13J002-111	FAA013						
13KA18-030	13J002-112	FAA014						
13KA18-018	13J002-113	FAA015						
13KA17-102	13J002-143	FAA016						
13KA17-090	13J002-144	FAA017						
13KA17-078	13J002-145	FAA018						
13KA19-045	13J002-146	FAA011						

SECTION II B(4). LOGIC CONTROL UNIT CARD CAGE NO. 3 CIRCUIT LIST

FROM	TO	SIGNAL	PER	Q	COLOR	GROUP	ROUTE	REMARKS	NOTE
13XA17-042	13J002-147	FBA012							
13XA17-030	13J002-148	FBA013							
13XA17-018	13J002-149	FBA014							
13XA19-040	13J002-150	FBA015							
13XA15-102	13J002-151	FBA016							
13XA15-090	13J002-152	FBA017							
13XA15-078	13J002-153	FBA018							
13XA22-036	13XA22-084	FKE111							
13XA22-086	13XA26-025	FKE111							
13XA22-035	13XA22-088	FKE112							
13XA22-088	13XA26-024	FKE112							
13XA22-012	13XA22-087	FKE113							
13XA22-087	13XA26-023	FKE113							
13XA22-010	13XA26-022	FKE114							
13XA26-022	13XA26-030	FKE114							
13XA26-021	13XA26-031	FKE1140							

SECTION II B(4). LOGIC CONTROL UNIT CARD CAGE NO. 3 CIRCUIT LIST

FROM	TO	SIGNAL	FEEDBACK	COLOR	GROUP	ROUTE	REMARKS	NOTE
13XA22-042	13XA22-044	FKE221						
13XA22-044	13XA26-039	FKE221						
13XA22-016	13XA22-027	FKE222						
13XA22-027	13XA26-030	FKE222						
13XA22-018	13XA22-039	FKE223						
13XA22-039	13XA26-037	FKE223						
13XA22-014	13XA26-036	FKE224						
13XA26-036	13XA26-044	FKE224						
13XA26-035	13XA26-045	FKE224*						
13XA22-072	13XA26-053	FKE511						
13XA22-071	13XA26-052	FKE512						
13XA22-069	13XA26-051	FKE513						
13XA22-068	13XA26-050	FKE514						
13XA20-033	13J002-133	FYR008*						
13XA24-048	13J002-157	FYR015*						
13XA14-051	13XA20-042	FYR016*						
13XA20-042	13XA24-074	FYR016*						

SECTION II B(4). LOGIC CONTROL UNIT CARD CAGE NO. 3 CIRCUIT LIST

FROM	TO	SIGNAL	PORT	COLOR	GROUP	ROUTE	REMARKS	NOTE
13XA24-074	13XA24-C78	FYR016°						
13XA24-078	13XA26-C67	FYR016°						
13XA20-041	13XA21-044	FYR017°						
13XA21-044	13XA21-C71	FYR017°						
13XA21-071	13XA26-C66	FYR017°						
13XA20-038	13XA21-050	FYR018°						
13XA21-050	13XA21-C74	FYR018°						
13XA21-074	13XA26-C65	FYR018°						
13XA26-069	13XA21-092	FYR019°						
13XA21-092	13XA23-036	FYR019°						
13XA23-036	13XA23-C37	FYR019°						
13XA23-037	13XA26-C64	FYR019°						
13XA26-064	13XA26-091	FYR019°						
13XA26-091	13XA26-094	FYR019°						
13XA23-039	13XA23-C46	GAD103°						
13XA23-046	13XA23-053	GAD103°						
13XA23-053	13XA23-060	GAD103°						
13XA23-060	13XA26-C74	GAD103°						
13XA26-074	13J002-137	GAD103°						
13XA27-089	13J001-044	GKA041°						
13XA07-087	13XA16-043	GKA500°						
13XA16-043	13XA16-083	GKA500°						

SECTION II B(4). LOGIC CONTROL UNIT CARD CAGE NO. 3 CIRCUIT LIST

FROM	TO	SIGNAL	PORT	COLOR	GROUP	ROUTE	REMARKS	NOTE
13XA14-023	13XA22-C81	GKA50C°						
13XA22-001	13XA22-C96	GKA500°						
13XA22-096	13XA23-C98	GKA500°						
13XA23-060	13XA24-046	GKA500°						
13XA24-046	13XA24-C89	GKA50C°						
13XA24-389	13XA25-C68	GKA500°						
13XA25-060	13XA28-076	GKA500°						
13XA28-076	13J002-173	GKA500°						
13XA09-012	13XA10-C97	GKC152°						
13XA10-021	13XA10-043	GK0021°						
13XA10-024	13XA10-C49	GK0022°						
13XA14-050	13XA27-C47	GKR00C°						
13XA09-017	13XA09-031	GKR332°						
13XA09-031	13XA10-C91	GKR332°						
13J001-026	13XA14-C52	GKT00C°						
13XA14-057	13XA28-097	GKT00C°						
13XA28-097	13J002-014	GKT000°	B	T2222		T6004		
13XA28-097	13J002-010	GKT00C°	C	T2222		T6005		
13XA16-015	13XA16-C75	GPA014°						
13XA16-075	13XA16-091	GPA014°						

SECTION II B(4). LOGIC CONTROL UNIT CARD CAGE NO. 3 CIRCUIT LIST

FROM	TO	SIGNAL	SEC	Y	COLOR	GROUP	ROUTE	REMARKS	NOTE
13XA02-091	13XA03-010	GPA045							
13XA03-010	13XA06-009	GMA045							
13XA10-101	13J002-043	GPO0510							
13XA04-057	13XA19-097	GPE1230	A						
13XA19-097	13XA22-057	GPE1230	A						
13XA22-057	13XA23-011	GPE1230	A						
13XA23-011	13XA23-010	GPE1230	A						
13XA23-010	13XA23-029	GPE1230	A						
13XA23-029	13XA23-032	GPE1230	A						
13XA23-032	13XA24-069	GPE1230	A						
13XA24-069	13J001-140	GPE1230	A						
13XA24-069	13J002-190	GPE1230	B						
13XA08-001	13J001-124	GR0300						GR0	
13XA14-001	13XA14-009	GR0314	A					GR0	
13XA14-002	13XA14-101	GR0314	B					GR0	
13XA16-001	13J001-002	GR0314						GR0	
13XA18-001	13J001-105	GR0310	A					GR0	
13XA18-002	13XA18-102	GR0310	B					GR0	
13XA24-001	13J001-021	GR0324	A	T2NAT		TC001		GR0	
13XA24-002	13J002-008	GR0324	B	T2NAT		TC003		GR0	

SECTION II B(4). LOGIC CONTROL UNIT CARD CAGE NO. 3 CIRCUIT LIST

FROM	TO	SIGNAL	DEF	Y	COLOR	GROUP	ROUTE	REMARKS	NOTE
13XA25-001	13XA26-C27	GRC325	A		T222	TG010		GRO	
13XA29-027	13J002-019	GRC325	E		T2NAT	TG007			
13XA25-001	13J001-C94	GRC325	C					GRO	
13XA25-001	13J001-031	GRC325	C					GRO	
13XA25-002	13J001-C23	GRC325	E		T2NAT	TG014		GRO	
13XA25-002	13J002-C06	GRC325	F		T2NAT	TG002		GRO	
13XA26-001	13XA26-026	GRC326	A					GRO	
13XA26-026	13XA26-C27	GRC326	A						
13XA26-027	13XA26-C28	GRC326	A						
13XA26-028	13XA26-C29	GRC326	A						
13XA26-002	13J001-004	GRC326	E					GRO	
13XA27-001	13J001-C29	GRC327						GRO	
13XA30-104	13J002-131	GRC328	A		T2NAT	TG011			
13XA30-103	13J001-131	GRC328	E		T2NAT	TG012			
13XA29-104	13J001-C25	GRC328	C						
13XA29-103	13J002-C13	GRC328	C		T2NAT	TG013			
13XA28-001	13XA28-104	GRC328	E					GRO	
13XA26-001	13XA28-103	GRC328	F					GRO	
13XA28-002	13J002-C15	GRC328	G		T2NAT	TG004		GRO	
13XA28-002	13J002-C11	GRC328	F		T2NAT	TG005		GRO	
13XA28-002	13J001-027	GRC328	I					GRO	
13XA29-001	13XA29-C44	GRC329						GRO	
13XA29-044	13XA29-C56	GRC329							
13XA29-056	13XA29-C64	GRC329							

SECTION II B(4). LOGIC CONTROL UNIT CARD CAGE NO. 3 CIRCUIT LIST

FROM	TO	SIGNAL	SEC	MIN	SEC	MIN	SEC	GROUP	ROUTE	REMARKS	NOTE
13XA30-001	13J002-010	GRC33C								GRO	
13XA02-097	13J001-041	GTC001*									
13XA02-049	13J001-049	GTC013*									
13XA20-047	13J002-002	GTC9CC			T2222			T6006			
13XA27-055	13J002-001	GTC900*			T2MAT			T6006			
13XA27-097	13J001-045	GTC000*									
13XA02-043	13J001-050	GTC001*									
13XA19-043	13XA19-050	GVC311*									
13XA19-049	13J001-220	GVC321									
13J001-186	13XA19-091	GVR121									
13XA19-091	13J001-230	GVR121									
13XA14-036	13XA14-072	GVM136									
13XA14-072	13XA14-084	GVM136									
13XA14-084	13XA14-096	GVM136									
13XA14-096	13XA15-012	GVM136									
13XA15-012	13XA15-024	GVM136									
13XA15-024	13XA15-036	GVM136									
13XA15-036	13XA15-072	GVM136									

SECTION II B(4). LOGIC CONTROL UNIT CARD CAGE NO. 3 CIRCUIT LIST

FROM	TO	SIGNAL	REF	COLOR	GROUP	ROUTE	REMARKS	NOTE
13XA15-072	13XA15-084	GVM136						
13XA15-084	13XA15-096	GVM136						
13XA15-096	13XA17-C12	GVM136						
13XA17-012	13XA17-C24	GVM136						
13XA17-024	13XA17-036	GVM136						
13XA17-036	13XA17-C72	GVM136						
13XA17-072	13XA17-C84	GVM136						
13XA17-084	13XA17-C96	GVM136						
13XA17-096	13XA18-C12	GVM136						
13XA18-012	13XA18-C24	GVM136						
13XA18-024	13XA18-C36	GVM136						
13XA18-036	13XA18-C72	GVM136						
13XA18-072	13XA18-C84	GVM136						
13XA18-084	13XA18-C96	GVM136						
13XA18-096	13XA19-C29	GVM136						
13XA19-029	13XA19-C35	GVM136						
13XA19-035	13XA19-C41	GVM136						
13XA19-041	13XA19-044	GVM136						
13XA19-044	13XA19-059	GVM136						
13XA19-059	13XA20-012	GVM136						
13XA20-012	13XA20-C24	GVM136						
13XA20-024	13XA21-C43	GVM136						
13XA14-076	13XA14-C68	GVM137						
13XA14-088	13XA14-100	GVM137						
13XA14-100	13XA15-016	GVM137						
13XA15-016	13XA15-02E	GVM137						
13XA15-02E	13XA15-C4C	GVM137						

SECTION II B(4). LOGIC CONTROL UNIT CARD CAGE NO. 3 CIRCUIT LIST

FROM	TO	SIGNAL	RELAY	COLOR	GROUP	ROUTE	REMARKS	NOTE
13XA15-040	13XA15-076	GVM137						
13XA15-076	13XA15-088	GVM137						
13XA15-088	13XA15-100	GVM137						
13XA15-100	13XA17-016	GVM137						
13XA17-016	13XA17-028	GVM137						
13XA17-028	13XA17-040	GVM137						
13XA17-040	13XA17-076	GVM137						
13XA17-076	13XA17-088	GVM137						
13XA17-088	13XA17-100	GVM137						
13XA17-100	13XA18-016	GVM137						
13XA18-016	13XA18-028	GVM137						
13XA18-028	13XA18-040	GVM137						
13XA18-040	13XA18-076	GVM137						
13XA18-076	13XA18-088	GVM137						
13XA18-088	13XA18-100	GVM137						
13XA18-100	13XA20-016	GVM137						
13XA20-016	13XA20-028	GVM137						
13XA20-028	13XA21-049	GVM137						
13XA17-013	13XA17-025	GVM138						
13XA17-025	13XA17-037	GVM138						
13XA17-037	13XA17-073	GVM138						
13XA17-073	13XA17-085	GVM138						
13XA17-085	13XA17-097	GVM138						
13XA17-097	13XA18-013	GVM138						
13XA18-013	13XA18-025	GVM138						
13XA18-025	13XA18-037	GVM138						
13XA18-037	13XA18-073	GVM138						

SECTION II B(4). LOGIC CONTROL UNIT CARD CAGE NO. 3 CIRCUIT LIST

FROM	TO	SIGNAL	RES	COLAR	GROUP	ROUTE	REMARKS	NOTE
13XA18-073	13XA18-085	GVM138						
13XA18-085	13XA18-C97	GVM13F						
13XA18-097	13XA19-026	GVM138						
13XA19-026	13XA20-013	GVM138						
13XA20-013	13XA20-C25	GVM13E						
13XA20-025	13XA21-C91	GVM138						
13XA12-008	13XA12-020	GVM151						
13XA12-020	13XA12-C32	GVM151						
13XA12-032	13XA12-C68	GVM151						
13XA12-068	13XA12-080	GVM151						
13XA12-080	13XA12-C92	GVM151						
13XA12-092	13XA14-CC8	GVM151						
13XA14-008	13XA14-C20	GVM151						
13XA14-020	13XA14-032	GVM151						
13XA14-032	13XA14-068	GVM151						
13XA14-068	13XA14-C80	GVM151						
13XA14-080	13XA14-C92	GVM151						
13XA14-092	13XA15-008	GVM151						
13XA15-008	13XA15-C20	GVM151						
13XA15-020	13XA15-032	GVM151						
13XA15-032	13XA15-068	GVM151						
13XA15-068	13XA15-080	GVM151						
13XA15-080	13XA15-C92	GVM151						
13XA15-092	13XA16-C49	GVM151						
13XA21-097	13J092-071	GVM230						

SECTION II B(4). LOGIC CONTROL UNIT CARD CAGE NO. 3 CIRCUIT LIST

FROM	TO	SIGNAL	SEE/2	COLOR	GROUP	ROUTE	REMARKS	NOTE
13XA13-047	13X001-175	GVH550*						
13XA13-055	13X001-176	GVH551*						
13XA01-028	13XA02-036	GXX331*						
13XA02-036	13XA04-011	GXX331*						
13XA04-011	13XA04-018	GXX331*						
13XA04-018	13XA04-025	GXX331*						
13XA04-025	13XA04-032	GXX331*						
13XA04-032	13XA04-039	GXX331*						
13XA04-039	13XA06-008	GXX331*						
13XA06-008	13XA06-071	GXX331*						
13XA08-071	13XA11-049	GXX331*						
13XA11-049	13XA11-092	GXX331*						
13XA04-046	13XA06-025	GXX332*						
13XA06-025	13XA06-032	GXX332*						
13XA06-032	13XA06-046	GXX332*						
13XA06-046	13XA06-055	GXX332*						
13XA06-055	13XA06-060	GXX332*						
13XA06-060	13XA06-067	GXX332*						
13XA06-067	13XA06-074	GXX332*						
13XA06-074	13XA07-081	GXX332*						
13XA07-081	13XA07-101	GXX332*						
13XA07-101	13XA09-070	GXX332*						
13XA09-070	13XA11-091	GXX332*						

SECTION II B(4). LOGIC CONTROL UNIT CARD CAGE NO. 3 CIRCUIT LIST

FROM	TO	LOCAL	GROUP	NOTE	REMARKS	NOTE
13KA02-101	13KA04-060	GXR3330				
13KA04-060	13KA07-022	GXR3330				
13KA07-022	13KA09-011	GXR3330				
13KA09-011	13KA09-018	GXR3330				
13KA09-018	13KA09-025	GXR3330				
13KA09-025	13KA09-032	GXR3330				
13KA09-032	13KA09-039	GXR3330				
13KA09-039	13KA09-046	GXR3330				
13KA09-046	13KA09-053	GXR3330				
13KA09-053	13KA09-060	GXR3330				
13KA09-060	13KA11-097	GXR3330				
13KA11-097	13KA13-018	GXR3330				
13KA13-018	13KA22-058	GXR3330				
13KA23-035	13KA23-042	GVR0420				
13KA23-042	13KA23-049	GVR0420				
13KA23-049	13KA23-056	GVR0420				
13KA23-056	13KA26-041	GVR0420				
13KA26-041	13J002-156	GVR0420				
13KA29-040	13KA29-040	GVR0050				
13KA29-040	13J002-017	GVR0050				
13KA24-020	13J007-059	IAC2300				
13KA01-072	13KA05-028	IAC301				
13KA05-028	13KA00-045	IAC301				

SECTION II B(4). LOGIC CONTROL UNIT CARD CAGE NO. 3 CIRCUIT LIST

FROM	TO	SIGNAL	USE	COLOR	GROUP	ROUTE	REMARKS	NOTE
13KA01-044	13XA08-049	IAD304						
13KA01-059	13XA08-051	IAD305						
13KA05-020	13XA08-043	IAD306						
13KA12-051	13J001-139	IAR025*						
13KA16-032	13XA30-088	IAS132*						
13KA30-088	13J001-120	IAS132*						
13KA12-046	13XA30-087	IAT141*						
13XA30-087	13J001-101	IAT141*						
13KA24-096	13XA30-092	IEC355*						
13XA30-092	13J001-113	IEC355*						
13KA25-047	13KA25-057	IKA035*						
13KA25-057	13XA27-076	IKA035*						
13XA27-076	13XA28-063	IKA035*						
13KA28-063	13XA28-066	IKA035*						
13KA25-013	13XA27-090	IKA036						
13XA27-090	13XA27-091	IKA036						
13KA07-024	13XA06-050	IKA037						
13XA06-050	13XA06-044	IKA037						
13XA06-044	13XA25-007	IKA037						

SECTION II B(4). LOGIC CONTROL UNIT CARD CAGE NO. 3 CIRCUIT LIST

FROM	TO	SIGNAL	UNIT	COLOR	GROUP	ROUTE	REMARKS	NOTE
13XA25-007	13XA25-C10	1KA037						
13XA25-009	13XA25-012	1KA030 A						
13XA25-012	13J001-022	1KA030 P		T2222	T6014			
13XA25-011	13XA27-C79	1KA039						
13XA25-015	13XA25-044	1KA102						
13XA25-044	13XA25-046	1KA102						
13XA25-017	13XA27-009	1KA110						
13XA25-053	13XA25-074	1KA201						
13XA25-080	13XA25-081	1KA202						
13XA25-081	13XA25-083	1KA202						
13XA25-083	13XA25-091	1KA202						
13XA25-069	13XA25-071	1KA203						
13XA25-071	13XA25-093	1KA203						
13XA25-099	13XA25-C72	1KA205						
13XA25-072	13XA25-C75	1KA205						
13XA25-075	13XA25-078	1KA205						
13XA25-078	13XA25-080	1KA205						
13XA25-080	13XA25-C95	1KA205						

SECTION II B(4). LOGIC CONTROL UNIT CARD CAGE NO. 3 CIRCUIT LIST

FROM	TO	SIGNAL	TYPE	COLOR	GROUP	ROUTE	REMARKS	NOTE
13KA22-002	13KA24-C07	1KA206						
13KA24-009	13KA25-C06	1KA207						
13KA25-097	13KA27-C7C	1KA221						
13KA25-035	13KA25-C99	1KA224						
13KA25-049	13KA27-034	1KA226						
13KA07-006	13KA24-C11	1KA227						
13KA25-101	13KA20-C05	1KA230						
13KA25-051	13KA27-099	1KA243						
13KA27-099	13KA27-101	1KA243						
13KA27-101	13J002-240	1KA243						
13KA03-053	13KA06-023	1KA337						
13KA06-015	13KA06-C10	1KB1130						
13KA06-010	13KA12-C49	1KB1130						
13KA06-050	13KA07-045	1KC031						
13KA07-051	13KA10-C11	1KC063						
13KA10-011	13KA10-C95	1KC063						

SECTION II B(4). LOGIC CONTROL UNIT CARD CAGE NO. 3 CIRCUIT LIST

FROM	TO	LOCAL	PERF	CLASS	GROUP	ROUTE	REMARKS	NOTE
13KA07-053	13KA07-060	INC064						
13KA06-072	13KA07-047	INC071						
13KA08-007	13KA09-C16	INC131						
13KA07-062	13KA07-066	INC162						
13KA07-066	13KA08-011	INC162						
13KA08-011	13KA10-012	INC162						
13KA08-009	13KA09-030	INC171						
13KA08-013	13KA09-044	INC231						
13KA07-063	13KA07-065	INC262						
13KA07-065	13KA08-C17	INC262						
13KA08-015	13KA09-C50	INC271						
13KA07-095	13KA10-041	IK0041						
13KA10-041	13J002-056	IK0041						
13KA22-009	13KA22-C32	IK0302						
13KA22-011	13KA22-033	IK0303						
13KA22-047	13KA22-066	IK0309						

SECTION II B(4). LOGIC CONTROL UNIT CARD CAGE NO. 3 CIRCUIT LIST

FROM	TO	SIGNAL	SENSE	COLOR	GROUP	ROUTE	REMARKS	NOTE
13KA22-045	13KA22-065	IKE322						
13KA22-065	13KA26-080	IKE322						
13KA26-080	13J001-269	IKE322						
13KA22-049	13KA26-058	IKE342						
13KA26-058	13KA26-059	IKE342						
13KA22-013	13KA22-038	IKE4C1						
13KA22-015	13KA22-041	IKE402						
13KA22-017	13KA22-026	IKE403						
13KA22-020	13KA22-043	IKE404						
13KA22-051	13KA26-06C	IKE414						
13KA17-039	13KA23-100	IKE531						
13KA23-100	13J001-204	IKE531						
13KA07-043	13KA08-057	IKF024						
13KA04-030	13KA07-049	IKF133						
13KA04-101	13KA06-080	IKR395						
13KA06-080	13KA10-010	IKR399						
13KA10-010	13KA10-093	IKR395						
13KA10-093	13KA14-049	IKR399						

SECTION II B(4). LOGIC CONTROL UNIT CARD CAGE NO. 3 CIRCUIT LIST

FROM	TO	ALARM	REF	COLOR	GROUP	ROUTE	REMARKS	NOTE
13XA14-049	13XA23-C9C	IKR399						
13XA01-101	13XA04-C04	IKS399						
13XA04-004	13XA06-090	IKS399						
13XA06-090	13XA13-045	IKS399						
13XA13-045	13XA13-065	IKS399						
13XA13-065	13XA14-053	IKS399						
13XA14-053	13XA23-004	IKS399						
13XA23-004	13XA26-C05	IKS399						
13XA06-101	13XA14-C51	IKT399						
13XAC3-017	13XA07-03C	IPAO55°						
13XA02-064	13XA00-C53	IPA124°						
13XA01-079	13XA03-027	IPA125°						
13XA03-027	13XA03-047	IPA125°						
13XA03-047	13XA03-057	IPA125°						
13XA02-011	13XA03-043	IPA132°						
13XA01-065	13XA03-C45	IPA142						
13XA03-045	13XA03-001	IPA142						
13XA03-049	13J002-23C	IK-155°						

SECTION II B(4). LOGIC CONTROL UNIT CARD CAGE NO. 3 CIRCUIT LIST

FROM	TO	SIGNAL	COL	COL	GROUP	ROUTE	REMARKS	NOTE
13KA03-009	13KA03-077	IMA224						
13KA03-077	13KA03-092	IMA224						
13KA03-092	13KA04-024	IMA224						
13KA04-024	13KA05-053	IMA224						
13KA05-026	13KA05-033	IPB005						
13KA05-033	13KA05-051	IPB005						
13KA05-021	13KA05-029	IPB013						
13KA05-029	13KA15-066	IPB013						
13KA15-066	13J002-101	IPB013						
13KA04-009	13KA04-076	IPB021						
13KA04-076	13KA05-007	IPB021						
13KA04-000	13KA05-009	IPB022*						
13KA05-047	13KA05-036	IPB027*						
13KA04-016	13KA05-013	IPB033						
13KA05-013	13KA05-004	IPB033						
13KA04-015	13KA05-015	IPB034						
13KA04-030	13KA05-049	IPB055						
13KA03-032	13KA05-045	IPB064*						

SECTION II B(4). LOGIC CONTROL UNIT CARD CAGE NO. 3 CIRCUIT LIST

FROM	TO	SIGNAL	PERCENT	VOLTS	COLOR	GROUP	ROUTE	REMARKS	NOTE
13XA05-043	13XA05-C92	INB001°							
13XA05-C92	13J002-212	INB001°							
13XA03-007	13XA06-C98	INB005							
13XA05-017	13J001-149	INB135°							
13XA03-011	13XA04-C94	INC021							
13XA12-045	13J001-142	INC032°							
13XA03-C13	13XA04-C37	INC041							
13XA03-009	13XA23-064	INC083°							
13XA12-047	13XA12-C6C	INC193							
13XA05-007	13XA10-C77	IND042							
13XA10-077	13J002-C57	INB042							
13XA04-065	13XA07-007	INW031							
13XA04-072	13XA07-CC9	INW061							
13XA07-009	13XA20-C73	INW061							
13XA20-C73	13XA23-C93	INW061							
13XA14-045	13J001-14C	INW091°							

SECTION II B(4). LOGIC CONTROL UNIT CARD CAGE NO. 3 CIRCUIT LIST

FROM	TO	SIGNAL	RELAY	CHOR	GROUP	ROUTE	REMARKS	NOTE
13XA00-047	13J001-147	INV1910						
13XA01-039	13XA01-043	IPE4220						
13XA01-043	13XA01-050	IPE4220						
13XA01-050	13XA01-06C	IPE4220						
13XA01-060	13XA01-070	IPE4220						
13XA01-070	13XA03-015	IPE4220						
13XA10-062	13XA23-010	IPF153						
13XA23-010	13XA24-097	IPF153						
13XA05-000	13XA30-009	IPJ0960						
13XA30-009	13J001-100	IPJ0960						
13XA26-090	13XA30-072	IPJ1370						
13XA30-072	13J001-110	IPJ1370						
13XA05-057	13XA30-090	IPJ1920						
13XA30-090	13J001-109	IPJ1920						
13XA03-051	13XA05-022	IPN021						
13XA05-071	13J002-179	IPT1320						
13XA05-102	13J002-174	IPT401						
13XA05-011	13J001-174	IRA1110						

SECTION II B(4). LOGIC CONTROL UNIT CARD CAGE NO. 3 CIRCUIT LIST

FROM	TO	SIGNAL	SEC	Y	COLOR	GROUP	ROUTE	REMARKS	NOTE
13KA07-090	13KA14-C59	ITL2110							
13KA14-059	13KA16-C69	ITL2110							
13KA16-005	13KA24-C91	ITL2110							
13KA19-051	13J001-206	IUL221							
13KA20-043	13KA21-C21	IWM011							
13KA20-045	13KA21-C24	IWM012							
13KA20-047	13KA21-C27	IWM013							
13KA20-049	13KA21-C30	IWM014							
13KA20-051	13KA21-C33	IWM015							
13KA20-053	13KA21-C36	IWM016							
13KA18-043	13KA21-C39	IWM017							
13KA18-045	13KA21-042	IWM018							
13KA18-047	13KA21-C56	IWM019							
13KA18-049	13KA21-C59	IWM11C							
13KA18-051	13KA21-042	IWM11:							

SECTION II B(4). LOGIC CONTROL UNIT CARD CAGE NO. 3 CIRCUIT LIST

FROM	TO	SIGNAL	DEF	COLLAR	GROUP	ROUTE	REMARKS	NOTE
13XA19-053	13XA21-065	IWM112						
13XA17-043	13XA21-060	IWM113						
13XA17-045	13XA24-029	IWM114						
13XA17-047	13XA19-020	IWM115						
13XA17-049	13XA19-023	IWM116						
13XA12-043	13XA19-021	IWM224						
13XA19-021	13XA19-024	IWM224						
13XA19-024	13XA21-057	IWM224						
13XA21-057	13XA21-060	IWM224						
13XA21-060	13XA21-063	IWM224						
13XA21-063	13XA21-066	IWM224						
13XA21-066	13XA21-069	IWM224						
13XA21-069	13XA22-029	IWM224						
13XA22-029	13XA24-030	IWM224						
13XA24-015	13J001-240	IWM310						
13XA24-017	13J001-236	IWM311						
13XA24-043	13J001-237	IWM312						
13XA24-045	13XA24-063	IWM310						
13XA24-063	13XA24-066	IWM310						

SECTION II B(4). LOGIC CONTROL UNIT CARD CAGE NO. 3 CIRCUIT LIST

FROM	TO	SIGNAL	RELAY	COLOR	GROUP	ROUTE	REMARKS	NOTE
13KA24-099	13J001-170	IVN5520						
13KA22-053	13KA22-C93	IVN6020						
13KA21-020	13KA21-C23	IVN6040						
13KA21-023	13KA21-C26	IVN6040						
13KA21-026	13KA21-C29	IVN6040						
13KA21-029	13KA21-C32	IVN6040						
13KA21-032	13KA22-C07	IVN6040						
13KA21-035	13KA21-038	IVN6120						
13KA21-038	13KA21-041	IVN6120						
13KA21-041	13KA24-C21	IVN6120						
13KA24-021	13KA24-C93	IVN6120						
13KA24-086	13KA24-095	IVN621						
13KA22-030	13KA24-101	IVN6710						
13KA14-043	13KA16-C38	IVS121						
13KA16-038	13KA16-063	IVS121						
13KA16-063	13KA21-C70	IVS121						
13KA11-050	13KA11-092	IXX330						
13KA11-092	13KA11-098	IXX330						
13KA11-098	13KA13-C09	IXX330						
13KA13-009	13KA14-C47	IXX330						

SECTION II B(4). LOGIC CONTROL UNIT CARD CAGE NO. 3 CIRCUIT LIST

FORM	NO	SIGNAL	COLAR	GROUP	ROUTE	REMARKS	NOTE
13KA15-053	13J001-144	IVK0540					
13KA16-018	4-053	IVR1910					
13KA24-053	13KA24-090	IVR1910					
13KA15-066	13KA24-013	IVR3600					
13KA24-047	13KA24-C50	IVR319					
13KA24-051	13J001-179	IVR319					
13KA24-049	13KA26-C72	IVR3290					
13KA26-072	13KA26-C73	IVR3290					
13KA17-053	13KA17-087	IVX102					
13KA15-043	13KA17-C99	IVX103					
13KA15-045	13KA18-C87	IVX104					
13KA15-047	13KA26-C27	IVX105					
13KA15-046	13KA19-C27	IVX106					
13KA19-090	13KA30-C73	IVX5020					
13KA30-073	13J001-145	IVX5020					

SECTION II B(4). LOGIC CONTROL UNIT CARD CAGE NO. 3 CIRCUIT LIST

FROM	TO	SIGNAL	REF	COLOR	GROUP	ROUTE	REMARKS	NOTE
13KA19-042	13J002-184	K80001						
13KA19-042	13J002-185	K80002						
13KA19-030	13J002-186	K80003						
13KA19-018	13J002-187	K80004						
13KA19-036	13J002-188	K80005						
13KA14-102	13J002-189	K80006						
13KA14-090	13J002-187	K80007						
13KA14-078	13J002-188	K80008						
13KA27-004	13KA28-004	KKA005						
13KA28-004	13KA28-059	KKA005						
13KA28-059	13KA28-093	KKA005						
13KA08-060	13KA27-043	KKA005*						
13KA27-043	13KA28-003	KKA005*						
13KA28-003	13KA28-008	KKA005*						
13KA28-008	13KA28-009	KKA005*						
13KA28-009	13KA28-101	KKA005*						
13KA25-036	13KA27-019	KKA011						
13KA27-019	13KA27-029	KKA011						

SECTION II B(4). LOGIC CONTROL UNIT CARD CAGE NO. 3 CIRCUIT LIST

FROM	TO	SIGNAL	SEC	COLAR	GROUP	ROUTE	REMARKS	NOTE
13KA27-029	13KA27-030	KKA011						
13KA27-030	13KA27-037	KKA011						
13KA27-037	13KA27-038	KKA011						
13KA27-020	13KA27-062	KKA011*						
13KA27-062	13KA27-074	KKA011*						
13KA27-026	13KA27-073	KKA014*						
13KA28-020	13KA28-030	KKA105						
13KA28-030	13KA28-035	KKA105						
13KA27-045	13KA27-046	KKA105*						
13KA27-046	13KA27-087	KKA105*						
13KA27-087	13KA27-088	KKA105*						
13KA27-088	13KA27-098	KKA105*						
13KA27-098	13KA28-019	KKA105*						
13KA28-019	13KA28-022	KKA105*						
13KA28-022	13KA28-023	KKA105*						
13KA28-023	13KA28-029	KKA105*						
13KA27-085	13KA28-027	KKA106						
13KA27-042	13KA28-026	KKA106*						
13KA28-026	13KA28-037	KKA106*						
13KA27-004	13KA28-042	KKA112						

SECTION II B(4). LOGIC CONTROL UNIT CARD CAGE NO. 3 CIRCUIT LIST

FROM	TO	SIGNAL	PERCENT	COLOR	GROUP	ROUTE	REMARKS	NOTE
13KA25-041	13KA27-003	KKA112°						
13KA27-003	13J001-020	KKA112°						
13KA04-040	13KA07-077	KKB021						
13KA01-046	13KA01-053	KKB021°						
13KA01-053	13KA04-047	KKB021°						
13KA04-047	13KA04-050	KKB021°						
13KA04-050	13KA20-000	KKB021°						
13KA06-013	13KA07-056	KKB022						
13KA07-056	13J001-213	KKB022						
13KA06-012	13KA09-072	KKB 12°						
13KA13-013	13KA13-043	KKB122						
13KA13-003	13KA27-000	KKB124°						
13KA06-040	13KA06-057	KKC011						
13KA06-057	13KA06-096	KKC011						
13KA06-096	13KA12-010	KKC011						
13KA06-047	13KA06-050	KKC011°						
13KA06-050	13KA06-051	KKC011°						
13KA06-051	13KA06-066	KKC011°						
13KA06-066	13KA06-070	KKC011°						
13KA06-070	13KA06-080	KKC011°						

SECTION II B(4). LOGIC CONTROL UNIT CARD CAGE NO. 3 CIRCUIT LIST

FROM	TO	CONTR.	PAR.	COLAR	GROUP	NOTE	REMARKS	NOTE
13KA06-055	13KA06-064	KKC041						
13KA06-064	13KA12-C36	KKC041						
13KA06-054	13KA08-077	KKC041*						
13KA08-077	13KA08-C89	KKC041*						
13KA08-089	13KA08-C95	KKC041*						
13KA06-062	13KA12-042	KKC051						
13KA06-061	13KA08-C39	KKC051*						
13KA08-039	13KA08-C75	KKC051*						
13KA08-075	13KA08-C84	KKC051*						
13KA08-084	13KA08-C93	KKC051*						
13KA06-045	13KA06-C69	KKC081						
13KA06-049	13KA08-C87	KKC081						
13KA08-087	13KA16-C21	KKC081						
13KA06-068	13KA06-071	KKC081*						
13KA06-071	13KA08-C38	KKC081*						
13KA08-038	13KA08-C74	KKC081*						
13KA08-074	13KA08-092	KKC081*						
13KA09-004	13KA09-C15	KKC111						
13KA09-015	13KA12-C78	KKC111						
13KA09-003	13KA09-C68	KKC111*						
13KA09-008	13KA09-C69	KKC111*						

SECTION II B(4). LOGIC CONTROL UNIT CARD CAGE NO. 3 CIRCUIT LIST

FROM	TO	SIGNAL	RELAY	COLOR	GROUP	ROUTE	REMARKS	NOTE
13XA09-009	13XA09-024	KKC1110						
13XA09-024	13XA09-076	KKC1110						
13XA09-076	13XA10-102	KKC1110						
13XA09-013	13XA09-022	KKC141						
13XA09-022	13XA12-090	KKC141						
13XA09-012	13XA09-000	KKC1410						
13XA09-000	13XA10-101	KKC1410						
13XA09-029	13XA12-102	KKC151						
13XA09-019	13XA09-079	KKC1510						
13XA09-079	13XA09-000	KKC1510						
13XA09-000	13XA10-099	KKC1510						
13XA09-023	13XA09-027	KKC181						
13XA09-027	13XA09-005	KKC181						
13XA09-005	13XA10-027	KKC181						
13XA09-026	13XA09-029	KKC1810						
13XA09-029	13XA09-007	KKC1810						
13XA09-007	13XA10-090	KKC1810						
13XA09-034	13XA09-043	KKC211						
13XA09-043	13XA14-010	KKC211						

SECTION II B(4). LOGIC CONTROL UNIT CARD CAGE NO. 3 CIRCUIT LIST

FROM	TO	SYMBOL	UNIT	COLOR	GROUP	ROUTE	REMARKS	NOTE
13XA09-033	13XA09-036	KKC2110						
13XA09-036	13XA09-037	KKC2110						
13XA09-037	13XA09-052	KKC2110						
13XA09-052	13XA09-090	KKC2110						
13XA09-090	13XA10-004	KKC2110						
13XA09-041	13XA09-050	KKC241						
13XA09-050	13XA14-030	KKC241						
13XA09-040	13XA09-094	KKC2410						
13XA09-094	13XA10-003	KKC2410						
13XA09-048	13XA14-042	KKC251						
13XA09-047	13XA09-093	KKC2510						
13XA09-093	13XA09-102	KKC2510						
13XA09-102	13XA10-002	KKC2510						
13XA09-051	13XA09-055	KKC201						
13XA09-055	13XA09-099	KKC201						
13XA09-099	13XA10-030	KKC201						
13XA09-054	13XA09-057	KKC2010						
13XA09-057	13XA09-101	KKC2010						
13XA09-101	13XA10-001	KKC2010						
13XA04-055	13XA17-027	KKC321						

SECTION II B(4). LOGIC CONTROL UNIT CARD CAGE NO. 3 CIRCUIT LIST

FROM	TO	SIGNAL	DEF	COLAR	GROUP	ROUTE	REMARKS	NOTE
13KA04-054	13KA19-007	KAC3210						
13KA26-011	13KA26-019	KKE2010						
13KA26-019	13KA26-046	KKE2010						
13KA26-046	13KA27-013	KKE2010						
13KA26-004	13J001-200	KKE426						
13KA26-033	13KA26-079	KKE4260						
13KA07-096	13KA09-060	KKF016						
13KA06-034	13KA07-075	KKF023						
13KA06-033	13KA07-024	KKF0230						
13KA07-024	13KA07-050	KKF0230						
13KA06-019	13KA07-093	KKF0250						
13KA06-027	13KA06-079	KKF033						
13KA06-079	13KA07-064	KKF033						
13KA07-064	13KAC7-092	KKF033						
13KA07-092	13KA07-099	KKF033						
13KA07-099	13KA00-056	KKF033						
13KA00-056	13KA10-069	KKF033						
13KA10-009	13KA10-092	KKF033						

SECTION II B(4). LOGIC CONTROL UNIT CARD CAGE NO. 3 CIRCUIT LIST

FROM	TO	SIGNAL	UNIT	COLOR	GROUP	ROUTE	REMARKS	NOTE
13XA06-026	13XA07-C77	KKF0330						
13XA07-077	13XA07-082	KKF0330						
13XA07-092	13J001-21C	KKF0330						
13XA01-004	13XA01-C15	KPA051						
13XA01-015	13XA01-C16	KPA051						
13XA01-C16	13XA20-04C	KPA051						
13XA01-003	13XA16-C74	KPA0510						
13XA16-074	13J002-237	KPA0510						
13XA01-013	13XA01-023	KPA061						
13XA01-023	13XA20-C37	KPA061						
13XA01-012	13XA17-C59	KPA0610						
13XA17-059	13J002-226	KPA0610						
13XA01-020	13XA02-010	KPA071						
13XA02-010	13XA02-C71	KPA071						
13XA02-071	13XA03-C24	KPA071						
13XA03-C24	13J002-216	KPA071						
13XA01-019	13XA02-C3C	KPA0710						
13XA02-030	13XA16-C95	KPA0710						
13XA01-026	13XA02-06C	KPA081						
13XA02-060	13XA02-063	KPA081						
13XA02-063	13XA09-C65	KPA081						

SECTION II B(4). LOGIC CONTROL UNIT CARD CAGE NO. 3 CIRCUIT LIST

FROM	TO	SIGNAL	GROUP	ROUTE	REMARKS	NOTE
13KA01-027	13KA01-030	KPA0020				
13KA01-030	13KA02-092	KPA0010				
13KA02-092	13KA16-012	KPA0010				
13KA09-062	13KA20-076	KPA001				
13KA02-049	13KA09-061	KPA0010				
13J002-210	13KA07-033	KPA1110				
13KAC1-033	13KA01-076	KPA1110				
13KA01-076	13KA07-032	KPA1110				
13KA07-032	13J002-239	KPA1110				
13KA01-040	13KAC3-056	KPA1120				
13KA03-056	13KA07-033	KPA1120				
13KA07-033	13KA07-069	KPA1120				
13KA01-047	13KA03-099	KPA1130				
13KA03-099	13KA07-035	KPA1130				
13KA01-055	13KA03-060	KPA114				
13KA03-060	13KA16-041	KPA114				
13KA16-041	13J002-154	KPA114				
13KA01-054	13KA01-077	KPA1140				
13KA01-077	13KA03-080	KPA1140				
13KA03-080	13KA05-054	KPA1140				
13KA05-054	13KA07-036	KPA1140				

SECTION II B(4). LOGIC CONTROL UNIT CARD CAGE NO. 3 CIRCUIT LIST

FROM	TO	SIGNAL	RELAY	COLOR	GROUP	ROUTE	REMARKS	NOTE
13XA01-009	13XA15-062	KPA110°						
13XA15-062	13J002-122	KPA110°						
13XA01-042	13XA03-045	KPA152						
13XA03-045	13XA05-077	KPA152						
13XA05-077	13XA12-059	KPA152						
13XA12-059	13XA20-036	KPA152						
13XA01-041	13XA03-082	KPA152°						
13XA03-082	13XA03-087	KPA152°						
13XA03-087	13J001-217	KPA152°						
13XA05-042	13XA06-046	KPB026°						
13XA04-004	13XA04-077	KPB031						
13XA03-038	13XA04-003	KPB031°						
13XA04-003	13XA05-064	KPB031°						
13XA04-020	13XA04-036	KPB035						
13XA04-036	13XA04-093	KPB035						
13XA04-093	13XA05-018	KPB035						
13XA05-018	13XA05-075	KPB035						
13XA03-033	13XA03-068	KPB035°						
13XA03-068	13XA04-019	KPB035°						

SECTION II B(4). LOGIC CONTROL UNIT CARD CAGE NO. 3 CIRCUIT LIST

FROM	TO	SIGNAL	COLOR	GROUP	ROUTE	REMARKS	NOTE
13XA03-039	13XA04-012	KPB0430					
13XA04-012	13XA05-001	KPB0430					
13XA05-001	13XA05-009	KPB0430					
13XA04-040	13XA05-063	KPB0610					
13XA05-063	13XA05-099	KPB0610					
13XA03-095	13XA04-033	KPC0510					
13XA04-033	13XA16-042	KPC0510					
13XA04-027	13XA04-007	KPC052					
13XA03-075	13XA04-026	KPC0520					
13XA16-039	13XA23-062	KPC053					
13XA06-004	13XA20-072	KPV011					
13XA20-072	13XA23-071	KPV011					
13XA23-071	13XA23-072	KPV011					
13XA23-072	13J001-215	KPV011					
13XA06-003	13XA06-076	KPV0110					
13XA06-076	13XA06-091	KPV0110					
13XA06-091	13J002-236	KPV0110					
13XA03-093	13XA04-062	KPV041					
13XA04-062	13XA06-027	KPV041					
13XA06-027	13XA06-099	KPV041					

SECTION II B(4). LOGIC CONTROL UNIT CARD CAGE NO. 3 CIRCUIT LIST

FORM	TC	SIGNAL	COLAR	GROUP	ROUTE	REMARKS	NOTE
13XA04-061	13XA04-C64	KPV0410					
13XA04-064	13XA06-C07	KPV0410					
13XA04-069	13XA16-065	KPV071					
13XA16-065	13XA16-C69	KPV071					
13XA04-068	13XA04-C71	KPV0710					
13XA16-062	13XA23-C69	KPV111					
13XA20-029	13J002-062	KPB0100					
13XA19-012	13XA23-C76	KPB2510					
13XA23-076	13J002-073	KPB2510					
13XA12-017	13J002-22C	KPC121					
13XA12-029	13J002-221	KPC131					
13XA12-041	13J002-222	KPC141					
13XA12-077	13J002-223	KPC151					
13XA12-089	13J002-224	KPC161					
13XA12-101	13J002-225	KPC171					

SECTION II B(4). LOGIC CONTROL UNIT CARD CAGE NO. 3 CIRCUIT LIST

FROM	TO	SIGNAL	SEG	COLOR	GROUP	ROUTE	REMARKS	NOTE
13KA14-017	13J002-139	KPC181						
13KA14-029	13J002-140	KPC181						
13KA14-041	13J002-141	KPC182						
13KA14-077	13J002-142	KPC193						
13KA15-046	13KA19-C16	KPC3450						
13KA19-016	13J002-C79	KPC3450						
13KA05-095	13KA05-C98	KP02110						
13KA05-098	13J002-177	KP02110						
13KA22-090	13J002-217	KPC3650						
13KA19-015	13J002-C74	KPE0510						
13KA18-C99	13J002-117	KPF471						
13KA28-077	13J002-175	KPR2310						
13KA16-056	13J002-C76	KPT041						
13KA24-032	13J002-077	KPT0410						
13KA18-075	13J002-C84	KPT443						

SECTION II B(4). LOGIC CONTROL UNIT CARD CAGE NO. 3 CIRCUIT LIST

FROM	TO	SIGNAL	COLLAR	GROUP	NOTE	REMARKS	NOTE
13XA19-017	13J002-C75	KPT443*					
13XA20-015	13J002-C35	KPV141					
13XA20-060	13J002-136	KVL5C1*					
13XA23-034	13XA23-043	KVR020					
13XA23-043	13XA23-044	KVR02C					
13XA20-070	13XA23-033	KVRC2C*					
13XA23-041	13XA23-050	KVR021					
13XA23-057	13XA23-051	KVR021					
13XA20-077	13XA23-040	KVR021*					
13XA23-048	13XA23-057	KVR022					
13XA23-057	13XA23-050	KVRC22					
13XA20-074	13XA23-047	KVR022*					
13XA23-055	13XA24-052	KVRC23					
13XA23-044	13J002-045	KVR023*					
13XA23-0	13XA24-001	KVXC01					
13XA24-001	13J002-242	KVXC01					

SECTION II B(4). LOGIC CONTROL UNIT CARD CAGE NO. 3 CIRCUIT LIST

FROM	TO	SIGNAL	UNIT	COLOR	GROUP	ROUTE	REMARKS	NOTE
13J001-150	13KA13-051	KVH001°	A					
13KA13-051	13KA13-057	KVH001°	A					
13KA13-057	13KA13-085	KVH001°	A					
13KA13-085	13KA23-C26	KVH001°	A					
13KA23-026	13KA24-023	KVH001°	A					
13KA24-023	13KA24-036	KVH001°	A					
13KA24-036	13J002-C99	KVH001°	A					
13KA24-036	13J002-214	KVHCC1°	P					
13KA17-015	13KA23-013	KVH050						
13KA19-010	13KA23-012	KVH050°						
13KA17-075	13KA23-C04	KVH06°						
13KA19-009	13KA23-003	KVH060°						
13KA17-089	13J002-04C	MPC061						
13KA17-101	13J002-039	MPC062						
13KA16-045	13KA16-C79	MKA501						
13KA16-079	13KA19-C66	MKA501						
13KA19-066	13KA19-C69	MKA501						
13KA19-069	13KA24-C8C	MKA501						
13KA24-080	13KA24-083	MKA501						
13KA24-083	13KA24-087	MKA501						
13KA24-087	13KA26-CC7	MKA501						

SECTION II B(4). LOGIC CONTROL UNIT CARD CAGE NO. 3 CIRCUIT LIST

FROM	TO	SIGNAL	COLAR	GROUP	ROUTE	REMARKS	NOTE
13KA08-010	13KA10-079	MUC2520					
13KA10-027	13KA11-007	MUD0230					
13KA10-030	13KA11-079	MUD0240					
13KA09-045	13KA09-059	MUR3330					
13KA09-059	13KA10-007	MUR3330					
13KA02-079	13KA07-060	MMA0150					
13KA01-029	13KA02-007	MMA0340					
13KA15-040	13J002-119	MPM061					
13KA21-007	13KA24-024	MVM031					
13KA21-079	13KA22-024	MVM211					
13KA16-007	13KA22-054	MVM401					
13KA17-054	13KA19-003	MVK0260					
13KA19-003	13J002-100	MVK0260					
13KA19-007	13KA19-065	MVK010					
13KA19-060	13KA19-079	MVK020					

SECTION II B(4). LOGIC CONTROL UNIT CARD CAGE NO. 3 CIRCUIT LIST

FROM	TO	SIGNAL	DEF	COLAR	GROUP	ROUTE	REMARKS	NOTE
13XA12-007	13J002-1C3	NVA011*						
13XA12-019	13J002-1C4	NVA111*						
13XA12-031	13J002-1C5	NVA211*						
13XA12-067	13J002-C2C	NVC011*						
13XA12-079	13J002-021	NV0111*						
13XA12-091	13J002-C22	NV0211*						
13XA14-007	13J002-024	NVC011*						
13XA14-019	13J002-025	NVC111*						
13XA14-031	13J002-C26	NVC211*						
13XA14-067	13J002-028	NVC011*						
13XA14-079	13J002-029	NVC111*						
13XA14-091	13J002-C30	NV0211*						
13XA15-007	13J002-C32	NVEC11*						
13XA15-019	13J002-033	NVE111*						

SECTION II B(4). LOGIC CONTROL UNIT CARD CAGE NO. 3 CIRCUIT LIST

FROM	TO	ORIGIN	FUNCTION	GROUP	ROUTE	REMARKS	NOTE
13KA15-031	13J002-034	NVE211*					
13KA15-047	13J002-036	NVF011*					
13KA15-079	13J002-037	NVF111*					
13KA15-091	13J002-038	NVF211*					
13KA17-007	13J001-190	NV6011*					
13KA17-019	13J001-226	NV6111*					
13KA17-031	13J001-227	NV6211*					
13KA17-047	13J001-229	NV6011*					
13KA17-079	13J001-230	NV6111*					
13KA17-091	13J001-231	NV6211*					
13KA18-007	13J001-233	NVJ011*					
13KA18-019	13J001-234	NVJ111*					
13KA18-031	13J001-235	NVJ211*					
13KA18-047	13J001-237	NVK011*					

SECTION II B(4). LOGIC CONTROL UNIT CARD CAGE NO. 3 CIRCUIT LIST

FROM	TO	SIGNAL	4	5	COLOR	GROUP	ROUTE	REMARKS	NOTE
13KA10-079	13KA19-092	NVR1110							
13KA10-091	13KA19-077	NVR2110							
13KA20-007	13KA20-056	NVL0110							
13KA20-019	13KA20-062	NVL1110							
13KA15-056	13KA20-031	NVR0020							
13KA20-067	13J001-152	NVR0120							
13KA29-020	13J002-095	CKA1000			T2222		T6307		
13KA24-042	13KA27-077	GUC900	A						
13KA24-042	13KA29-011	GUC900	B		T2222		T6000		
13KA29-011	13J001-040	GUC900	C		T2222		T6009		
13KA24-030	13KA24-039	GUC900	A						
13KA24-039	13KA29-012	GUC900	B		T2222		T6000		
13KA29-012	13J001-039	GUC900	C		T2222		T6009		
13KA20-062	13KA20-065	CUP000							
13KA20-065	13KA29-010	CUP000							
13KA29-010	13KA29-017	CUP000							
13KA29-017	13J001-040	CUP000							

SECTION II B(4). LOGIC CONTROL UNIT CARD CAGE NO. 3 CIRCUIT LIST

FROM	TO	SIGNAL	PORT	COLOR	GROUP	ROUTE	REMARKS	NOTE
13KA29-014	13KA30-042	CUS600*						
13KA30-042	13J001-C42	CUS600*						
13KA22-074	13KA29-007	CUS601*						
13KA29-007	13J001-C47	CUS601*						
13KA29-052	13KA29-008	GLU999*						
13KA29-008	13J001-C46	GLU999*						
13KA24-016	13KA29-074	GUX300*						
13KA29-074	13J001-C74	GUX300*						
13KA24-018	13KA29-073	GUX301*						
13KA29-073	13J001-C75	GUX301*						
13KA24-044	13KA29-072	GUX302*						
13KA29-072	13J001-C76	GUX302*						
13KA19-051	13KA29-071	GUX303*						
13KA29-071	13J001-C77	GUX303*						
13KA24-072	13KA29-C92	GUX304*						
13KA29-092	13J001-C73	GUX304*						
13KA19-057	13KA29-091	GUX305*						
13KA29-091	13J001-C86	GUX305*						

SECTION II B(4). LOGIC CONTROL UNIT CARD CAGE NO. 3 CIRCUIT LIST

FROM	TO	SIGNAL	COLOR	GROUP	ROUTE	REMARKS	NOTE
13KA19-039	13KA29-090	QUX306*					
13KA29-090	13J001-C79	QUX306*					
13KA19-039	13KA29-089	QUX307*					
13KA29-089	13J001-081	QUX307*					
13KA16-030	13KA29-088	QUX308*					
13KA29-088	13J001-082	QUX308*					
13KA16-024	13KA29-087	QUX309*					
13KA29-087	13J001-C78	QUX309*					
13KA25-054	13KA30-041	SKA001*					
13KA30-041	13J001-090	SKA001*					
13KA25-045	13KA30-040	SKA002*					
13KA30-040	13J001-C91	SKA002*					
13KA25-092	13KA30-039	SKA003*					
13KA30-039	13J001-092	SKA003*					
13KA25-066	13KA25-094	SKA004*					
13KA25-094	13KA27-102	SKA004*					
13KA27-102	13KA30-060	SKA004*					
13KA30-060	13J001-093	SKA004*					
13KA22-064	13KA24-000	SKA005*					
13KA24-000	13KA30-059	SKA005*					

SECTION II B(4). LOGIC CONTROL UNIT CARD CAGE NO. 3 CIRCUIT LIST

FROM	TO	SIGNAL	UNIT	COLOR	GROUP	ROUTE	REMARKS	NOTE
13KA30-059	13J001-095	SKA005*						
13KA22-063	13KA24-010	SKA006*						
13KA24-010	13KA30-058	SKA006*						
13KA30-058	13J001-096	SKA006*						
13KA25-096	13KA30-057	SKA007*						
13KA30-057	13J001-097	SKA007*						
13KA16-044	13J001-126	SKA009						
13KA16-001	13J001-106	SKA010*						
13KA16-002	13KA30-056	SKA010*						
13KA30-056	13J001-001	SKA010*						
13KA16-020	13KA30-010	SKD001*						
13KA30-010	13J001-130	SKD001*						
13KA10-023	13KA30-009	SKD002*						
13KA30-009	13J001-137	SKD002*						
13KA16-026	13KA30-008	SKD003*						
13KA30-008	13J001-136	SKD003*						
13KA10-029	13KA30-007	SKD004*						
13KA30-007	13J001-135	SKD004*						

SECTION II B(4). LOGIC CONTROL UNIT CARD CAGE NO. 3 CIRCUIT LIST

FROM	TO	SIGNAL	COLAR	GROUP	ROUTE	REMARKS	NOTE
13KA10-056	13KA30-020	SKD1010					
13KA30-020	13J001-134	SKD1010					
13KA10-059	13KA30-027	SKD1020					
13KA30-027	13J001-133	SKD1020					
13KA10-062	13KA30-026	SKD1030					
13KA30-026	13J001-132	SKD1030					
13KA10-065	13KA30-025	SKD1040					
13KA30-025	13J001-102	SKD1040					
13KA10-060	13KA30-024	SKD2010					
13KA30-024	13J001-101	SKD2010					
13KA10-071	13KA30-023	SKD2020					
13KA30-023	13J001-100	SKD2020					
13KA10-074	13KA30-044	SKD2030					
13KA30-044	13J001-099	SKD2030					
13KA10-077	13KA30-043	SKD2040					
13KA30-043	13J001-098	SKD2040					
13KA00-020	13KA30-012	SKF001					
13KA30-012	13J001-123	SKF001					

SECTION II B(4). LOGIC CONTROL UNIT CARD CAGE NO. 3 CIRCUIT LIST

FROM	TO	SIGNAL	DEF	COLAR	GROUP	ROUTE	REMARKS	NOTE
13KA00-020	13KA30-011	SKF002						
13KA30-011	13J001-125	SKF002						
13KA03-052	13KA05-027	SPM0010						
13KA05-027	13J002-182	SPM0010						
13KA20-044	13J001-056	SVM0010						
13KA20-046	13J001-057	SVM0020						
13KA20-048	13J001-058	SVM0030						
13KA20-050	13J001-059	SVM0040						
13KA20-052	13J001-060	SVM0050						
13KA20-054	13J001-061	SVM0060						
13KA18-044	13J001-062	SVM0070						
13KA18-046	13J001-063	SVM0080						
13KA18-048	13KA21-082	SVM0090						
13KA21-082	13J001-064	SVM0090						
13KA18-050	13KA21-081	SVM1000						
13KA21-081	13J001-065	SVM1000						

SECTION II B(4). LOGIC CONTROL UNIT CARD CAGE NO. 3 CIRCUIT LIST

FROM	TO	SYMBOL	REF	COLOR	GROUP	ROUTE	REMARKS	NOTE
13XA10-052	13XA21-C90	SVW101°						
13XA21-090	13J001-C66	SVW101°						
13XA18-054	13XA21-089	SVW102°						
13XA21-089	13J001-C67	SVW102°						
13XA17-044	13XA21-C88	SVW103°						
13XA21-088	13J001-C68	SVW103°						
13XA17-046	13XA21-C87	SVW104°						
13XA21-087	13J001-C69	SVW104°						
13XA17-048	13XA21-084	SVW105°						
13XA21-084	13J001-070	SVW105°						
13XA17-050	13XA21-083	SVW106°						
13XA21-083	13J001-C71	SVW106°						
13XA29-016	13XA29-026	TKA101° A	T2222	TG010				
13XA29-026	13XA29-C31	TKA101° B						
13XA29-031	13XA29-C32	TKA101° B						
13XA01-007	13XA01-C10	UWV013						
13XA01-010	13XA01-011	UWV013						
13XA01-011	13XA01-C14	UWV013						
13XA01-014	13XA01-C18	UWV013						
13XA01-018	13XA01-021	UWV013						
13XA01-021	13XA01-C24	UWV013						

SECTION II B(4). LOGIC CONTROL UNIT CARD CAGE NO. 3 CIRCUIT LIST

FROM	TO	SIGNAL	SEC	COLAR	GROUP	ROUTE	REMARKS	NOTE
13XA01-024	13XA01-035	UWNO13						
13XA01-035	13XA01-030	UWNO13						
13XA01-030	13XA01-042	UWNO13						
13XA01-042	13XA01-049	UWNO12						
13XA01-049	13XA01-052	UWNO13						
13XA01-052	13XA01-056	UWNO13						
13XA01-056	13XA01-063	UWNO13						
13XA01-063	13XA01-066	UWNO13						
13XA01-066	13XA01-074	UWNO13						
13XA01-074	13XA04-007	UWNO13						
13XA04-007	13XA04-010	UWNO12						
13XA04-010	13XA04-014	UWNO13						
13XA04-014	13XA04-021	UWNO13						
13XA04-021	13XA04-028	UWNO13						
13XA04-028	13XA04-035	UWNO12						
13XA04-035	13XA04-038	UWNO13						
13XA04-038	13XA04-042	UWNO13						
13XA04-042	13XA04-052	UWNO13						
13XA04-052	13XA04-053	UWNO12						
13XA04-053	13XA04-056	UWNO13						
13XA04-056	13XA04-063	UWNO13						
13XA04-063	13XA04-066	UWNO13						
13XA04-066	13XA04-067	UWNO13						
13XA04-067	13XA04-070	UWNO13						
13XA04-070	13XA04-074	UWNO13						
13XA04-074	13XA06-007	UWNO13						
13XA06-007	13XA06-010	UWNO13						
13XA06-010	13XA06-024	UWNO13						

SECTION II B(4). LOGIC CONTROL UNIT CARD CAGE NO. 3 CIRCUIT LIST

FROM	TO	SIGNAL	SEE 3/7	COLOR	GROUP	ROUTE	REMARKS	NOTE
13XA06-024	13XA06-C28	UWMO13						
13XA06-028	13XA06-C35	UWMO13						
13XA06-035	13XA06-C38	UWMO13						
13XA06-038	13XA06-C39	UWMO13						
13XA06-039	13XA06-C42	UWMO13						
13XA06-042	13XA06-C52	UWMO13						
13XA06-052	13XA09-C10	UWMO13						
13XA09-C10	13XA09-C38	UWMO13						
13XA09-C38	13XA09-C63	UWMO13						
13XA09-C63	13XA09-C64	UWMO13						
13XA09-C64	13XA09-C66	UWMO13						
13XA09-C66	13XA09-C74	UWMO13						
13XA09-C74	13XA13-C1C	UWMO13						
13XA13-C1C	13XA23-C07	UWMO13						
13XA23-C07	13XA23-C08	UWMO13						
13XA23-C08	13XA23-C14	UWMO13						
13XA23-C14	13XA23-C15	UWMO13						
13XA23-C15	13XA23-C21	UWMO13						
13XA23-C21	13XA23-C24	UWMO13						
13XA23-C24	13XA23-C28	UWMO13						
13XA23-C28	13XA23-C38	UWMO13						
13XA23-C38	13XA23-C52	UWMO13						
13XA23-C52	13XA23-C63	UWMO13						
13XA23-C63	13XA23-C66	UWMO13						
13XA23-C66	13XA23-C70	UWMO13						
13XA23-C70	13XA23-C74	UWMO13						
13XA23-C74	13XA26-C1C	UWMO13						
13XA26-C1C	13XA26-C32	UWMO13						

SECTION II B(4). LOGIC CONTROL UNIT CARD CAGE NO. 3 CIRCUIT LIST

FROM	TO	SIGNAL	COLOR	GROUP	ROUTE	REMARKS	NOTE
13XA26-032	13XA26-C33	UWNO13					
13XA26-033	13XA26-047	UWNO13					
13XA26-047	13XA26-048	UWNO13					
13XA26-048	13XA26-C69	UWNO13					
13XA26-049	13XA26-C7C	UWNO13					
13XA26-070	13XA26-071	UWNO13					
13XA26-071	13XA27-C07	UWNO13					
13XA27-007	13XA27-C1C	UWNO13					
13XA27-010	13XA27-C11	UWNO13					
13XA27-011	13XA27-014	UWNO13					
13XA27-014	13XA27-C10	UWNO13					
13XA27-018	13XA27-021	UWNO13					
13XA27-021	13XA27-023	UWNO13					
13XA27-023	13XA27-024	UWNO13					
13XA27-024	13XA27-C25	UWNO13					
13XA27-025	13XA27-C20	UWNO13					
13XA27-028	13XA27-C32	UWNO13					
13XA27-032	13XA28-C11	UWNO13					
13XA28-011	13XA28-C21	UWNO13					
13XA28-021	13XA28-C24	UWNO13					
13XA28-024	13XA28-C25	UWNO13					
13XA28-025	13XA28-C20	UWNO13					
13XA28-028	13XA28-C32	UWNO13					
13XA28-032	13XA29-C24	UWNO13					
13XA29-024	13XA29-C35	UWNO13					
13XA29-025	13XA29-036	UWNO13					

SECTION II B(4). LOGIC CONTROL UNIT CARD CAGE NO. 3 CIRCUIT LIST

FROM	TO	SIGNAL	COLAR	GROUP	ROUTE	REMARKS	NOTE
13KA20-021	13KA30-C74	XAK123					
13KA30-074	13J001-105	XAK123					
13KA20-009	13KA30-C75	XAK124					
13KA30-075	13J001-104	XAK124					
13KA10-093	13KA30-C76	XAK125					
13KA30-076	13J001-103	XAK125					
13KA10-001	13KA30-C55	XAK126					
13KA30-055	13J001-102	XAK126					
13KA11-041	13KA10-069	XAK127					
13KA10-069	13J002-094	XAK127					
13KA11-030	13KA10-C33	XAK128					
13KA10-033	13J002-093	XAK128					
13KA11-035	13KA10-C21	XAK129					
13KA10-021	13J002-092	XAK129					
13KA11-032	13KA10-C09	XAK130					
13KA10-009	13J002-091	XAK130					
13KA11-029	13KA17-C93	XAK131					
13KA17-093	13J002-C9C	XAK131					

SECTION II B(4). LOGIC CONTROL UNIT CARD CAGE NO. 3 CIRCUIT LIST

FROM	TO	SIGNAL	UNIT	COLOR	GROUP	ROUTE	REMARKS	NOTE
13KA11-026	13KA17-C01	XAX132						
13KA17-001	13J002-172	XAX132						
13KA11-023	13KA17-069	XAX133						
13KA17-069	13J002-171	XAX133						
13KA11-020	13KA17-C33	XAX134						
13KA17-033	13J002-170	XAX134						
13KA11-001	13KA17-C21	XAX135						
13KA17-021	13J002-169	XAX135						
13KA11-009	13KA17-009	XAX136						
13KA17-009	13J002-168	XAX136						
13KA16-050	13KA15-C93	XAX137						
13KA15-093	13J002-167	XAX137						
13KA10-044	13KA15-C01	XAX138						
13KA15-001	13J002-166	XAX138						
13KA15-069	13J002-165	XAX139						
13KA15-033	13J002-164	XAX140						
13KA15-021	13J002-163	XAX141						

SECTION II B(4). LOGIC CONTROL UNIT CARD CAGE NO. 3 CIRCUIT LIST

FROM	TO	SIGNAL	COLAR	GROUP	ROUTE	REMARKS	NOTE
13XA15-009	13J002-129	XAX142					
13XA14-093	13J002-128	XAX143					
13XA14-001	13J002-127	XAX144					
13XA14-049	13J002-126	XAX145					
13XA14-032	13J002-125	XAX146					
13XA14-021	13J002-124	XAX147					
13XA14-009	13J002-123	XAX148					
13XA12-093	13J002-206	XAX149					
13XA12-081	13J002-205	XAX150					
13XA12-049	13J002-204	XAX151					
13XA12-033	13J002-162	XAX152					
13XA12-021	13J002-161	XAX153					
13XA12-009	13J002-160	XAX154					
13XA25-008	13XA26-C17	XKAC010					
13XA26-017	13XA26-034	XKAC010					

SECTION II B(4). LOGIC CONTROL UNIT CARD CAGE NO. 3 CIRCUIT LIST

FROM	TO	SIGNAL	DEF	Y	COLOR	GROUP	ROUTE	REMARKS	NOTE
13KA26-034	13KA27-035	XKACC1°							
13KA27-035	13KA27-049	XKACC1°							
13KA27-049	13KA28-056	XKACC1°							
13KA28-056	13KA28-061	XKACC1°							
13KA28-061	13KA28-064	XKACC1°							
13KA28-064	13KA28-073	XKACC1°							
13KA28-073	13KA28-090	XKACC1°							
13KA28-090	13KA28-098	XKACC1°							
13KA28-098	13KA29-042	XKACC1°							
13KA29-042	13KA29-057	XKACC2°							
13KA29-057	13KA29-066	XKACC2°							
13KA29-066	13KA29-068	XKACC2°							
13KA22-040	13KA25-023	XKA103°							
13KA25-023	13KA25-024	XKA103°							
13KA25-024	13KA25-043	XKA103°							
13KA25-043	13KA25-045	XKA103°							
13KA25-045	13KA26-020	XKA103°							
13KA26-020	13KA27-017	XKA103°							
13KA27-017	13KA27-093	XKA103°							
13KA27-093	13KA27-094	XKA103°							
13KA27-094	13KA28-031	XKA103°							
13KA07-011	13KA07-013	XKF031							
13KA07-013	13KA10-045	XKF031							
13KA10-045	13KA10-051	XKF031							
13KA10-051	13KA11-010	XKF031							

SECTION II B(4). LOGIC CONTROL UNIT CARD CAGE NO. 3 CIRCUIT LIST

FROM	TO	SIGNAL	HEAT	COLOR	GROUP	ROUTE	REMARKS	NOTE
13XA11-010	13XA11-021	XKF031						
13XA11-021	13XA11-024	XKF031						
13XA11-024	13XA11-027	XKF031						
13XA11-027	13XA11-030	XKF031						
13XA11-030	13XA11-033	XKF031						
13XA11-033	13XA11-034	XKF031						
13XA11-036	13XA11-039	XKF031						
13XA11-039	13XA11-042	XKF031						
13XA11-042	13XA11-047	XKF031						
13XA07-015	13XA07-017	XKF032						
13XA07-017	13XA10-033	XKF032						
13XA10-033	13XA10-036	XKF032						
13XA10-036	13XA10-039	XKF032						
13XA10-039	13XA10-042	XKF032						
13XA10-042	13XA11-057	XKF032						
13XA11-057	13XA11-060	XKF032						
13XA11-060	13XA11-063	XKF032						
13XA11-063	13XA11-066	XKF032						
13XA11-066	13XA11-069	XKFC32						
13XA11-069	13XA11-072	XKF032						
13XA11-072	13XA11-075	XKF032						
13XA11-075	13XA11-078	XKFC32						
13J001-127	13XA11-043	XKF212° A						
13XA11-043	13XA10-097	XKF212° B						
13XA10-097	13J001-128	XKF212° B						
13XA10-097	13J001-129	XKF212° C						

SECTION II B(4). LOGIC CONTROL UNIT CARD CAGE NO. 3 CIRCUIT LIST

FROM	TO	SIGNAL	COLAR	GROUP	ROUTE	REMARKS	NOTE
13XA30-106	13J002-130	XKSCCC* A	T2222	TG011			
13XA30-105	13J001-130	XK5000* B	T2222	TG012			
13XA29-106	13J001-C24	XK5000* C					
13XA29-105	13J002-C12	XKSCCC* C	T2222	TG013			
13XA14-054	13XA20-105	XK5000* E					
13XA20-055	13XA20-106	XK5000* F					
13XA20-069	13XA20-105	XK5000* G					
13XA12-013	13XA12-C25	XVM03E					
13XA12-025	13XA12-C37	XVM03E					
13XA12-037	13XA12-C73	XVM03E					
13XA12-073	13XA12-C05	XVM03E					
13XA12-005	13XA12-C97	XVM03E					
13XA12-097	13XA14-C13	XVM03E					
13XA14-013	13XA14-C25	XVM03E					
13XA14-025	13XA14-C37	XVM03E					
13XA14-037	13XA14-C73	XVM03E					
13XA14-073	13XA14-C05	XVM03E					
13XA14-005	13XA14-C97	XVM03E					
13XA14-097	13XA15-C13	XVM03E					
13XA15-013	13XA15-C25	XVM03E					
13XA15-025	13XA15-C37	XVM03E					
13XA15-037	13XA15-C73	XVM03E					
13XA15-073	13XA15-C05	XVM03E					
13XA15-005	13XA15-C97	XVM03E					
13XA15-097	13XA26-C09	XVM03E					
13XA26-009	13XA26-C92	XVM03E					

SECTION II B(4). LOGIC CONTROL UNIT CARD CAGE NO. 3 CIRCUIT LIST

FROM	TO	SIGNAL	COLAR	CARD	ROUTE	REMARKS	NOTE
13KA17-000	13KA17-020	XVW051					
13KA17-020	13KA17-032	XVW051					
13KA17-032	13KA17-060	XVW051					
13KA17-060	13KA17-080	XVW051					
13KA17-080	13KA17-092	XVW051					
13KA17-092	13KA18-000	XVW051					
13KA18-000	13KA18-020	XVW051					
13KA18-020	13KA18-032	XVW051					
13KA18-032	13KA18-060	XVW051					
13KA18-060	13KA18-080	XVW051					
13KA18-080	13KA18-092	XVW051					
13KA18-092	13KA20-000	XVW051					
13KA20-000	13KA20-020	XVW051					
13KA20-020	13KA24-073	XVW051					
13KA24-073	13KA24-076	XVW051					
13KA24-061	13KA24-064	XVW335*					
13KA24-064	13J001-C03	XVW335*					
13KA26-104	13J002-114	XVW000* A					
13KA26-103	13J001-114	XVW000* B					
13KA14-040	13KA25-103	XVW000* C					
13KA25-103	13KA29-055	XVW000* E				REV	
13KA29-055	13J002-C16	XVW000* F					

SECTION II A(5). LOGIC CONTROL UNIT CARD CAGE NO. 4 WIRE LIST

COMPONENT 14J001-		CONNECTOR									
FROM	PIN	TO	SIGNAL	SEC	2	3	COLOR	GROUP	ROUTE	REMARKS	NOTE
14KA20-057	001		FVR0150								
14KA19-072	002		FVR0050								
14KA20-092	003		FVR0130								
14KA18-093	004		FVR0140								
14KA20-072	005		FVR0100								
14KA22-031	006		IVL221								
14KA18-066	007		AMB1390								
14KA20-078	008		CAF270								
14KA02-041	009		IRE531								
14KA12-007	010		PZPC04								A
14KA23-007	011		PZPC04								B
14KA24-007	012		PZPC04								C
	013										
14KA08-016	014		IUA14C								
14KA25-072	015		AAD0040								
14KA25-071	016		AEC3110								
	017										
	018	14KA22-C04	PZG0040								C
	019	14KA23-C04	PZG0040								F
14KA26-012	020		CUM0400								
14KA28-011	021		CUM041								
14KA28-010	022		CUM0420								
14KA28-009	023		CUM0430								
14KA28-008	024		CUM044								
14KA28-007	025		CUM045								
14KA28-028	026		CUM046								
14KA26-023	027		CUB012								
14KA26-044	028		CUB013								

SECTION II A(5). LOGIC CONTROL UNIT CARD CAGE NO. 4 WIRE LIST

COMPONENT 14J001-		CONNECTOR								
FROM	PIN	TO	SIGNAL	RES.	W.	COLOR	GROUP	ROUTE	REMARKS	NOTE
14KA26-043	029		GUB014							
14KA26-042	030		GUB015							
14KA26-041	031		GUB016							
14KA26-040	032		GUB017							
14KA26-039	033		GUB018							
14KA26-060	034		GUB019							
14KA26-059	035		GUB020							
14KA26-058	036		GUB021							
14KA26-057	037		GUB022							
14KA26-056	038		GUB023							
14KA24-019	039		CVC0350							
14KA24-025	040		CVC0360							
14KA24-023	041		CVC0310							
14KA24-035	042		CVB0330							
14KA24-038	043		CVB0370							
14KA24-036	044		CVB0320							
14KA24-034	045		CVB0340							
14KA24-033	046		CVP0350							
14KA24-039	047		CVB0360							
14KA24-037	048		CVB0310							
14KA24-077	049		CVA0330							
14KA24-080	050		CVA0370							
14KA24-078	051		CVA0320							
14KA24-076	052		CVA0340							
14KA24-075	053		CVA0350							
14KA24-081	054		CVA0360							
	055	14KA24-004	PZG0040 F							
14KA25-054	056		GUM033							

SECTION II A(5). LOGIC CONTROL UNIT CARD CAGE NO. 4 WIRE LIST

COMPONENT 14J001-		CONNECTOR								
FROM	PIN	TO	SIGNAL	1	2	COLOR	GROUP	ROUTE	REMARKS	NOTE
14KA25-055	057		QUN034							
14KA25-076	058		QUN035							
14KA25-075	059		QUN036							
14KA25-074	060		QUN037							
14KA25-073	061		QUN038							
14KA26-027	062		QUN0470							
14KA25-044	063		QUN023							
14KA25-043	064		QUN024							
14KA26-012	065		QUB001							
14KA26-011	066		QUB002							
14KA26-010	067		QUB003							
14KA26-009	068		QUB004							
14KA26-008	069		QUB005							
14KA26-007	070		QUB006							
14KA26-020	071		QUB007							
	072		SPR0072						RSV RIBBON	
14KA23-039	073		DVF0360							
14KA23-037	074		DVF0310							
14KA23-077	075		DVE0330							
14KA23-080	076		DVE0370							
14KA23-078	077		DVE0120							
14KA23-076	078		DVE0340							
14KA23-075	079		DVE0350							
14KA23-081	080		DVE0360							
14KA23-079	081		DVE0310							
14KA23-091	082		DVB0330							
14KA23-094	083		DVB0370							
14KA23-092	084		DVB0320							

SECTION II A(5). LOGIC CONTROL UNIT CARD CAGE NO. 4 WIRE LIST

COMPONENT 14J001-		CONNECTOR								
FROM	PIN	TO	SIGNAL	REQ	W	COLOR	GROUP	ROUTE	REMARKS	NOTE
14KA23-090	085		DVD034°							
14KA24-079	086		DVA031°							
	087		SPR007						RSV RIBBON	
	088		SPR008						RSV RIBBON	
	089		SPR009						RSV RIBBON	
14KA25-042	090		QUM025							
14KA25-041	091		QUM026							
14KA25-040	092		QUM027							
14KA25-039	093		QUM028							
14KA25-060	094		QUM029							
14KA25-059	095		QUM030							
14KA25-058	096		QUM031							
14KA25-057	097		QUM032							
14KA25-012	098		QUM011							
14KA25-011	099		QUM012							
14KA25-010	100		QUM013							
14KA25-009	101		QUM014							
14KA25-008	102		QUM015							
14KA26-027	103		QUB008							
14KA26-026	104		QUB009							
14KA26-025	105		QUB010							
14KA26-024	106		QUB011							
14KA22-079	107		DVJC31°							
14KA22-091	108		DVM033°							
14KA22-094	109		DVM037°							
14KA22-092	110		DVM032°							
14KA22-090	111		DVM034°							
14KA22-089	112		DVM035°							

SECTION II A(5). LOGIC CONTROL UNIT CARD CAGE NO. 4 WIRE LIST

COMPONENT 14J001-		CONNECTOR								
FROM	PIN	TO	SIGNAL	RES.	W.	COLOR	GROUP	ROUTE	REMARKS	NOTE
14XA22-095	113		CVN0360							
	114									
	115									
14XA23-089	116		CVD0350							
14XA23-095	117		CVD0360							
14XA23-093	118		CVD0310							
14XA24-021	119		CVC0330							
14XA24-024	120		CVC0370							
14XA24-022	121		CVC0320							
14XA24-020	122		CVC0340							
14XA26-074	123		CU0027							
14XA26-073	124		CU0020							
14XA28-057	125		JUT0140							
14XA28-024	126		CUT003							
14XA28-055	127		CUT016							
14XA28-076	128		CUT0170							
14XA28-041	129		CUT008							
	130									
	131									
14XA25-007	132		CU0016							
14XA25-020	133		CU0017							
14XA25-027	134		CU0010							
14XA25-026	135		CU0019							
14XA25-025	136		CU0020							
14XA25-024	137		CU0021							
14XA25-023	138		CU0022							
14XA22-021	139		CVL0330							
14XA22-024	140		CVL0370							

SECTION II A(5). LOGIC CONTROL UNIT CARD CAGE NO. 4 WIRE LIST

COMPONENT 4J001-		CONNECTOR								
FROM	PIN	TO	SIGNAL	SEN	COL	COLOR	GROUP	ROUTE	REMARKS	NOTE
14KA22-022	141		DVL032°							
14KA22-020	142		DVL034°							
14KA22-093	143		DVH031°							
14KA23-021	144		DVG033°							
14KA23-024	145		DVG037°							
14KA23-022	146		DVG032°							
14KA23-020	147		DVG034°							
14KA23-019	148		DVG035°							
14KA23-025	149		DVG036°							
14KA23-023	150		DVG031°							
14KA23-035	151		DVF033°							
14KA23-038	152		DVF037°							
14KA23-036	153		DVF032°							
14KA23-034	154		DVF034°							
14KA23-033	155		DVF035°							
14KA26-055	156		GUB024							
14KA26-076	157		GUB025							
14KA26-075	158		GUB026							
14KA19-025	159		XTD101							
14KA26-040	160		GUTC09							
14KA28-043	161		GUTC06°							
14KA28-026	162		GUTC01°							
14KA28-042	163		GUT007							
14KA28-075	164		GUT012°							
14KA28-074	165		GUT019°							
14KA28-073	166		GUT020°							
	167		SPR0167						RSV RIBBON	
	168		SPR0168						RSV RIBBON	

SECTION II A(5). LOGIC CONTROL UNIT CARD CAGE NO. 4 WIRE LIST

COMPONENT 14J001-		CONNECTOR								
FROM	PIN	TO	SIGNAL	NO.	Y.	COLOR	GROUP	ROUTE	REMARKS	NOTE
	169		SPR0169							
	170		SPR0170						RSV RIBBON	
	171		SPR0171						RSV RIBBON	
	172		SPR0172						RSV RIBBON	
14KA14-016	173		AUT114							
14KA22-019	174		DVL035°							
14KA22-025	175		DVL036°							
14KA22-023	176		DVL031°							
14KA22-035	177		DVK033°							
14KA22-038	178		DVK027°							
14KA22-036	179		DVK032°							
14KA22-034	180		DVK034°							
14KA22-033	181		DVK035°							
14KA22-039	182		DVK036°							
14KA22-037	183		DVK031°							
14KA22-077	184		DVJ033°							
14KA22-080	185		DVJ037°							
14KA22-078	186		DVJ032°							
14KA22-076	187		DVJ034°							
14KA22-075	188		DVJ035°							
14KA22-081	189		DVJ036°							
14KA29-040	190		OUT011							
14KA19-083	191		XTD162							
14KA19-059	192		XTD103							
14KA19-049	193		XTD104°							
14KA20-023	194		OUT004°							
14KA20-039	195		OUT010							
14KA20-060	196		OUT011							

SECTION II A(5). LOGIC CONTROL UNIT CARD CAGE NO. 4 WIRE LIST

COMPONENT 14J001-		CONNECTOR								
FROM	PIN	TO	SIGNAL	REF. A.	COLOR	GROUP	ROUTE	REMARKS	NOTE	
14KA28-059	197		GUT012							
14KA28-058	198		GUT013°							
14KA28-025	199		GUT002°							
14KA28-044	200		GUT005°							
	201		SPR02C1					RSV RIBBON		
	202		SPR0207					RSV RIBBON		
	203		SPR02C3					RSV RIBBON		
	204		SPR02C4					RSV RIBBON		
	205		SPR0205					RSV RIBBON		
	206		SPR0206					RSV RIBBON		
14KA02-089	207		AKA343°							
14KA22-032	208		CVL121							
14KA22-026	209		CVL021							
14KA22-041	210		IWM31C							
14KA22-045	211		AVR221							
14KA22-046	212		GVK121							
14KA14-090	213		NVK011°							
14KA22-003	214		IWM311							
14KA14-092	215		NVJ211°							
14KA14-006	216		NVJ111°							
14KA14-000	217		NVJ011°							
14KA22-097	218		IWM312							
14KA14-074	219		NVM211°							
14KA14-060	220		NVM111°							
14KA14-062	221		NVM011°							
14KA23-027	222		GVG321							
14KA14-056	223		NVG211°							
14KA14-050	224		NVG111°							

SECTION II A(5). LOGIC CONTROL UNIT CARD CAGE NO. 4 WIRE LIST

COMPONENT 14J001-		CONNECTOR							
FROM	PIN	TO	SIGNAL	WIRE NO.	COLOR	GROUP	ROUTE	REMARKS	NOTE
14KA14-044	225		NVG011°						
14KA29-039	226		GUI012						
14KA29-060	227		GUI013						
14KA29-059	228		GUI014						
14KA29-058	229		GUS001						
14KA29-057	230		GUS002						
14KA29-056	231		GUS003						
14KA29-055	232		GUS004						
14KA29-076	233		GUA031°						
14KA29-075	234		GUA032°						
14KA29-074	235		GUA033°						
14KA29-073	236		GUA034°						
14KA29-072	237		GUA035°						
14KA29-071	238		GUA036°						
14KA29-092	239		GUA037°						
14KA29-091	240		GUA038°						
14KA29-090	241		GUA039°						
14KA29-089	242		GUA040°						
14KA28-072	243		GUT051						
14KA28-071	244		GUT052						

SECTION II A(5). LOGIC CONTROL UNIT CARD CAGE NO. 4 WIRE LIST

COMPONENT 14J002-		CONNECTOR								
FROM	PIN	TO	SIGNAL	WIRE NO.	COLOR	GROUP	ROUTE	REMARKS	NOTE	
14KA23-041	001		AVF321							
14KA14-038	002		NVF211°							
14KA14-032	003		NVF111°							
14KA13-101	004		NVF011°							
14KA23-003	005		AVE321							
14KA13-095	006		NVE211°							
14KA13-009	007		NVE111°							
14KA13-003	008		NVE011°							
14KA23-097	009		AVD321							
14KA13-077	010		NVD211°							
14KA13-071	011		NVD111°							
14KA13-065	012		NVD011°							
14KA24-027	013		AVC321							
14KA13-059	014		NVC211°							
14KA13-053	015		NVC111°							
14KA13-047	016		NVC011°							
14KA24-041	017		AVB321							
14KA13-041	018		NVB211°							
14KA13-035	019		NVB111°							
14KA30-055	020		GUP011							
14KA30-076	021		GUP012							
14KA30-075	022		GUP013							
14KA30-074	023		GUP014							
14KA30-073	024		GUP015							
14KA29-011	025		GUA011							
14KA29-010	026		GUA012							
14KA29-009	027		GUA013							
14KA29-008	028		GUA014							

SECTION II A(5). LOGIC CONTROL UNIT CARD CAGE NO. 4 WIRE LIST

COMPONENT 14J002-		CONNECTOR								
FROM	PIN	TO	SIGNAL	NO.	NO.	COLOR	GROUP	ROUTE	REMARKS	NOTE
14KA29-007	029		GUA015							
14KA29-020	030		GUA016							
14KA29-027	031		GUA017							
14KA29-026	032		GUA018							
14KA29-025	033		GUA019							
14KA29-024	034		GUA020							
14KA29-023	035		GUA021							
14KA29-044	036		GUA022							
14KA29-043	037		GUA023							
14KA29-042	038		GUA024							
14KA24-003	039		AVA321							
14KA13-023	040		NVA2110							
14KA13-017	041		NVA1110							
14KA13-011	042		NVA0110							
14KA14-006	043		GVA23C							
14KA19-060	044		AVW1240							
14KA19-062	045		AVW1290							
14KA19-045	046		AVW1240							
14KA19-009	047		AVW1230							
14KA19-033	048		AVW1220							
14KA19-008	049		AVW1210							
14KA17-099	050		AVW1200							
14KA17-049	051		AVW0290							
14KA19-070	052		AVW1610							
	053		SPR5061						RSV RIBBON	
	054		SPR5060						RSV RIBBON	
14KA13-029	055		NVB0110							
14KA30-044	056		GUICG5							

SECTION II A(5). LOGIC CONTROL UNIT CARD CAGE NO. 4 WIRE LIST

COMPONENT 14J002-		CONNECTOR							
FROM	PIN	TO	SIGNAL	UNIT	WIRE	GROUP	ROUTE	REMARKS	NOTE
14KA29-012	057		CUM000°						
14KA30-072	058		CUM001°						
14KA30-071	059		CUM002°						
14KA30-092	060		CUM003°						
14KA30-091	061		CUM004°						
14KA30-090	062		CUM005°						
14KA30-089	063		CUM006°						
14KA30-088	064		CUM007°						
14KA30-087	065		CUM008°						
14KA30-043	066		CUP0C1						
14KA30-042	067		CUP002						
14KA30-041	068		CUP003						
14KA30-040	069		CUP004						
14KA30-039	070		CUP005						
14KA30-060	071		CUP006						
14KA29-041	072		CUA025						
14KA12-092	073		ITB161						
14KA12-094	074		ITB162						
14KA12-098	075		ITB163						
14KA12-042	076		ITB164						
14KA12-056	077		ITB165						
14KA12-060	078		ITB166						
14KA12-062	079		ITB167						
14KA12-066	080		ATB168						
14KA05-041	081		CUT095						
	082		SPR4146					RSV RIBBON	
	083		SPR4145					RSV RIBBON	
14KA24-086	084		GVT112°						

SECTION II A(5). LOGIC CONTROL UNIT CARD CAGE NO. 4 WIRE LIST

COMPONENT 14J002-		CONNECTOR							
FROM	PIN	TO	SIGNAL	WIRE	COLOR	GROUP	ROUTE	REMARKS	NOTE
	005		SPR4143						
14KA19-013	006		IAC2390						
	007	14KA20-019	AND0310						
14KA20-003	008		IND042						
14KA20-051	009		IND041						
14KA27-050	090		GUD0510						
14KA27-057	091		GUD0520						
14KA27-056	092		GUD0530						
14KA27-095	093		GUD0540						
14KA27-076	094		GUD0550						
14KA27-075	095		GUD0560						
14KA27-074	096		GUD0570						
14KA27-073	097		GUD0580						
14KA30-012	098		GUA001						
14KA30-011	099		GUA002						
14KA30-010	100		GUA003						
14KA30-009	101		GUE001						
14KA30-008	102		GUE002						
14KA30-059	103		GUP007						
14KA30-058	104		GUP008						
14KA30-057	105		GUP009						
14KA30-056	106		GUP010						
14KA06-020	107		ITB141						
14KA06-024	108		ITB142						
14KA06-026	109		ITB143						
14KA06-030	110		ITB144						
14KA06-032	111		ITB145						
14KA06-036	112		ITB146						

SECTION II A(5). LOGIC CONTROL UNIT CARD CAGE NO. 4 WIRE LIST

COMPONENT 14J002-		CONNECTOR								
FROM	PIN	TO	SIGNAL	REF. #	W. #	COLOR	GROUP	ROUTE	REMARKS	NOTE
14KA06-03R	113		170147							
	114									
	115									
14KA17-070	116		FVR0110							
14KA17-102	117		FVR0060							
14KA17-072	118		1741070							
14KA16-070	119		FVR0040							
14KA18-090	120		FVR0120							
14KA19-090	121		AYR1010							
	122		SPR4107						RSV RIBBON	
14KA27-017	123		GUD0310							
14KA27-011	124		GUD0320							
14KA27-010	125		GUD0330							
14KA27-009	126		GUD0340							
14KA27-000	127		GUD0350							
14KA27-007	128		GUD0360							
14KA27-020	129		GUD0370							
	130									
	131									
14KA30-007	132		QUE003							
14KA30-020	133		QUE004							
14KA30-027	134		QUE005							
14KA30-026	135		QU1001							
14KA30-025	136		QU1002							
14KA30-024	137		QU1003							
14KA30-023	138		QU1004							
14KA15-044	139		CAD1250							
14KA15-071	140		CAD1260							

SECTION II A(5). LOGIC CONTROL UNIT CARD CAGE NO. 4 WIRE LIST

COMPONENT 14J002-		CONNECTOR							
FROM	PIN	TO	SIGNAL	WIRE NO.	COLOR	GROUP	ROUTE	REMARKS	NOTE
14KA16-071	141		BAD127°						
14KA15-084	142		CAD160°						
14KA06-042	143		ITB149						
14KA06-054	144		ITB149						
14KA06-060	145		ITB150						
14KA06-062	146		ITB151						
14KA06-066	147		ITB152						
14KA06-068	148		ITB153						
14KA06-072	149		ITB154						
14KA06-074	150		ITB155						
14KA06-078	151		ITB156						
14KA12-020	152		ITB157						
14KA12-024	153		ITB158						
14KA12-026	154		ITC159						
14KA12-030	155		ITB160						
14KA14-035	156		CUX119						
14KA14-041	157		CUX119						
14KA14-047	158		CUX120						
14KA14-053	159		CUX121						
14KA27-027	160		QUD032°						
14KA27-026	161		QUD039°						
14KA27-025	162		QUD040°						
14KA27-024	163		QUD041°						
14KA27-023	164		QUD042°						
14KA27-044	165		QUD043°						
14KA27-043	166		QUD044°						
14KA27-042	167		QUD045°						
14KA27-041	168		QUD046°						

SECTION II A(5). LOGIC CONTROL UNIT CARD CAGE NO. 4 WIRE LIST

COMPONENT 14J002-		CONNECTOR							
FROM	PIN	TO	SIGNAL	NO.	COLOR	GROUP	ROUTE	REMARKS	NOTE
14KA27-040	169		GUD0470						
14KA27-039	170		GUD0480						
14KA27-060	171		GUD0490						
14KA27-059	172		GUD0500						
14KA20-019	173		AND0310						
14KA15-090	174		BAD1610						
14KA15-092	175		BAD1620						
14KA15-080	176		BAD1630						
14KA15-035	177		BAD1640						
14KA15-062	178		BAD1650						
14KA15-017	179		CAD1660						
14KA15-026	180		BAD1670						
14KA10-024	181		BAD1700						
14KA15-053	182		BAD1710						
14KA15-009	183		CAD1720						
14KA10-020	184		CAG1730						
14KA10-030	185		CAD1740						
14KA10-032	186		CAD1750						
14KA10-056	187		CAD1760						
	188		SPR42C7					RSV RIBBON	
14KA10-060	189		BAD1240						
14KA19-045	190		IAC33C0						
14KA14-059	191		CUX122						
14KA14-065	192		GUX123						
14KA14-071	193		CUX124						
14KA14-077	194		CUX125						
14KA14-083	195		GUX126						
14KA14-087	196		CUX127						

SECTION II A(5). LOGIC CONTROL UNIT CARD CAGE NO. 4 WIRE LIST

COMPONENT 14J002-		CONNECTOR									
FROM	PIN	TO	SIGNAL	RES	1/2	COLOR	GROUP	ROUTE	REMARKS	NOTE	
14KA14-095	197		CUX128								
14KA06-043	198		IUA131								
14KA06-045	199		IUA132								
14KA06-047	200		IUA133								
14KA06-049	201		IUA134								
14KA07-043	202		IUA135								
14KA07-045	203		IUA136								
14KA07-085	204		IUA137								
14KA08-014	205		IUA138								
14KA08-017	206		IUA139								
14KA20-057	207		ARD0310								
14KA20-094	208		ARD0320								
14KA18-044	209		IAR131								
14KA19-016	210		PAC03C								
14KA19-071	211		CAC041								
14KA19-073	212		CAC139								
14KA19-018	213		PAC02C								
14KA19-044	214		GAC012								
14KA16-097	215		GAC009								
	216		SPTP02						RESERVE TP		
	217		SPTP03						RESERVE TP		
	218		SPTP04						RESERVE TP		
	219		SPTP05						RESERVE TP		
	220		SPTP06						RESERVE TP		
	221		SPTP07						RESERVE TP		
	222		SPTP08						RESERVE TP		
	223		SPTP09						RESERVE TP		
	224		SPTP1C						RESERVE TP		

SECTION II A(5). LOGIC CONTROL UNIT CARD CAGE NO. 4 WIRE LIST

COMPONENT 14J002-		CONNECTOR								
FROM	PIN	TO	SIGNAL	POS.	NO.	COLOR	GROUP	ROUTE	REMARKS	NOTE
	225		SPTP11						RESERVE 17	
14KA25-092	226		IAR1210							
14KA25-091	227		IAR0390							
14KA13-008	228		CUX101							
14KA13-014	229		CUX102							
14KA13-020	230		CUX103							
14KA13-026	231		CUX104							
14KA13-032	232		CUX105							
14KA13-038	233		CUX106							
14KA13-044	234		CUX107							
14KA13-050	235		CUX108							
14KA13-056	236		CUX109							
14KA13-062	237		CUX110							
14KA13-068	238		CUX111							
14KA13-074	239		CUX112							
14KA13-080	240		CUX113							
14KA13-086	241		CUX114							
14KA13-092	242		CUX115							
14KA13-098	243		CUX116							
14KA14-029	244		CUX117							

SECTION II A(5). LOGIC CONTROL UNIT CARD CAGE NO. 4 WIRE LIST

COMPONENT 14XA01-		CONNECTOR (LOGIC CARD NO. 5)							
FROM	PIN	TO	SIGNAL	WIRE NO.	COLOR	GROUP	ROUTE	REMARKS	NOTE
	001	14XA01-013	GRD401					GRD	
	002							GRD	
	003							KEY	
	004								
	005							+5VDC	
	006							+5VDC	
	007	14XA01-056	MUX001*						
	008	14XA30-012	QUAC01						
	009	14XA01-032	CAE031						
	010								
	011								
	012	14XA01-036	GRD402						
14XA01-001	013	14XA01-037	GRD401						
	014								
	015								
	016	14XA01-040	GRD403						
	017								
	018								
	019	14XA01-057	MUX002*						
	020	14XA20-007	IUD131						
	021	14XA01-068	AAE019						
	022								
	023								
	024	14XA26-012	QUBC01						
	025	14XA29-012	QUN011						
	026	14XA01-073	AAE045						
	027								
	028	14XA13-210	AVA021						

SECTION II A(5). LOGIC CONTROL UNIT CARD CAGE NO. 4 WIRE LIST

COMPONENT 14XA01-		CONNECTOR (LOGIC CARD NO. 5)									
FROM	PIN	TO	SIGNAL	REG	1/2	1/4	COLOR	GROUP	ROUTE	REMARKS	NOTE
	029	14XA01-C76	CAE01C								
	030	14XA01-C72	IAE001								
	031	14XA01-C62	NUX0040								
14XA01-000	032	14XA01-C61	CAE031								
	033	14XA30-C11	QUA002								
	034										
	035										
14XA01-012	036	14XA01-C84	GR04C2								
14XA01-013	037		GR0401								
	038										
	039										
14XA01-016	040	14XA01-C88	GR0403								
	041										
	042										
	043	14XA10-C90	IUM106								
	044	14XA12-C18	QUX0040								
	045	14XA11-C12	IUM107								
	046	14XA12-C88	QUX0070								
	047	14XA11-C47	IUM108								
	048	14XA20-C23	QUX0080								
	049										
	050										
	051										
	052										
	053										
	054										
	055	14XA13-C08	CUX101								
14XA01-007	056		NUX0010								

SECTION II A(5). LOGIC CONTROL UNIT CARD CAGE NO. 4 WIRE LIST

DOWNEY											
IN	PIN	TO	SIGNAL	RES	2	3	COLOR	GROUP	ROUTE	REMARKS	NOTE
14A01-019	057		AUX002*								
	058										
	059	14XA06-C19	AUX003*								
	060										
	061	14XA13-C14	CUX102								
14A01-031	062		AUX004*								
	063	14XA01-C67	AUX005*								
	064										
	065	14XA06-C22	AUX006*								
	066										
14A01-063	067		AUX005*								
14A01-021	068	14XA01-C93	AAE019								
	069	14XA20-C09	IUD132								
	070										
	071										
14A01-030	072	14XA01-102	IAECC1								
14A01-026	073	14XA01-098	AAE045								
	074	14XA25-C11	CUN012								
	075										
14A01-029	076	14XA01-101	CAEC1C								
	077	14XA13-C16	AVA121								
	078	14XA24-C11	CUB002								
	079	14XA06-044	AUX007*								
	080	14XA30-C10	CUAC03								
14A01-032	081	14XA16-C43	CAE031								
	082										
	083										
14XA01-036	084	14XA02-C01	CRD402								

SECTION II A(5). LOGIC CONTROL UNIT CARD CAGE NO. 4 WIRE LIST

COMPONENT 14XA01-		CONNECTOR (LOGIC CARD NO. 5)								
FROM	PIN	TO	SIGNAL	RES	V	COLO	GROUP	ROUTE	REMARKS	NOTE
	085	14XA26-C12	GUM040							
	086	14XA02-C13	AAE049							
	087									
14XA01-040	088	14XA02-C16	GRD403							
	089									
	090									
	091	14XA06-C45	NUM000							
	092	14XA20-C11	IUD133							
14XA01-068	093	14XA02-C20	AAE010							
	094									
	095									
	096	14XA26-C10	GUM003							
	097	14XA25-C10	GUM013							
14XA01-073	098	14XA02-C25	AAE045							
	099									
	100	14XA13-C22	AVA221							
14XA01-076	101	14XA02-C28	CAE010							
14XA01-072	102	14XA02-C24	IAE001							
	103									
	104									
	105									
	106									

KEY

SECTION II A(5). LOGIC CONTROL UNIT CARD CAGE NO. 4 WIRE LIST

COMPONENT 14XA02-		CONNECTOR (LOGIC CARD NO. 5)								
FROM	PIN	TO	SIGNAL	WIRE NO.	WIRE NO.	COLOR	GROUP	ROUTE	REMARKS	NOTE
14XA01-004	001	14XA02-C12	GRD402						GRD	
	002								GRD	
	003								KEY	
	004									
	005								•5VDC	
	006								•5VDC	
	007	14XA02-C56	NUX010°							
	008	14XA02-C33	CAE02P							
	009	14XA30-C09	QUE001							
	010									
	011									
14XA02-001	012		GRD402							
14XA01-006	013	14XA02-030	AAE049							
	014	14XA20-011	QUX041							
	015									
14XA01-008	016	14XA03-C01	GRD403							
	017									
	018									
	019	14XA02-C57	NUX011°							
14XA01-093	020	14XA02-C69	AAE019							
	021	14XA20-C13	IUD134							
	022									
	023									
14XA01-102	024	14XA02-C78	IAE001							
14XA01-098	025	14XA02-C74	AAE045							
	026	14XA25-C09	QUX014							
	027									
14XA01-101	028	14XA02-C77	CAE016							

SECTION II A(5). LOGIC CONTROL UNIT CARD CAGE NO. 4 WIRE LIST

COMPONENT 14KA02-		CONNECTOR (LOGIC CARD NO. 5)								
FROM	PIN	TO	SIGNAL	FILE	GROUP	COLOR	GROUP	ROUTE	MARKS	NOTE
	029	14KA13-C28	AVD021							
	030	14KA26-C09	QUB004							
	031	14KA02-C62	NUX0130							
	032	14KA30-C08	QUE002							
14KA02-008	033	14KA02-C80	GAE028							
	034									
	035									
	036	14KA29-C11	QUA011							
	037	14KA20-C10	QUM0420							
14KA02-013	038	14KA02-C85	AAR049							
	039									
	040	14KA02-008	AAR015							
	041	14J001-C09	IRE531							
	042	14KA02-C04	CAE076							
	043	14KA09-C42	IUM102							
	044	14KA12-012	NUM0020							
	045	14KA09-C04	IUM103							
	046	14KA12-C15	QUM0030							
	047	14KA10-010	IUM104							
	048	14KA12-C16	QUM0040							
	049	14KA10-C36	IUM105							
	050	14KA12-C17	QUM0050							
	051									
	052									
	053									
	054									
	055	14KA13-C26	CUR104							
14KA02-007	056		NUX0100							

SECTION II A(5). LOGIC CONTROL UNIT CARD CAGE NO. 4 WIRE LIST

COMPONENT 14XA02-		CONNECTOR (LOGIC CARD NO. 2)								
FROM	PIN	TO	SIGNAL	WIRE NO.	WIRE NO.	COLOR	GROUP	ROUTE	REMARKS	NOTE
14XA02-019	057		NUX011°							
	058									
	059	14XA06-020	AUX012°							
	060									
	061	14XA13-C32	CUA105							
14XA02-031	062		NUX013°							
	063	14XA07-067	NUX014°							
	064									
	065	14XA06-C31	AUX015°							
	066									
14XA02-063	067		NUX014°							
	068	14XA20-015	IUD135							
14XA02-020	069	14XA07-C92	AAE019							
	070									
	071									
	072	14XA26-008	CUD005							
	073	14XA25-C08	GUF015							
14XA02-025	074	14XA02-C97	AAE045							
	075									
	076	14XA13-C34	AUB121							
14XA02-028	077	14XA02-100	CAE01C							
14XA02-024	078	14XA07-096	IAECC1							
	079	14XA06-050	NUX016°							
14XA02-033	080	14XA03-C09	CAE028							
	081	14XA30-C07	CUF063							
	082									
	083									
14XA02-042	084	14XA09-C18	CAE026							

SECTION II A(5). LOGIC CONTROL UNIT CARD CAGE NO. 4 WIRE LIST

COMPONENT 14KA02-		CONNECTOR (LOGIC CARD NO. 5)						
FROM	FIN	TC	SIGNAL	WIRE NO.	COLOR	GROUP	ROUTE	REMARKS
14KA02-038	085	14KA03-C14	AAE049					
	086	14KA28-C09	GUW0430					
	087							
14KA02-040	088	14KA07-C09	AAE015					
	089	14J001-267	AKA3430					
	090	14KA29-C10	QUA012					
	091	14KA04-C51	NUX0170					
14KA02-069	092	14KA03-C21	AAE015					
	093	14KA20-C17	IUD136					
	094							
	095							
14KA02-078	096	14KA03-C30	IAE031					
14KA02-074	097	14KA03-C26	AAE045					
	098	14KA25-C07	QUW016					
	099							
14KA02-077	100	14KA03-C29	GAE010					
	101	14KA13-C40	AVD221					
	102	14KA26-C07	QUW006					
	103							
	104							
	105							
	106							

KEY

SECTION II A(5). LOGIC CONTROL UNIT CARD CAGE NO. 4 WIRE LIST

COMPONENT 14KA03-		CONNECTOR (LOGIC CARD NO. 5)								
FROM	PIN	TO	SIGNAL	WIRE NO.	WIRE NO.	COLOR	GROUP	ACUTE	REMARKS	NOTE
14KA02-016	001		GRD403						GRD	
	002								GRD	
	003								KEY	
	004									
	005								+5VDC	
	006								+5VDC	
	007	14KA03-056	NRK019							
	008	14KA20-020	GRD004							
14KA02-000	009	14KA03-032	GRD020							
	010									
	011									
	012	14KA20-000	GRD013							
	013	14KA20-000	GRD044							
14KA02-005	014	14KA03-037	ARE049							
	015									
	016	14KA03-040	ARE050							
	017	14KA20-071	GRD052							
14KA02-004	018	14KA03-036	CAF026							
	019	14KA03-057	NRK020							
	020	14KA20-043	IUD137							
14KA02-002	021	14KA03-060	ARE019							
	022									
	023									
	024	14KA20-020	GRD007							
	025	14KA25-020	GRD017							
14KA02-007	026	14KA20-079	ARE045							
	027									
	028	14KA13-046	AVC021							

SECTION II A(5). LOGIC CONTROL UNIT CARD CAGE NO. 4 WIRE LIST

COMPONENT (14KA03-		CONNECTOR (LOGIC CARD NO. 5)								
FROM	PIN	TO	SIGNAL	RES.	Y.	COLOR	GROUP	ROUTE	REMARKS	NOTE
14KA02-100	029	14KA03-C76	CAE01C							
14KA02-096	030	14KA20-C95	IAE001							
	031	14KA03-C62	NUK0220							
14KA03-009	032	14KA16-C49	CAE020							
	033	14KA30-C27	CUE005							
	034									
	035									
14KA03-010	036	14KA03-C90	CAE026							
14KA03-014	037	14KA03-C06	AAE049							
	038	14KA28-C07	CUM045							
	039									
14KA03-016	040	14KA13-C09	AAE05C							
	041	14KA28-C72	CUT051							
	042	14KA29-C00	QUA014							
	043									
	044									
	045									
	046									
	047									
	048									
	049									
	050									
	051									
	052									
	053									
	054									
	055	14KA13-044	CUX1C7							
14KA03-007	056		NUK0190							

SECTION II A(5). LOGIC CONTROL UNIT CARD CAGE NO. 4 WIRE LIST

COMPONENT 14XA03-		CONNECTOR (LOGIC CARD NO. 5)							
FROM	PIN	TO	SIGNAL	WIRE NO.	COLOR	GROUP	ROUTE	REMARKS	NOTE
14XA03-019	057		MUX020*						
	058								
	059	14XA06-C37	AUX021*						
	060								
	061	14XA13-050	CVX100						
14XA03-031	062		MUX022*						
	063	14XA03-067	MUX023*						
	064								
	065	14XA06-C40	AUX024*						
	066								
14XA03-067	067		MUX023*						
14XA03-021	068	14XA07-093	AAE019						
	069	14XA20-C45	IUD130						
	070								
	071								
	072	14XA03-102	IAE002						
	073	14XA03-C90	AAE046						
	074	14XA25-027	GUM010						
	075								
14XA03-029	076	14XA03-101	CAE010						
	077	14XA13-052	AVC121						
	078	14XA26-C27	JUBCC8						
	079	14XA06-092	MUX025*						
	080	14XA30-026	QUI001						
	081	14XA04-000	CAEC3C						
	082								
	083								
	084	14XA29-C07	QUAC15						

SECTION II A(5). LOGIC CONTROL UNIT CARD CAGE NO. 4 WIRE LIST

COMPONENT 14XA03-		CONNECTOR (LOGIC CARD NO. 5)							
FROM	PIN	TO	SIGNAL	REG.	GROUP	COLOR	ROUTE	REMARKS	NOTE
	085	14XA28-C28	QUM044						
14XA03-037	086	14XA04-C13	AAE049						
	087								
	088	14XA28-C73	OUT0200						
14XA03-040	089	14XA04-C16	AAE05C						
14XA03-036	090	14XA04-C12	CAE02C						
	091	14XA06-C93	NUM0260						
	092	14XA17-C07	IUD139						
14XA03-068	093	14XA16-C76	AAE019						
	094								
	095								
	096	14XA26-C26	QUB009						
	097	14XA25-C26	QUM019						
14XA03-073	098	14XA04-C25	AAE04C						
	099								
	100	14XA13-C58	AVC221						
14XA03-076	101	14XA04-C20	GAEC1C						
14XA03-072	102	14XA04-C24	IAECC2						
	103								
	104								
	105								
	106								

KEY

SECTION II A(5). LOGIC CONTROL UNIT CARD CAGE NO. 4 WIRE LIST

COMPONENT 14XA04-		CONNECTOR (LOGIC CARD NO. 5)							REMARKS	NOTE
FROM	PIN	TO	SIGNAL	SEE	NO.	COLOR	GROUP	ROUTE		
	001								GRD	
	002								GRD	
	003								KEY	
	004									
	005								+5VDC	
	006								+5VDC	
	007	14XA04-C56	NUX028*							
14XA03-001	008	14XA04-C33	CAEC3C							
	009	14XA30-C25	GU1002							
	010									
	011									
14XA03-090	012	14XA04-C42	CAEC2E							
14XA03-006	013	14XA20-C55	AAE049							
	014	14XA20-C27	GUM047*							
	015									
14XA03-009	016	14XA04-C41	AAEC5C							
	017	14XA20-C74	GUT019*							
	018	14XA29-C28	GUM016							
	019	14XA04-C57	NUX029*							
	020	14XA04-C69	AAE020							
	021	14XA17-C09	IUD14C							
	022									
	023									
14XA03-102	024	14XA04-C78	IAE002							
14XA03-098	025	14XA04-C74	AAE046							
	026	14XA25-C25	GUMC2C							
	027									
14XA03-101	028	14XA04-C77	CAE010							

SECTION II A(5). LOGIC CONTROL UNIT CARD CAGE NO. 4 WIRE LIST

COMPONENT 14XA04-		CONNECTOR (LOGIC CARD NO. 5)								
FROM	PIN	TO	SIGNAL	NO.	NO.	COLOR	GROUP	ROUTE	REMARKS	NOTE
	029	14XA13-064	AVD021							
	030	14XA26-C25	GUBC1C							
	031	14XA04-C62	NUX031*							
	032	14XA36-C24	GUI003							
14XA04-000	033	14XA04-000	CAE03C							
	034									
	035									
	036	14XA29-C27	GUA017							
	037	14XA00-C43	IUA131							
	038	14XA04-C05	AAE034							
	039									
	040	14XA26-C75	GUT010*							
14XA04-016	041	14XA04-000	AAE05C							
14XA04-012	042	14XA04-004	CAE02c							
	043	14XA00-090	IUA10C							
	044	14XA12-007	GUM000*							
	045	14XA09-012	IUA1C1							
	046	14XA12-C11	GUM001*							
	047	14XA00-C37	IUA139							
	048	14XA29-090	GUA039*							
	049	14XA00-C06	IUA14C							
	050	14XA29-009	GUA040*							
	051									
	052									
	053									
	054									
	055	14XA13-C62	CUX11C							
14XA04-007	056		NUX020*							

SECTION II A(5). LOGIC CONTROL UNIT CARD CAGE NO. 4 WIRE LIST

COMPONENT 14XA04-		CONNECTOR (LOGIC CARD NO. 5)								
FROM	PIN	TO	SIGNAL	RES.	RES.	COLOR	GROUP	ROUTE	REMARKS	NOTE
14XA04-019	057		NUK029°							
	058									
	059	14XA06-058	AUX030°							
	060									
	061	14XA13-066	CUX111							
14XA04-031	062		NUK031°							
	063	14XA04-067	NUK032°							
	064									
	065	14XA06-061	PLAC33°							
	066									
14XA04-063	067		NUK032°							
	068	14XA17-011	IUC141							
14XA04-020	069	14XA04-092	AAE02C							
	070									
	071									
	072	14XA26-024	GUB011							
	073	14XA25-024	GUM021							
14XA04-025	074	14XA04-097	AAE046							
	075									
	076	14XA13-070	AVD121							
14XA04-028	077	14XA04-100	CAFC1C							
14XA04-024	078	14XA04-096	IAE002							
	079	14XA06-098	NUK034°							
14XA04-033	080	14XA05-009	CAEC3C							
	081	14XA20-023	CH1004							
	082									
	083									
14XA04-042	084	14XA17-091	CAEC26							

SECTION II A(5). LOGIC CONTROL UNIT CARD CAGE NO. 4 WIRE LIST

COMPONENT 14XA04-		CONNECTOR (LOGIC CARD NO. 5)									
FROM	PIN	TO	SIGNAL	SEC	1	2	COLOR	GROUP	ROUTE	REMARKS	NOTE
14XA04-070	085	14XA05-C14	AAE034								
	086	14XA08-045	IUA132								
	087										
14XA04-061	088	14XA05-C17	AAEC5C								
	089	14XA20-C76	GUT0170								
	090	14XA20-026	QUA010								
	091	14XA06-C99	MUR0350								
14XA04-069	092	14XA05-C21	AAE02C								
	093	14XA17-C13	IUD142								
	094										
	095										
14XA04-078	096	14XA05-C30	IAECC2								
14XA04-074	097	14XA05-C26	AAE046								
	098	14XA25-C23	QUH022								
	099										
14XA04-077	100	14XA05-C29	GAEC1C								
	101	14XA13-C76	AVD221								
	102	14XA20-C23	CUB012								
	103										
	104										
	105										
	106										

KEY

SECTION II A(5). LOGIC CONTROL UNIT CARD CAGE NO. 4 WIRE LIST

COMPONENT 14XA05-		CONNECTOR (LOGIC CARD NO. 5)									
FROM	PIN	TO	SIGNAL	SEC	A	V	COLOR	GROUP	ROUTE	REMARKS	NOTE
	001									GRD	
	002									GRD	
	003									REV	
	004										
	005									+5VDC	
	006									+5VDC	
	007	14XA05-C56	NUK037*								
	008	14XA30-C44	OUT005								
14XA04-000	009	14XA17-C31	CAE03C								
	010										
	011										
	012	14XA29-C25	QUA019								
	013	14XA00-C47	IUA133								
14XA04-005	014	14XA05-C37	AAE034								
	015										
	016	14XA28-C55	OUT016								
14XA04-008	017	14XA05-C40	AAE05C								
	018	14XA05-C34	CAE126								
	019	14XA05-C57	NUK030*								
	020	14XA17-C15	IUD143								
14XA04-002	021	14XA05-C68	AAE02C								
	022										
	023										
	024	14XA26-C44	QUB013								
	025	14XA25-C44	LUR023								
14XA04-007	026	14XA05-C73	AAE046								
	027										
	028	14XA13-C02	AVE021								

SECTION II A(5). LOGIC CONTROL UNIT CARD CAGE NO. 4 WIRE LIST

COMPONENT 14KA05-		CONNECTOR (LOGIC CARD NO. 5)									
FROM	PIN	TO	SIGNAL	SEC	6	7	COLOR	GROUP	ROUTE	REMARKS	NOTE
14KA04-100	029	14KA05-C76	CAE010								
14KA04-096	030	14KA05-C72	IAE002								
	031	14KA05-C62	NUK040*								
	032	14KA07-C09	CAE025								
	033	14KA20-C27	QUP001								
	034										
	035										
14KA05-010	036	14KA07-C10	CAE120								
14KA05-014	037	14KA07-C14	AAE034								
	038	14KA08-C49	IUA134								
	039										
14KA05-017	040	14KA07-C17	AAE05C								
	041	14J002-C01	QUT095								
	042	14KA29-C24	QUR02C								
	043										
	044										
	045										
	046										
	047										
	048										
	049										
	050										
	051										
	052										
	053										
	054										
	055	14KA13-C90	CUR113								
14KA05-007	056		NUK037*								

SECTION II A(5). LOGIC CONTROL UNIT CARD CAGE NO. 4 WIRE LIST

COMPONENT 14KA05-		CONNECTOR (LOGIC CARD NO. 5)								
FROM	PIN	TO	SIGNAL	WIRE NO.	COLOR	GROUP	ROUTE	REMARKS	NOTE	
14KA05-010	057		AUX0380							
	058									
	059	14KA06-067	AUX0390							
	060									
	061	14KA13-086	CUX114							
14KA05-031	062		AUX0400							
	063	14KA05-067	AUX0410							
	064									
	065	14KA06-C70	AUX0420							
	066									
14KA05-063	067		AUX0410							
14KA05-021	068	14KA07-C21	A4E020							
	069	14KA17-C17	IUD144							
	070									
	071									
14KA05-030	072	14KA20-C97	I4F002							
14KA05-026	073	14KA20-C82	A4E044							
	074	14KA25-043	CUM024							
	075									
14KA05-029	076	14KA07-C29	A4E010							
	077	14KA13-086	A4E121							
	078	14KA26-043	OUB014							
	079									
	080									
	081									
	082									
	083									
	084									

SECTION II A(5). LOGIC CONTROL UNIT CARD CAGE NO. 4 WIRE LIST

COMPONENT 14KA05-		CONNECTOR (LOGIC CARD NO. 5)								
FROM	PIN	TO	SIGNAL	SIZE	W	COLOR	GROUP	ROUTE	REMARKS	NOTE
	005									
	006									
	007									
	008									
	009									
	010									
	011									
	012									
	013									
	014									
	015									
	016									
	017									
	018									
	019									
	100									
	101									
	102									
	103									
	104									
	105									
	106									

REV

SECTION II A(5). LOGIC CONTROL UNIT CARD CAGE NO. 4 WIRE LIST

COMPONENT 14XA06-		CONNECTOR (LOGIC CARD NO. 4)								
FROM	PN	TO	SIGNAL	SIZE	NO.	COLOR	GROUP	ROUTE	REMARKS	NOTE
	001								GRD	
	002								GRD	
	003								REV	
	004									
	005								+5VDC	
	006								+5VDC	
	007									
	008									
	009									
	010									
	011									
	012									
	013									
	014									
	015									
	016									
	017									
	018									
14XA01-059	019		AUX003*							
	020	14J002-107	17B141							
	021	14XA06-C23	GAEC0*							
14XA01-065	022		AUX006*							
14XA06-021	023	14XA06-C27	GAEC09							
	024	14J002-108	17B142							
	025	14XA06-C47	AUX009*							
	026	14J002-109	17B143							
14XA06-023	027	14XA06-C29	GAEC09							
14XA02-059	028		AUX012*							

SECTION II A(5). LOGIC CONTROL UNIT CARD CAGE NO. 4 WIRE LIST

COMPONENT 14XA06-		CONNECTOR (LOGIC CARD NO. 4)								
FROM	PIK	TO	SIGNAL	SEC	NO.	COLOR	GROUP	ROUTE	REMARKS	NOTE
14XA06-027	029	14XA06-C31	GAE009							
	030	14J002-110	ITB144							
14XA02-065	031		AUX0150							
	032	14J002-111	ITB145							
14XA06-029	033	14XA06-C35	GAE009							
	034	14XA06-C53	AUX0180							
14XA06-033	035	14XA06-C39	GAE009							
	036	14J002-112	ITB146							
14XA03-059	037		AUX0210							
	038	14J002-113	ITB147							
14XA06-035	039	14XA06-C41	GAE009							
14XA03-065	040		AUX0240							
14XA06-039	041	14XA06-C57	GAE009							
	042	14J002-143	ITB148							
	043	14XA13-C20	CUX103							
14XA01-079	044		AUX0070							
14XA01-091	045		AUX0060							
	046									
14XA06-025	047		AUX0090							
	048									
	049	14XA13-C38	CUX104							
14XA02-079	050		AUX0160							
14XA02-091	051		AUX0170							
	052									
14XA06-034	053		AUX0180							
	054									
	055	14XA06-C95	AUX0270							
	056	14J002-144	ITB149							

SECTION II A(5). LOGIC CONTROL UNIT CARD CAGE NO. 4 WIRE LIST

COMPONENT 14XA06-		CONNECTOR (LOGIC CARD NO. 4)									
FROM	PIN	TO	SIGNAL	DEF	1	2	COLOR	GROUP	ROUTE	REMARKS	NOTE
14XA06-041	057	14XA06-059	GAE009								
14XA06-059	058		AUX030°								
14XA06-057	059	14XA06-063	GAE009								
	060	14J002-145	ITB150								
14XA06-065	061		AUX033°								
	062	14J002-146	ITB151								
14XA06-059	063	14XA06-065	GAE009								
	064	14XA06-101	AUX036°								
14XA06-063	065	14XA06-069	GAE009								
	066	14J002-147	ITB152								
14XA06-059	067		AUX039°								
	068	14J002-148	ITB153								
14XA06-065	069	14XA06-071	GAE009								
14XA06-065	070		AUX042°								
14XA06-069	071	14XA06-075	GAE009								
	072	14J002-149	ITB154								
	073	14XA07-059	AUX045°								
	074	14J002-150	ITB155								
14XA06-071	075	14XA06-077	GAE009								
	076	14XA07-065	AUX048°								
14XA06-075	077	14XA12-021	GAE009								
	078	14J002-151	ITB156								
	079										
	080										
	081										
	082										
	083										
	084										

SECTION II A(5). LOGIC CONTROL UNIT CARD CAGE NO. 4 WIRE LIST

COMPONENT		CONNECTOR (LOGIC CARD NO. 4)								
FROM	PIN	TO	SIGNAL	WIRE NO.	WIRE NO.	COLOR	GROUP	ROUTE	REMARKS	NOTE
	085									
	086									
	087									
	088									
	089									
	090									
	091	14KA13-C56	GUX109							
14KA03-079	092		AUX0250							
14KA03-091	093		AUX0260							
	094									
14KA06-055	095		AUX0270							
	096									
	097	14KA13-C74	GUX112							
14KA04-079	098		AUX0340							
14KA04-091	099		AUX0350							
	100									
14KA06-064	101		AUX0360							
	102									
	103									
	104									
	105									
	106									

KEY

SECTION II A(5). LOGIC CONTROL UNIT CARD CAGE NO. 4 WIRE LIST

COMPONENT 14KA07-		CONNECTOR (LOGIC CARD NO. 5)								
FROM	PIN	TO	SIGNAL	WIRE NO.	WIRE NO.	COLOR	GROUP	ROUTE	REMARKS	NOTE
	001								GRD	
	002								GRD	
	003								KEY	
	004									
	005								+5VDC	
	006								+5VDC	
	007	14KA07-056	NUM0430							
	008	14KA20-026	QUP062							
14KA05-032	009	14KA07-032	CAE025							
	010									
	011									
	012	14KA29-023	QUA021							
	013	14KA07-043	IUA135							
14KA05-037	014	14KA07-037	AAE034							
	015									
	016	14KA14-017	QUT0140							
14KA05-040	017	14KA07-040	AAEC50							
14KA05-036	018	14KA07-036	CAE126							
	019	14KA07-057	NUM0440							
	020	14KA17-043	IUD145							
14KA05-060	021	14KA07-060	AAE020							
	022									
	023									
	024	14KA26-042	QUD015							
	025	14KA25-042	QUM025							
	026	14KA07-073	AAE047							
	027									
	028	14KA13-094	AVE221							

SECTION II A(5). LOGIC CONTROL UNIT CARD CAGE NO. 4 WIRE LIST

COMPONENT 14XA07-		CONNECTOR (LOGIC CARD NO. 5)									
FROM	PIN	TO	SIGNAL	SEC	A	Y	COLOR	GROUP	ROUTE	REMARKS	NOTE
14XA07-076	029	14XA07-076	CAE010								
	030	14XA07-072	IAE003								
	031	14XA07-062	NUX046°								
14XA07-009	032	14XA07-081	CAE025								
	033	14XA16-018	CUPO03								
	034										
	035										
14XA07-018	036	14XA07-09C	CAE126								
14XA07-014	037	14XA07-086	AAE034								
	038	14XA07-045	IUA136								
	039										
14XA07-017	040	14XA20-070	AAE050								
	041	14XA28-058	CUTC130°								
	042	14XA29-044	CUAC22								
14XA07-013	043	14J002-202	IUA135								
	044	14XA29-072	CUAO35°								
14XA07-038	045	14J002-203	IUA136								
	046	14XA29-071	CUAO36°								
	047	14XA27-095	IUA137								
	048	14XA29-092	CUAO37°								
	049	14XA09-014	IUA138								
	050	14XA29-091	CUAO38°								
	051										
	052										
	053										
	054										
	055	14XA13-092	CUX115								
14XA07-007	056		NUX043°								

SECTION II A(5). LOGIC CONTROL UNIT CARD CAGE NO. 4 WIRE LIST

COMPONENT 14XA07-		CONNECTOR (LOGIC CARD NO. 5)									
FROM	PIN	TO	SIGNAL	SEG	A	V	COLOR	GROUP	ROUTE	REMARKS	NOTE
14XA07-019	057		NRK044°								
	058										
14XA06-073	059		AUK045°								
	060										
	061	14XA13-098	CUR116								
14XA07-031	062		NUK046°								
	063	14XA07-067	NRK047°								
	064										
14XA06-076	065		AUK048°								
	066										
14XA07-063	067		NUK047°								
14XA07-021	068	14XA07-093	AEE02C								
	069	14XA17-045	IUD146								
	070										
	071										
14XA07-030	072	14XA07-102	IAE003								
14XA07-026	073	14XA07-098	AEE047								
	074	14XA25-041	QUW026								
	075										
14XA07-029	076	14XA07-101	CAEG1C								
	077	14XA13-100	AVF021								
	078	14XA26-041	QUW016								
	079	14XA12-044	NUK049°								
	080	14XA16-017	QUP004								
14XA07-032	081	14XA08-008	CAE025								
	082										
	083										
	084	14XA29-043	QUW023								

SECTION II A(5). LOGIC CONTROL UNIT CARD CAGE NO. 4 WIRE LIST

COMPONENT 14XA07-		CONNECTOR (LOGIC CARD NO. 5)									
FROM	PIN	TO	SIGNAL	SEC	1	2	COLOR	GROUP	ROUTE	REMARKS	NOTE
14XA07-047	085	14J002-704	IUA137								
14XA07-037	086	14XA08-C13	AAE034								
	087										
	088	14XA26-C54	GUTC12								
14XA02-088	089	14XA08-C16	AAE015								
14XA07-036	090	14XA08-C12	CAE126								
	091	14XA12-C45	NUK050								
	092	14XA17-C47	IUD147								
14XA07-068	093	14XA08-C20	AAE020								
	094										
	095										
	096	14XA26-C40	GUBC17								
	097	14XA25-C40	GUM027								
14XA07-073	098	14XA08-C25	AAE047								
	099										
	100	14XA14-C31	AVF121								
14XA07-076	101	14XA08-C28	CAE010								
14XA07-077	102	14XA08-C24	AAE003								
	103										
	104										
	105										
	106										

KEY

SECTION II A(5). LOGIC CONTROL UNIT CARD CAGE NO. 4 WIRE LIST

COMPONENT 14XA08-		CONNECTOR (LOGIC CARD NO. 5)									
FROM	PIN	TO	SIGNAL	SEG	1	2	COLOR	GROUP	ROUTE	REMARKS	NOTE
	001									GRD	
	002									GRD	
	003									KEY	
	004										
	005									•5VDC	
	006									•5VDC	
	007	14XA08-C56	NUX0520								
14XA07-001	008	14XA08-C33	CAE025								
	009	14XA16-C16	GUPCC9								
	010										
	011										
14XA07-090	012	14XA08-C42	CAE126								
14XA07-086	013	14XA08-C38	AAE034								
14XA07-049	014	14J002-205	IUA138								
	015										
14XA07-089	016	14XA08-C41	AAE015								
	017	14XA28-C60	GUT011								
	018	14XA29-C42	GUA024								
	019	14XA08-C57	NUX0530								
14XA07-093	020	14XA16-C73	AAE020								
	021	14XA17-C49	IUD148								
	022										
	023										
14XA07-102	024	14XA08-C79	IAECC3								
14XA07-098	025	14XA08-C74	AAE047								
	026	14XA25-C39	GUP028								
	027										
14XA07-101	028	14XA08-C77	CAE010								

SECTION II A(5). LOGIC CONTROL UNIT CARD CAGE NO. 4 WIRE LIST

COMPONENT 4XA08-		CONNECTOR (LOGIC CARD NO. 3)									
FROM	PIN	TO	SIGNAL	SEC	1/2	1/4	COLOR	GROUP	ROUTE	REMARKS	NOTE
	029	14XA14-037	AVF221								
	030	14XA26-039	QUB018								
	031	14XA08-062	NUX0550								
	032	14XA16-015	GUPO04								
14XA08-008	033	14XA08-080	CAE025								
	034										
	035										
	036	14XA29-041	QUA025								
14XA04-047	037	14J002-206	IUA139								
14XA08-013	038	14XA08-085	AAE034								
	039										
	040	14XA28-039	QUT010								
14XA08-016	041	14XA08-088	AAE015								
14XA08-012	042	14XA17-097	CAE126								
14XA04-037	043	14J002-198	IUA131								
	044	14XA29-076	QUA0310								
14XA04-086	045	14J002-199	IUA132								
	046	14XA29-075	QUA0320								
14XA05-013	047	14J002-200	IUA133								
	048	14XA29-074	QUA0330								
14XA05-038	049	14J002-201	IUA134								
	050	14XA29-073	QUA0340								
	051										
	052										
	053										
	054										
	055	14XA14-035	CUX118								
14XA08-007	056		NUX0520								

SECTION II A(5). LOGIC CONTROL UNIT CARD CAGE NO. 4 WIRE LIST

COMPONENT 14XA00-		CONNECTOR (LOGIC CARD NO. 5)									
FROM	PIN	TO	SIGNAL	SEC	A	V	COLOR	GROUP	ROUTE	REMARKS	NOTE
14XA00-019	057		NUX0530								
	058										
	059	14XA12-C22	AUX0540								
	060										
	061	14XA14-C41	CUX119								
14XA00-031	062		NUX0550								
	063	14XA00-C47	AUX0560								
	064										
	065	14XA12-C25	AUX0570								
	066										
14XA00-061	067		NUX0580								
	068	14XA17-C51	IUD149								
	069	14XA00-C52	AAE021								
	070										
	071										
	072	14XA26-C6C	UUB010								
	073	14XA25-C6C	GUM029								
14XA00-025	074	14XA00-C97	AAE047								
	075										
	076	14XA14-C43	AVG071								
14XA00-028	077	14XA16-100	GAE010								
14XA00-024	078	14XA00-C96	IAE003								
	079	14XA12-C50	NUX0580								
14XA00-033	080	14XA09-C07	CAF025								
	081	14XA16-C12	GIW007								
	082										
	083										
	084	14XA09-C10	CAE027								

SECTION II A(5). LOGIC CONTROL UNIT CARD CAGE NO. 4 WIRE LIST

COMPONENT 14XA00-		CONNECTOR (LOGIC CARD NO. 5)								
FROM	PIN	TO	SIGNAL	NO.	NO.	COLOR	GROUP	ROUTE	REMARKS	NOTE
14XA05-030	005	14XA10-041	AAE014							
14XA04-049	006	14XA01-014	IUA14C							
	007									
14XA08-041	008	14XA09-017	AAE015							
	009	14XA28-040	OUT009							
14XA04-043	090		IUM100							
	091	14XA12-051	MGRO590							
14XA04-049	092	14XA09-021	AAE021							
	093	14XA17-053	IUD15C							
	094									
	095									
14XA08-070	096	14XA09-030	IAE103							
14XA08-074	097	14XA09-026	AAE047							
	098	14XA25-059	QUFG3C							
	099									
14XA09-077	100	14XA09-029	AAE019							
	101	14XA14-049	AVG121							
	102	14XA26-059	QUFG2C							
	103									
	104									
	105									
	106									

KEY

SECTION II A(5). LOGIC CONTROL UNIT CARD CAGE NO. 4 WIRE LIST

COMPONENT 14KA00-		CONNECTOR (LOGIC CARD NO. 9)							
FROM	PIN	TO	SIGNAL	SIZE	COLOR	GROUP	ROUTE	REMARKS	NOTE
	001							GRD	
	002							GRD	
	003							KEY	
	004								
	005							+5VDC	
	006							+5VDC	
	007	14KA09-056	NUX0610						
	008	14KA13-011	GUP006						
14KA00-000	009	14KA17-037	CAF025						
	010								
	011								
14KA00-045	012	14KA12-009	IUD101						
	013	14KA29-058	GUS001						
	014	14KA09-037	CAF032						
	015								
	016	14KA28-041	GUT008						
14KA00-007	017	14KA09-040	AAE019						
14KA00-006	018	14KA09-036	CAF027						
	019	14KA09-057	NUX0620						
	020	14KA10-043	IUD151						
14KA00-092	021	14KA09-068	AAE021						
	022								
	023								
	024	14KA26-050	GUM021						
	025	14KA25-050	GUM031						
14KA00-097	026	14KA20-005	AAE047						
	027								
	028	14KA14-095	AVG221						

SECTION II A(5). LOGIC CONTROL UNIT CARD CAGE NO. 4 WIRE LIST

COMPONENT 14XA09-		CONNECTOR (LOGIC CARD NO. 5)								
FROM	PIN	TO	SIGNAL	WIRE	COLG	GROUP	ROUTE	REMARKS	NOTE	
14XA09-100	029	14XA09-076	CAE016							
14XA09-096	030	14XA20-099	IAE003							
	031	14XA09-062	NUX064*							
	032	14XA09-081	CAE125							
	033	14XA14-010	QUP009							
	034									
	035									
14XA09-010	036	14XA09-090	CAE027							
14XA09-014	037	14XA09-006	CAE032							
	038	14XA29-057	QUS002							
	039									
14XA09-017	040	14XA20-061	AAE019							
	041	14XA22-042	QUT007							
14XA02-043	042	14XA12-090	IUD107							
	043	14XA10-068	IUD159							
	044	14XA27-076	QUD055*							
	045	14XA10-093	IUD156							
	046	14XA27-075	QUD056*							
	047	14XA11-020	IUD157							
	048	14XA27-074	QUD057*							
	049	14XA11-069	IUD158							
	050	14XA27-073	QUD058*							
	051									
	052									
	053									
	054									
	055	14XA14-053	CUR121							
14XA09-007	056		NUX061*							

SECTION II A(5). LOGIC CONTROL UNIT CARD CAGE NO. 4 WIRE LIST

COMPONENT (14XA09-)		CONNECTOR (LOGIC CARD NO. 5)								
FROM	PIN	TO	SIGNAL	NO.	Y.	COLOR	GROUP	ROUTE	REMARKS	NOTE
14XA09-019	057		NUX062*							
	058									
	059	14XA12-011	AUX063*							
	060									
	061	14XA14-C59	CUX122							
14XA09-031	062		NUX064*							
	063	14XA09-067	NUX065*							
	064									
	065	14XA12-C34	AUX066*							
	066									
14XA09-063	067		NUX065*							
14XA09-021	068	14XA09-C93	AAE021							
	069	14XA10-C45	IUD152							
	070									
	071									
	072	14XA26-C57	GUD022							
	073	14XA09-098	AAE048							
	074	14XA25-C57	GUM032							
	075									
14XA09-029	076	14XA09-101	CAE010							
	077	14XA14-C61	AVIC21							
	078	14XA09-102	IAE004							
	079	14XA12-C92	NUX067*							
	080	14XA16-C09	CUPC10							
14XA09-032	081	14XA10-000	CSE125							
	082									
	083									
14XA02-045	084		IUM103							

SECTION II A(5). LOGIC CONTROL UNIT CARD CAGE NO. 4 WIRE LIST

COMPONENT 14XA09-		CONNECTOR (LOGIC CARD NO. 5)								
FROM	PIN	TO	SIGNAL	SEG	NO	COLOR	GROUP	ROUTE	REMARKS	NOTE
	005	14XA29-C56	GUS003							
14XA09-037	006	14XA10-C13	CAE032							
	007									
	008	14XA28-C43	OUT006*							
	009	14XA10-C16	AAEC16							
14XA09-036	090	14XA10-C12	CAE027							
	091	14XA12-C93	NUX000*							
	092	14XA10-C47	IUD153							
14XA09-068	093	14XA10-C70	AAEC21							
	094									
	095									
	096	14XA26-C56	QMB023							
	097	14XA25-C56	QMB033							
14XA09-073	098	14XA10-C25	AAE040							
	099									
	100	14XA14-C67	AVH121							
14XA09-076	101	14XA10-C28	CAE010							
14XA09-075	102	14XA10-C74	IAE004							
	103									
	104									
	105									
	106									

KEY

SECTION II A(5). LOGIC CONTROL UNIT CARD CAGE NO. 4 WIRE LIST

COMPONENT 14XA10-		CONNECTOR (LOGIC CARD NO. 9)							
FROM	PIN	TO	SIGNAL	WIRE NO.	COLOR	GROUP	ROUTE	REMARKS	NOTE
	001							GRD	
	002							GRD	
	003							KEY	
	004								
	005							•5VDC	
	006							•5VDC	
	007	14XA10-C56	MURC7C0						
14XA09-001	008	14XA10-C13	CAE125						
	009	14XA30-C55	QUP011						
	010								
	011								
14XA09-090	012	14XA10-C42	CAE027						
14XA09-086	013	14XA19-C97	CAE032						
	014	14XA29-C55	QUS004						
	015								
14XA09-009	016	14XA10-C41	AAE016						
	017	14XA28-C44	QUT0050						
14XA09-047	018		IUM104						
	019	14XA10-C57	MUR0710						
14XA09-093	020	14XA10-C64	AAE021						
	021	14XA10-C49	IUM104						
	022								
	023								
14XA09-102	024	14XA10-C70	IAE004						
14XA09-098	025	14XA10-C74	AAE040						
	026	14XA29-C55	QURC34						
	027								
14XA09-101	028	14XA10-C77	CAE010						

SECTION II A(5). LOGIC CONTROL UNIT CARD CAGE NO. 4 WIRE LIST

COMPONENT 14XA10-		CONNECTOR (LOGIC CARD NO. 5)							
FROM	PIN	TO	SIGNAL	NO.	LOC.	GROUP	ROUTE	REMARKS	NOTE
	029	14XA14-673	AVM221						
	030	14XA26-655	GUB624						
	031	14XA10-662	NUK0730						
	032	14XA30-676	GUP012						
14XA10-008	033	14XA10-086	CAE125						
	034								
	035								
14XA02-044	036		IUM105						
	037	14XA29-040	GUT011						
	038	14XA10-665	CAE033						
	039								
	040	14XA20-623	GUT0040						
14XA10-016	041	14XA10-008	AAEC16						
14XA10-012	042	14XA10-004	CAEC27						
14XA09-020	043		IUB151						
	044	14XA27-658	GUB0510						
14XA09-064	045		IUD152						
	046	14XA27-657	GUB0520						
14XA09-092	047		IUD153						
	048	14XA27-656	GUB0530						
14XA10-021	049		IUD154						
	050	14XA27-655	GUB0540						
	051								
	052								
	053								
	054								
	055	14XA14-671	CXK124						
14XA10-007	056		NUK07C0						

SECTION II A(5). LOGIC CONTROL UNIT CARD CAGE NO. 4 WIRE LIST

COMPONENT 14XA10-		CONNECTOR (LOGIC CARD NO. 9)							
FROM	PIN	TO	SIGNAL	NO.	COLOR	GROUP	ROUTE	REMARKS	NOTE
14XA10-019	057		NUK0710						
	058								
	059	14XA12-046	AUX0720						
	060								
	061	14XA14-077	CUR125						
14XA10-091	062		NUK0730						
	063	14XA10-067	NUK0740						
	064								
	065	14XA12-055	AUX0750						
	066								
14XA10-063	067		NUK0740						
14XA09-043	068		IUD155						
14XA10-020	069	14XA10-092	AAE021						
	070								
	071								
	072	14XA26-076	GUD025						
	073	14XA25-076	GUD035						
14XA10-025	074	14XA10-097	AAE040						
	075								
	076	14XA14-079	AVJ021						
14XA10-028	077	14XA10-100	CAE010						
14XA10-024	078	14XA10-096	IAE004						
	079	14XA12-098	NUK0760						
14XA10-033	080	14XA11-009	CAE125						
	081	14XA10-075	GUP013						
	082								
	083								
14XA10-042	084	14XA11-010	CAE027						

SECTION II A(5). LOGIC CONTROL UNIT CARD CAGE NO. 4 WIRE LIST

COMPONENT 14KA10-		CONNECTOR (LOGIC CARD NO. 5)							
FROM	PIN	TO	SIGNAL	WIRE NO.	COLOR	GROUP	ROUTE	REMARKS	NOTE
14KA10-036	085	14KA11-014	CAE033						
	086	14KA29-039	GUB012						
	087								
14KA10-041	088	14KA11-017	APE016						
	089	14KA20-024	GUT003						
14KA01-043	090		IUP106						
	091	14KA12-099	NUX077*						
14KA10-069	092	14KA11-021	AAE021						
14KA09-045	093		IUD156						
	094								
	095								
14KA10-078	096	14KA11-030	IAE004						
14KA10-074	097	14KA11-026	AAE048						
	098	14KA25-075	GUM036						
	099								
14KA10-077	100	14KA11-029	GAEC1C						
	101	14KA14-085	AVJ121						
	102	14KA26-075	GUB026						
	103								
	104								
	105								
	106								

REV

SECTION II A(5). LOGIC CONTROL UNIT CARD CAGE NO. 4 WIRE LIST

COMPONENT 14XA11-		CONNECTOR (LOGIC CARD NO. 9)							
FROM	PIN	TO	SIGNAL	WIRE NO.	COLOR	GROUP	ROUTE	REMARKS	NOTE
	001							GRO	
	002							GRO	
	003							KEY	
	004								
	005							•SVOC	
	006							•SVOC	
	007	14XA11-056	WUX0790						
	008	14XA30-074	QUP014						
14XA10-000	009	14XA11-032	CAE125						
	010								
	011								
14XA01-045	012	14XA12-009	IUN107						
	013	14XA29-060	QUR013						
14XA10-005	014	14XA11-037	CAE033						
	015								
	016	14XA20-025	QUT0020						
14XA10-000	017	14XA11-040	AAE016						
14XA10-004	018	14XA11-036	CAE027						
	019	14XA11-057	WUX0800						
14XA09-047	020		IUD157						
14XA10-092	021	14XA11-060	AAE021						
	022								
	023								
	024	14XA26-074	QUR027						
	025	14XA25-074	QUR037						
14XA10-097	026	14XA11-073	AAE040						
	027								
	028	14XA14-091	AVJ221						

SECTION II A(5). LOGIC CONTROL UNIT CARD CAGE NO. 4 WIRE LIST

COMPONENT 14XA11-		CONNECTOR (LOGIC CARD NO. 5)								
FROM	PIN	TO	SIGNAL	SEC.	NO.	COLOR	GROUP	ROUTE	REMARKS	NOTE
14XA10-100	029	14XA11-076	CAE010							
14XA10-096	030	14XA11-072	IAE004							
	031	14XA11-062	NUX002*							
14XA11-009	032	14XA17-067	CAE125							
	033	14XA30-073	GUP015							
	034									
	035									
14XA11-018	036	14XA17-073	CAE027							
14XA11-014	037	14XA19-091	CAE033							
	038	14XA29-059	GUT014							
	039									
14XA11-017	040	14XA20-064	AAE016							
	041	14XA26-026	GUT001*							
14XA01-047	042	14XA12-010	IUN108							
	043	14XA18-044	IAR131							
	044	14XA25-092	IAR121*							
	045									
	046									
	047									
	048									
	049									
	050									
	051									
	052									
	053									
	054									
	055	14XA14-089	CUX127							
14XA11-007	056		NUX079*							

SECTION II A(5). LOGIC CONTROL UNIT CARD CAGE NO. 4 WIRE LIST

COMPONENT 14KA11-		CONNECTOR (LOGIC CARD NO. 5)								
FROM	PIN	TO	SIGNAL	SEC	NO	COLOR	GROUP	ROUTE	REMARKS	NOTE
14KA11-019	057		AUX000*							
	058									
	059	14KA12-C61	AUX001*							
	060									
	061	14KA14-C99	CUX120							
14KA11-031	062		AUX002*							
	063	14KA11-067	AUX003*							
	064									
	065	14KA12-C64	AUX004*							
	066									
14KA11-063	067		AUX003*							
14KA11-021	068	14KA16-C70	AAE021							
14KA09-049	069		IGD150							
	070									
	071									
14KA11-030	072	14KA20-101	IAEC04							
14KA11-026	073	14KA20-C00	AAE040							
	074	14KA25-C73	CUM030							
	075									
14KA11-029	076	14KA10-C97	GAEC10							
	077	14KA14-C97	AVK021							
	078	14KA26-C73	QUB020							
	079									
	080									
	081									
	082									
	083									
	084									

SECTION II A(5). LOGIC CONTROL UNIT CARD CAGE NO. 4 WIRE LIST

COMPONENT 14XALL-		CONNECTOR (LOGIC CARD NO. 5)									
FROM	PIN	TO	SIGNAL	SEG	NO.	7	COLOR	GROUP	ROUTE	REMARKS	NOTE
	085										
	086										
	087										
	088										
	089										
	090										
	091										
	092										
	093										
	094										
	095										
	096										
	097										
	098										
	099										
	100										
	101										
	102										
	103										
	104										
	105										
	106										

KEY

SECTION II A(5). LOGIC CONTROL UNIT CARD CAGE NO. 4 WIRE LIST

COMPONENT 14XA12-		CONNECTOR (LOGIC CARD NO. 4)								
FROM	PIN	TO	SIGNAL	DES	COL	GROUP	ROUTE	REMARKS	NOTE	
	001							GRD		
	002							GRD		
	003							KEY		
	004									
	005							+5VDC		
	006							+5VDC		
	007	14XA20-040	WFO011*							
	008									
14XA11-012	009		IUM107							
14XA11-047	010		IUM108							
14XA01-046	011	14XA30-072	GMFC01*							
14XA02-044	012	14XA30-071	GMFC02*							
	013									
	014									
14XA02-046	015	14XA12-084	GMFC03*							
14XA02-048	016	14XA12-083	GMFC04*							
14XA02-050	017	14XA12-082	GMFC05*							
14XA01-044	018	14XA12-081	GMFC06*							
	019	14XA12-047	AUX051*							
	020	14J002-152	ITB157							
14XA06-077	021	14XA12-023	GAFC09							
14XA08-059	022		AUX054*							
14XA12-021	023	14XA12-027	GAFC09							
	024	14J002-153	ITB156							
14XA08-065	025		AUX057*							
	026	14J002-154	ITB159							
14XA12-023	027	14XA12-029	GAFC09							
	028	14XA12-053	AUX060*							

SECTION II A(5). LOGIC CONTROL UNIT CARD CAGE NO. 4 WIRE LIST

COMPONENT 14XA12-		CONNECTOR LOGIC CARD NO. 41							
FROM	PIN	TO	SIGNAL	REF. NO.	COLOR	GROUP	ROUTE	REMARKS	NOTE
14XA12-027	029	14XA12-C33	GAEC04						
	030	14J002-155	ITB16C						
14XA09-059	031		AUX063*						
	032	14J002-073	ITB161						
14XA12-029	033	14XA12-035	GAEC09						
14XA09-065	034		AUX064*						
14XA12-033	035	14XA12-039	GAEC04						
	036	14J002-C74	ITB162						
	037	14XA12-095	AUX069*						
	038	14J002-C75	ITB163						
14XA12-035	039	14XA12-041	GAEC09						
14XA10-099	040		AUX072*						
14XA12-039	041	14XA12-057	GAEC09						
	042	14J002-C76	ITB164						
	043	14XA14-C29	CUX117						
14XA07-079	044		AUX049*						
14XA07-091	045		AUX050*						
	046								
14XA12-019	047		AUX051*						
	048								
	049	14XA14-C.7	CUX12C						
14XA08-079	050		AUX058*						
14XA08-091	051		AUX059*						
	052								
14XA12-028	053		AUX060*						
	054								
14XA10-065	055		AUX075*						
	056	14J002-C77	ITB165						

SECTION II A(5). LOGIC CONTROL UNIT CARD CAGE NO. 4 WIRE LIST

COMPONENT 14KA12-		CONNECTOR (LOGIC CARD NO. 4)								
FROM	PIN	TO	SIGNAL	WIRE	NO.	COLOR	GROUP	ROUTE	REMARKS	NOTE
14KA12-041	057	14KA12-C59	GAEC09							
	058	14KA12-101	AUX070*							
14KA12-057	059	14KA12-063	GAEC09							
	060	14J002-070	170166							
14KA11-059	061		AUX081*							
	062	14J002-C79	170167							
14KA12-059	063	14KA12-065	GAEC09							
14KA11-065	064		AUX084*							
14KA12-063	065	14KA10-C91	GAEC09							
	066	14J002-080	170168							
	067									
	068									
	069									
	070									
	071									
	072									
	073									
	074									
	075									
	076									
	077									
	078									
	079	14KA20-C50	170110							
	080									
14KA12-010	081	14KA30-009	017006*							
14KA12-017	082	14KA30-090	017005*							
14KA12-016	083	14KA30-091	017004*							
14KA12-015	084	14KA30-092	017003*							

SECTION II A(5). LOGIC CONTROL UNIT CARD CAGE NO. 4 WIRE LIST

COMPONENT 14XA12-		CONNECTOR (LOGIC CARD NO. 4)							
FROM	PIN	TO	SIGNAL	WIRE NO.	COLOR	GROUP	ROUTE	REMARKS	NOTE
	005								
	006								
14XA04-044	007	14XA20-C21	GUM000*						
14XA01-046	008	14XA30-008	GUM007*						
14XA09-012	009		IUM101						
14XA09-042	090		IUM102						
	091	14XA14-065	GUM123						
14XA09-070	092		MUM067*						
14XA09-091	093		MUM068*						
	094								
14XA12-037	095		AUM069*						
	096								
	097	14XA14-083	GUM124						
14XA10-079	098		MUM076*						
14XA10-091	099		MUM077*						
	100								
14XA12-030	101		AUM078*						
	102								
	103								
	104								
	105								
	106								

KEY

SECTION II A(5). LOGIC CONTROL UNIT CARD CAGE NO. 4 WIRE LIST

COMPONENT 14KA13-		CONNECTOR (LOGIC CARD NO. 1)								
FROM	PIN	TO	SIGNAL	NO.	COLOR	GROUP	ROUTE	REMARKS	NOTE	
	001							GRD		
	002							GRD		
	003							KEY		
	004							KEY		
	005							+5VDC		
	006							+5VDC		
	007	14KA13-012	AVR012°							
14KA01-095	008	14J002-220	CUK101							
	009	14KA13-C15	GVN23C							
14KA01-020	010	14KA24-002	AVR021							
	011	14J002-042	NVA011°							
14KA13-007	012		AVR012°							
	013	14KA13-C16	AVA112°							
14KA01-061	014	14J002-229	CUK102							
14KA13-009	015	14KA13-C21	GVN23C							
14KA01-077	016	14KA24-000	AVA121							
	017	14J002-041	NVA211°							
14KA13-013	018		AVA112°							
	019	14KA13-024	AVR212°							
14KA04-043	020	14J002-230	CUK103							
14KA13-015	021	14KA13-C27	GVN23C							
14KA01-100	022	14KA24-007	AVR221							
	023	14J002-040	NVA211°							
14KA13-019	024		AVR212°							
	025	14KA13-C30	AVR012°							
14KA02-095	026	14J002-231	CUK104							
14KA13-021	027	14KA13-C33	GVN23C							
14KA02-029	028	14KA24-040	AVR021							

SECTION II. A(5). (LOGIC CARD NO.. 4 WIRE LIST

COMPONENT 14KA13-		CONNECTOR (LOGIC CARD NO. 1)								
FROM	PIN	TO	SIGNAL	WIRE NO.	COLOR	GROUP	POLARITY	REMARKS	NOTE	
	029	14J002-055	NVB011°							
14KA13-025	030		AVB012°							
	031	14KA13-034	AVB112°							
14KA02-061	032	14J002-232	CUX105							
14KA13-027	033	14KA13-039	GVR230							
14KA02-076	034	14KA24-046	AVB121							
	035	14J002-019	NVB111°							
14KA13-031	036		AVB112°							
	037	14KA13-042	AVB212°							
14KA06-049	038	14J002-233	CUX106							
14KA13-033	039	14KA13-045	GVR23C							
14KA02-101	040	14KA24-045	AVB221							
	041	14J002-010	NVB211°							
14KA13-037	042		AVB212°							
	043	14KA13-048	AVC012°							
14KA03-035	044	14J002-234	CUX107							
14KA13-030	045	14KA13-051	GVR23C							
14KA03-028	046	14KA24-026	AVC021							
	047	14J002-016	NVC011°							
14KA13-043	048		AVC012°							
	049	14KA13-054	AVC112°							
14KA03-061	050	14J002-235	CUX108							
14KA13-045	051	14KA13-057	GVR230							
14KA03-077	052	14KA24-032	AVC121							
	053	14J002-015	NVC111°							
14KA13-049	054		AVC112°							
	055	14KA13-060	AVC212°							
14KA06-091	056	14J002-236	CUX109							

SECTION II A(5). LOGIC CONTROL UNIT CARD CAGE NO. 4 WIRE LIST

COMPONENT 14KA13-		CONNECTOR (LOGIC CARD NO. 1)								
FROM	PIN	TO	SIGNAL	WIRE	COLOR	GROUP	ROUTE	REMARKS	NOTE	
14KA13-051	057	14KA13-063	GVR23C							
14KA03-100	058	14KA24-031	AVE221							
	059	14J002-C14	NVE211°							
14KA13-055	060		AVE212°							
	061	14KA13-066	AVD012°							
14KA04-055	062	14J002-237	CUR110							
14KA13-057	063	14KA13-069	GVR23C							
14KA04-029	064	14KA23-096	AVD021							
	065	14J002-C12	NVD011°							
14KA13-061	066		AVD012°							
	067	14KA13-072	AVD112°							
14KA04-061	068	14J002-230	CUR111							
14KA13-063	069	14KA13-075	GVR23C							
14KA04-076	070	14KA23-102	AVD121							
	071	14J002-C11	NVD111°							
14KA13-067	072		AVD112°							
	073	14KA13-070	AVD212°							
14KA06-097	074	14J002-239	CUR112							
14KA13-069	075	14KA13-081	GVR23C							
14KA04-101	076	14KA23-101	AVD221							
	077	14J002-C10	NVD211°							
14KA13-073	078		AVD212°							
	079	14KA13-084	AVE012°							
14KA05-055	080	14J002-240	CUR113							
14KA13-075	081	14KA13-087	GVR23C							
14KA05-028	082	14KA23-082	AVE021							
	083	14J002-008	NVE011°							
14KA13-079	084		AVE012°							

COMPONENT 14KA13-		CONNECTOR (LOGIC CARD NO. 1)								
FROM	PIN	TO	SIGNAL	NO.	COLOR	GROUP	ROUTE	REMARKS	NOTE	
	005	14KA13-090	AVE112°							
14KA05-061	006	14J002-241	CUX114							
14KA13-001	007	14KA13-093	GVM230							
14KA05-077	008	14KA23-008	AVE121							
	009	14J002-007	NVE111°							
14KA13-005	090		AVE112°							
	091	14KA13-096	AVE212°							
14KA07-095	092	14J002-242	CUX115							
14KA13-007	093	14KA13-099	GVM230							
14KA07-020	094	14KA23-007	AVE221							
	095	14J002-006	NVE211°							
14KA13-091	096		AVE212°							
	097	14KA13-102	AVF012°							
14KA07-061	098	14J002-243	CUX116							
14KA13-093	099	14KA14-030	GVM230							
14KA07-077	100	14KA23-040	AVF021							
	101	14J002-004	NVF011°							
14KA13-097	102		AVF012°							
	103									
	104									
	105									
	106									

SECTION II A(5).

LOGIC CONTROL UNIT CARD CAGE NO. 4 WIRE LIST

COMPONENT 14KA14-		CONNECTOR (LOGIC CARD NO. 1)							
FROM	PIN	TO	SIGNAL	REL.	COLS	GROUP	ROUTE	REMARKS	NOTE
	001							GRD	
	002							GRD	
	003							KEY	
	004							KEY	
	005							+5VDC	
	006							+5VDC	
	007								
	008								
	009								
	010								
	011								
	012								
	013								
	014								
	015								
	016	14J001-173	AUT114						
	017	14KA20-657	OUT014*						
	018								
	019								
	020								
	021								
	022								
	023								
	024								
	025								
	026								
	027								
	028	14KA14-639	AVF112*						

SECTION II A(5).

LOGIC CONTROL UNIT CARD CAGE NO. 4 WIRE LIST

COMPONENT 14XA14-		CONNECTOR (LOGIC CARD NO.)								
FROM	PIN	TC	SIGNAL	RES	GROUP	COLOR	GROUP	ROUTE	REMARKS	NOTE
14XA12-043	029	14J002-244	CUX117							
14XA13-099	030	14XA14-C36	GVM23C							
14XA07-100	031	14XA23-C46	AVF121							
	032	14J002-C03	NVF1110							
14XA14-028	033		AVF1120							
	034	14XA14-C39	AVF2120							
14XA08-095	035	14J002-156	CUX118							
14XA14-030	036	14XA14-C42	GVM23C							
14XA06-029	037	14XA23-C45	AVF221							
	038	14J002-002	NVF2110							
14XA14-034	039		AVF2120							
	040	14XA14-045	AVG0120							
14XA08-061	041	14J002-157	CUX119							
14XA14-036	042	14XA14-C40	GVM23C							
14XA06-076	043	14XA23-026	AVG021							
	044	14J001-225	NVG0110							
14XA14-040	045		AVG0120							
	046	14XA14-C51	AVG1120							
14XA12-049	047	14J002-158	CUX120							
14XA16-042	048	14XA14-C54	GVM23C							
14XA06-101	049	14XA23-C37	AVG121							
	050	14J001-224	NVG1110							
14XA14-046	051		AVG1120							
	052	14XA14-C57	AVG2120							
14XA09-095	053	14J002-159	CUX121							
14XA14-048	054	14XA14-C60	GVM23C							
14XA09-028	055	14XA23-C31	AVG221							
	056	14J001-223	NVG2110							

SECTION II A(5).

LOGIC CONTROL UNIT CARD CAGE NO. 4 WIRE LIST

COMPONENT 14KA14-		CONNECTOR (LOGIC CARD NO. 1)								
FROM	PIN	TO	SIGNAL	1	2	COLOR	GROUP	ROUTE	REMARKS	NOTE
14KA14-052	057		AVG212°							
	058	14KA14-063	AVM012°							
14KA09-061	059	14J002-191	CUX122							
14KA14-054	060	14KA14-066	GVM23C							
14KA09-077	061	14KA22-096	AVM021							
	062	14J001-221	NVM011°							
14KA14-058	063		AVM012°							
	064	14KA14-C4	AVM112°							
14KA12-091	065	14J002-192	CUX123							
14KA14-060	066	14KA14-C72	GVM23C							
14KA09-100	067	14KA22-102	AVM121							
	068	14J001-22C	NVM111°							
14KA14-064	069		AVM112°							
	070	14KA14-075	AVM212°							
14KA10-055	071	14J002-193	CUX124							
14KA14-066	072	14KA14-C78	GVM23C							
14KA10-029	073	14KA22-101	AVM221							
	074	14J001-219	NVM211°							
14KA14-070	075		AVM212°							
	076	14KA14-081	AVJ012°							
14KA10-061	077	14J002-194	CUX125							
14KA14-072	078	14KA14-084	GVM23C							
14KA1C-076	079	14KA22-082	AVJ021							
	080	14J001-217	NVJ011°							
14KA14-076	081		AVJ012°							
	082	14KA14-087	AVJ112°							
14KA12-097	083	14J002-195	CUX126							
14KA14-078	084	14KA14-090	GVM23C							

SECTION II A(5).

LOGIC CONTROL UNIT CARD CAGE NO. 4 WIRE LIST

COMPONENT 14XA14-		CONNECTOR (LOGIC CARD NO. 1)									
FROM	PIN	TO	SIGNAL	ETS	1	2	COLOR	GROUP	ROUTE	REMARKS	NOTE
14XA10-101	085	14XA22-C88	AVJ121								
	086	14J001-216	NVJ111°								
14XA14-082	087		AVJ112°								
	088	14XA14-093	AVJ212°								
14XA11-055	089	14J002-196	CUX127								
14XA14-084	090	14XA14-096	GVM23C								
14XA11-028	091	14XA22-C87	AVJ221								
	092	14J001-215	NVJ211°								
14XA14-088	093		AVJ212°								
	094	14XA14-099	AVK012°								
14XA11-061	095	14J002-197	CUX128								
14XA14-090	096	14J002-C43	GVM23C								
14XA11-077	097	14XA22-C40	AVK021								
	098	14J001-213	NVK011°								
14XA14-094	099		AVK012°								
	100										
	101										
	102										
	103										
	104										
	105										
	106										

SECTION II A (5).

LOGIC CONTROL UNIT CARD CAGE NO. 4 WIRE LIST

COMPONENT 14XA15-		CONNECTOR (LOGIC CARD NO. 1)									
FROM	PIN	TO	SIGNAL	RES	2	3	COLOR	GROUP	ROUTE	REMARKS	NOTE
	001									GRO	
	002									GRO	
	003									KEY	
	004									KEY	
	005									•SVDC	
	006									•SVDC	
	007	14XA15-C12	AML017								
	008	14J002-183	CAD172°								
	009	14XA15-C10	AML117°								
14XA15-009	010	14XA16-001	AML117°								
	011	14XA15-C20	GACG40°								
14XA15-007	012	14XA15-C15	AML017								
	013	14XA16-044	AAC022°								
	014	14XA15-C23	GAE037								
14XA15-012	015		AML017								
	016	14XA15-C21	AML015								
	017	14J002-179	CAD166°								
	018	14XA15-019	AML115°								
14XA15-018	019	14XA16-002	AML115°								
14XA15-011	020	14XA15-C29	GACG40°								
14XA15-016	021	14XA15-C24	AML015								
	022	14XA16-050	AAC019°								
14XA15-014	023	14XA15-C32	GAE037								
14XA15-021	024		AML015								
	025	14XA15-C30	AML016								
	026	14J002-180	BAD167°								
	027	14XA15-C28	AML116°								
14XA15-027	028	14XA16-003	AML116°								

SECTION II A(5).

LOGIC CARD CAGE NO. 4 WIRE LIST

COMPONENT 14XA15-		CONNECTOR (LOGIC CARD NO. 1)									
FROM	PIN	TO	SIGNAL	SEC	1	2	COLOR	GROUP	ROUTE	REMARKS	NOTE
14XA15-020	029	14XA15-030	GAC040*								
14XA15-025	030	14XA15-033	AAL016								
	031	14XA17-032	AAC021*								
14XA15-023	032	14XA15-041	GAE037								
14XA15-030	033		AAL016								
	034	14XA15-039	AAL012								
	035	14J002-177	BAD164*								
	036	14XA15-037	AAL112*								
14XA15-036	037	14XA16-004	AAL112*								
14XA15-029	038	14XA15-047	GAC040*								
14XA15-034	039	14XA15-042	AAL012								
	040	14XA18-C65	AAC016*								
14XA15-032	041	14XA15-C50	GAE037								
14XA15-039	042		AAL012								
	043	14XA15-048	AAL021								
	044	14J002-139	BAD125*								
	045	14XA15-046	AAL121*								
14XA15-045	046	14XA16-C87	AAL121*								
14XA15-038	047	14XA15-056	GAC040*								
14XA15-043	048	14XA15-051	AAL021								
	049	14XA16-045	AAC035*								
14XA15-041	050	14XA15-C59	GAE037								
14XA15-040	051		AAL021								
	052	14XA15-057	AAL014								
	053	14J002-182	BAD171*								
	054	14XA15-C55	AAL114*								
14XA15-054	055	14XA16-C88	AAL114*								
14XA15-047	056	14XA15-C65	GAC040*								

SECTION II A(5).

LOGIC CONTROL UNIT CARD CAGE NO. 4 WIRE LIST

COMPONENT 14XA15-		CONNECTOR (LOGIC CARD NO. 1)								
FROM	PIN	TO	SIGNAL	RES.	W.	COLOR	GROUP	ROUTE	REMARKS	NOTE
14XA15-052	057	14XA15-060	AA1014							
	058	14XA17-C74	AAC018°							
14XA15-050	059	14XA15-068	GAEC37							
14XA15-057	060		AA1014							
	061	14XA15-C66	AA1013							
	062	14J002-178	BAD165°							
	063	14XA15-C64	AA1113°							
14XA15-063	064	14XA16-C89	AA1113°							
14XA15-056	065	14XA15-C74	GAC040°							
14XA15-061	066	14XA15-C69	AA1013							
	067	14XA17-C92	AAC017°							
14XA15-059	068	14XA15-C77	GAEC37							
14XA15-066	069		AA1013							
	070	14XA15-C75	AA1022							
	071	14J002-140	CAD126°							
	072	14XA15-C73	AA1122°							
14XA15-072	073	14XA16-C90	AA1122°							
14XA15-065	074	14XA15-C84	GAC040°							
14XA15-070	075	14XA15-C78	AA1022							
	076	14XA17-C77	AAC036°							
14XA15-068	077	14XA16-C32	GAEC37							
14XA15-075	078		AA1022							
	079	14XA15-C83	AA1006							
	080	14J002-176	BAD163°							
	081	14XA15-C82	AA1106°							
14XA15-081	082	14XA16-C96	AA1106°							
14XA15-079	083	14XA16-C42	AA1006							
14XA15-076	084	14XA15-C90	GAC040°							

SECTION II A (5). LOGIC CONTROL UNIT CARD CAGE NO. 4 WIRE LIST

COMPONENT 14XA15-		CONNECTOR (LOGIC CARD NO. 1)									
FROM	PIN	TO	SIGNAL	SEC	A	V	COLOR	GROUP	ROUTE	REMARKS	NOTE
	085	14XA15-089	AML067								
	086	14J002-142	CAD16C°								
	087	14XA15-089	AML107°								
14XA15-087	088	14XA16-095	AML1C7°								
14XA15-085	089	14XA16-057	AML067								
14XA15-084	090	14XA15-C96	GACC04C°								
	091	14XA15-095	AML009								
	092	14J002-175	BAD162°								
	093	14XA15-C94	AML1C9°								
14XA15-093	094	14XA16-C93	AML109°								
14XA15-091	095	14XA16-C60	AML009								
14XA15-090	096	14XA15-102	GACC04C°								
	097	14XA15-101	AML01C								
	098	14J002-174	BAD161°								
	099	14XA15-100	AML11C°								
14XA15-099	100	14XA16-C92	AML11C°								
14XA15-097	101	14XA16-C63	AML01C								
14XA15-096	102	14XA18-C24	GACC04C°								
	103										
	104										
	105										
	106										

COMPONENT 14XA16-		CONNECTOR (LOGIC CARD NO. 4)								
FROM	PIN	TO	SIGNAL	SEN	ACT	COLOR	GROUP	ROUTE	REMARKS	NOTE
	001								GRD	
	002								GRD	
	003								KEY	
	004									
	005								+5VDC	
	006								+5VDC	
	007	14XA20-C54	WFO0120							
	008									
14XA09-000	009	14XA30-C56	GUP01C							
14XA09-033	010	14XA30-C57	GUP009							
14XA09-002	011	14XA30-C58	GUP002							
14XA08-001	012	14XA30-C59	GUP007							
	013									
	014									
14XA08-032	015	14XA30-C60	GUP006							
14XA08-009	016	14XA30-C39	GUPCC5							
14XA07-060	017	14XA30-C40	GUP004							
14XA07-033	018	14XA30-C41	GUP003							
	019									
	020									
	021									
	022									
	023									
	024									
	025									
	026									
	027									
	028									

COMPONENT 14XA16-		CONNECTOR (LOGIC CARD NO. 4)							
FROM	PIN	TO	SIGNAL	WIRE NO.	COLOR	GROUP	ROUTE	REMARKS	NOTE
	029								
	030								
	031	14XA18-092	AAC103°						
14XA15-077	032	14XA16-041	GAE037						
	033	14XA18-037	AAL003						
	034								
	035								
	036								
	037								
	038								
	039								
	040	14XA19-041	AAC006°						
14XA16-032	041	14XA16-056	GAE037						
14XA15-003	042		AAL004						
14XA01-001	043		GAE031						
14XA15-013	044		AAC022°						
14XA15-049	045	14XA16-051	AZE035°						
	046								
	047	14XA16-053	AVR029°						
	048	14XA16-054	IVR107°						
14XA03-032	049		GAE020						
14XA15-022	050		AAC019°						
14XA16-045	051	14XA17-033	ADE035°						
	052								
14XA16-047	053	14XA17-035	AVR029°						
14XA16-048	054	14XA17-036	IVR107°						
	055	14XA19-024	AAC007°						
14XA16-041	056	14XA16-059	GAE037						

1010

SECTION II A(5). LOGIC CONTROL UNIT CARD CAGE NO. 4 WIRE LIST

COMPONENT 14XA16-		CONNECTOR (LOGIC CARD NO. 4)									
FROM	PIN	TO	SIGNAL	REF	1	2	COLOR	GROUP	ROUTE	REMARKS	NOTE
14XA15-009	057		AAL007								
	058	14XA19-056	AAC010								
14XA16-056	059	14XA16-062	GAE037								
14XA15-095	060		AAL009								
	061	14XA19-C80	AAC011								
14XA16-059	062	14XA16-C65	GAE037								
14XA15-101	063		AAL010								
	064	14XA16-C99	AAC212								
14XA16-062	065	14XA16-C49	GAE037								
	066	14XA16-C91	GAC012								
	067	14XA16-C71	AAC109								
	068	14XA16-C97	GAC009								
	069										
14XA11-068	070		AAE021								
14XA16-067	071	14XA16-C74	AAC109								
	072	14XA16-C75	FYR004								
14XA09-020	073		AAE020								
14XA16-071	074	14XA16-C77	AAC109								
14XA16-072	075	14XA16-C78	FYR004								
14XA03-093	076		AAE019								
14XA16-074	077		AAC109								
14XA16-075	078	14J002-119	FYR004								
	079	14XA19-C18	PAC02C								
	080										
14XA15-010	081		AAL117								
14XA15-019	082		AAL115								
14XA15-028	083		AAL114								
14XA15-037	084		AAL112								

SECTION II A (5). LOGIC CONTROL UNIT CARD CAGE NO. 4 WIRE LIST

COMPONENT 14XA16-		CONNECTOR (LOGIC CARD NO. 4)								
FROM	PIN	TO	SIGNAL	NO.	Y.	COLOR	GROUP	ROUTE	REMARKS	NOTE
	003									
	006									
14XA15-046	007		AA1121°							
14XA15-055	008		AA1114°							
14XA15-064	009		AA1117°							
14XA15-073	090		AA1127°							
14XA16-066	091	14XA19-044	GAC012							
14XA15-100	092		AA1110°							
14XA15-094	093		AA1109°							
	094									
14XA15-080	095		AA1107°							
14XA15-082	096		AA1106°							
14XA16-068	097	14J002-215	GAC009							
	098	14XA19-007	1AC141°							
14XA16-064	099		AA1212°							
	100									
	101	14XA19-C39	AA0004°							
	102	14XA19-036	APV161°							
	103									
	104									
	105									
	106									

KEY

SECTION II A (5). LOGIC CONTROL UNIT CARD CAGE NO. 4 WIRE LIST

COMPONENT 14HA27-		CONNECTOR (LOGIC CARD NO. 3)							
FROM	PIN	TO	SIGNAL	NO.	COLOR	GROUP	ROUTE	REMARKS	NOTE
	001							GRD	
	002							GRD	
	003							KEY	
	004								
	005							+SVDC	
	006							+SVDC	
14KA03-002	007		IUD139						
	008	14KA27-026	QUD0390						
14KA04-021	009		IUD140						
	010	14KA27-025	QUD0400						
14KA04-068	011		IUD141						
	012	14KA27-024	QUD0410						
14KA04-093	013		IUD142						
	014	14KA27-023	QUD0420						
14KA05-020	015		IUD143						
	016	14KA27-044	QUD0430						
14KA05-069	017		IUD144						
	018	14KA27-043	QUD0440						
	019								
	020								
	021								
	022								
	023								
	024								
	025								
	026								
	027								
	028								

COMPONENT 14KA17-		CONNECTOR (LOGIC CARD NO. 3)								
FROM	PIN	TO	SIGNAL	NO.	NO.	NO.	GROUP	ROUTE	REMARKS	NOTE
	029									
	030									
14KA05-009	031		CAE03C							
14KA15-031	032		AAC021°							
14KA16-031	033	14KA17-041	AAE035°							
	034									
14KA16-053	035	14KA17-039	AVNG29°							
14KA16-054	036	14KA17-042	IYR107°							
14KA09-009	037		CAE025							
	038	14KA17-C68	IAE226°							
14KA17-035	039	14KA17-C69	AVNG29°							
	040									
14KA17-033	041	14KA17-C71	AAE035°							
14KA17-036	042	14KA17-C72	IYR107°							
14KA07-029	043		IUD145							
	044	14KA27-042	QUD045°							
14KA07-069	045		IUD146							
	046	14KA27-041	QUD046°							
14KA07-032	047		IUD147							
	048	14KA27-040	QUD047°							
14KA00-021	049		IUD148							
	050	14KA27-039	QUD048°							
14KA00-060	051		IUD149							
	052	14KA27-060	QUD049°							
14KA00-093	053		IUD150							
	054	14KA27-059	QUD050°							
	055									
	056									

COMPONENT 14XA17-		CONNECTOR (LOGIC CARD NO. 3)								
FROM	PIN	TO	SIGNAL	RES.	COLOR	GROUP	ROUTE	REMARKS	NOTE	
	057									
	058									
	059									
	060									
	061									
	062									
	063									
	064									
	065									
	066									
14XA11-032	067		CAE125							
14XA17-038	068	14XA19-C53	IAE2260							
14XA17-039	069	14J002-051	AWR0290							
	070									
14XA17-041	071		AAE0350							
14XA17-047	072	14J002-118	IVR1070							
14XA11-036	073		CAE027							
14XA15-050	074		AAC0180							
	075	14XA17-093	AWR1200							
	076									
14XA15-076	077	14XA17-095	AAE0360							
	078	14J002-116	IVR0110							
	079									
	080									
	081									
	082									
	083									
	084									

COMPONENT 14XA17-		CONNECTOR (LOGIC CARD NO. 3)							
FROM	PIN	TO	SIGNAL	CON.	LOC.	GROUP	ROUTE	REMARKS	NOTE
	005								
	006								
	007								
	008								
	009								
	090								
14XA04-004	091		CAE026						
14XA15-067	092	14XA17-090	AAC017*						
14XA17-075	093	14XA17-090	AVW12C*						
	094								
14XA17-077	095	14XA17-101	AAE036*						
	096	14XA17-102	FVR006*						
14XA08-042	097		CAE125						
14XA17-092	098		AAC017*						
14XA17-093	099	14J002-050	AVW12C*						
	100								
14XA17-095	101		AAE036*						
14XA17-096	102	14J002-117	FVR006*						
	103								
	104								
	105								
	106								

KEY

COMPONENT 14XA10-		CONNECTOR (LOGIC CARD NO. 4)									
FROM	PIN	TO	SIGNAL	REC	1	2	COLOR	GROUP	ROUTE	REMARKS	NOTE
	001									GRD	
	002									GRD	
	003									KEY	
	004										
	005									+5VDC	
	006									+5VDC	
	007	14XA19-016	MAC030								
	008										
	009	14XA18-C21	AA1120°								
	010	14XA18-C27	AA1101°								
	011	14XA18-C33	AA1124°								
	012										
	013										
	014										
	015	14XA18-C57	AA1129°								
	016	14XA18-C39	AA1103°								
	017	14XA18-C60	AA1126°								
	018	14XA18-C75	AA1123°								
	019	14XA18-C23	AA1020								
	020	14J002-184	CAD173°								
14XA18-009	021	14XA18-C22	AA1120°								
14XA18-021	022		AA1120°								
14XA18-019	023	14XA20-C33	AA1020								
14XA15-102	024	14XA18-C30	CAC040°								
	025	14XA18-C29	AA1021								
	026	14J002-181	RA0170°								
14XA18-010	027	14XA18-C28	AA1101°								
14XA18-027	028		AA1101°								

COMPONENT 14XA18-		CONNECTOR (LOGIC CARD NO. 4)								
FROM	PIN	TO	SIGNAL	SEE	WIRE	COLOR	GROUP	ROUTE	REMARKS	NOTE
14XA18-025	029	14XA20-036	AAL001							
14XA18-024	030	14XA18-C36	GACC40°							
	031	14XA18-C35	AAL024							
	032	14J002-186	CAD175°							
14XA18-011	033	14XA18-C34	AAL124°							
14XA18-033	034		AAL126°							
14XA18-031	035	14XA20-C39	AAL024							
14XA18-030	036	14XA18-C42	GACC40°							
14XA18-033	037	14XA18-C41	AALCC3							
	038	14J002-185	CAD174°							
14XA18-016	039	14XA18-C40	AAL103°							
14XA18-039	040		AAL103°							
14XA18-037	041		AALCC3							
14XA18-036	042	14XA18-C43	GACC40°							
14XA18-047	043	14XA18-C60	GACC40°							
14XA11-043	044	14J002-209	IAR131							
	045									
	046									
	047									
	048									
14XA16-065	049	14XA20-C32	CAE037							
	050	14XA25-C91	IAR039°							
	051									
	052									
	053									
	054									
	055	14XA18-C59	AAL025							
	056	14J002-187	CAD176°							

SECTION II A (5).

LOGIC CONTROL UNIT CARD CAGE NO. 4 WIRE LIST

14XA18-COMPONENT		CONNECTOR (LOGIC CARD NO. 4)									
FROM	PIN	TO	SIGNAL	SEG	NO.	NO.	COLOR	GROUP	ROUTE	REMARKS	NOTE
14XA18-015	057	14XA18-058	AA' 125°								
14XA18-057	058		AA 125°								
14XA18-055	059	14XA20-042	AA 025								
14XA18-043	060	14XA18-C72	GAC040°								
14XA08-085	061		AAE034								
	062	14XA19-095	FYR015°								
	063	14XA20-031	AAC026°								
	064	14XA19-054	AAE 37E								
14XA15-040	065		AAC016°								
	066	14J001-C07	AMP 139°								
	067	14XA18-C71	AA 026								
	068	14J002-189	BAD 124°								
14XA18-017	069	14XA18-C70	AA 126°								
14XA18-069	070		AA 126°								
14XA18-067	071	14XA20-069	AA 026								
14XA18-060	072	14XA18-078	GAC040°								
	073	14XA18-C77	AA 023								
	074	14J002-141	BAD 127°								
14XA18-018	075	14XA18-C76	AA 123°								
14XA18-075	076		AA 123°								
14XA18-073	077	14XA20-C75	AA 023								
14XA18-072	078		GAC040°								
	079										
	080										
	081										
	082										
	083										
	094										

COMPONENT 14XA18-		CONNECTOR (LOGIC CARD NO. 4)									
FROM	PIN	TO	SIGNAL	RES	COLOR	GROUP	ROUTE	REMARKS	NOTE		
	085										
	086										
	087										
	088										
	089										
	090										
14XA12-065	091		GAEG09								
14XA16-031	092		AAC1030								
	093	14J001-C04	FVR0140								
	094										
	095										
	096										
14XA11-076	097		GAEG1C								
	098	14J002-120	FVR0120								
	099										
	100										
	101										
	102										
	103										
	104										
	105										REV
	106										

COMPONENT 14KA19-		CONNECTOR (LOGIC CARD NO. 3)								
FROM	PIN	TC	SIGNAL	SEC.	W.	COLOR	GROUP	ROUTE	REMARKS	NOTE
	001								GRD	
	002								GRD	
	003								KEY	
	004									
	005								+5VDC	
	006								+5VDC	
14KA16-098	007		IAC141*							
	008	14KA19-031	CAC041							
	009									
	010									
	011	14KA20-096	IAC201*							
	012	14KA19-067	CAC101							
	013	14J002-086	IAC239*							
	014	14KA19-073	CAC139							
	015	14KA19-020	IAC130*							
14KA18-007	016	14J002-210	MAC030							
	017	14KA19-021	IAC120*							
14KA16-079	018	14J002-213	MAC020							
	019	14KA19-046	BAC230							
14KA19-015	020		IAC130*							
14KA19-017	021		IAC120*							
	022	14KA19-043	IAC112*							
	023	14KA19-025	XFD101							
14KA16-055	024	14KA19-026	AAC007*							
14KA19-023	025	14J001-159	XFD101							
14KA19-024	026		AAC007*							
	027	14KA19-029	AW122*							

SECTION II A (5). LOGIC CONTROL UNIT CARD CAGE NO. 4 WIRE LIST

14XA19-		CONNECTOR (LOGIC CARD NO. 3)								
COMPONENT	PIN	TO	SIGNAL	SIZE	COLOR	GROUP	ROUTE	REMARKS	NOTE	
14XA19-027	029	14XA19-033	AVW122°							
14XA19-028	030	14XA19-050	AVR101°							
14XA19-008	031	14J002-711	CAC041							
	032	14XA19-062	AVW125°							
14XA19-029	033	14J002-040	AVW122°							
	034									
	035	14XA19-057	AVW124°							
	036	14XA19-001	AVW123°							
	037	14XA19-048	CAC100							
14XA16-107	038	14XA19-078	AVV161°							
14XA16-101	039	14XA19-077	AAD004°							
	040									
14XA16-040	041		AAC004°							
	042	14XA20-050	AAC206°							
14XA19-022	043		IAC112°							
14XA16-091	044	14J002-214	CAC013							
	045	14J002-190	IAC330°							
14XA19-019	046	14XA20-070	BAC230							
	047	14XA19-049	XTD104°							
14XA19-037	048	14XA19-050	CAC100							
14XA19-047	049	14J001-193	XTD104°							
14XA19-048	050		CAC100							
	051	14XA22-020	IVT021							
	052	14XA22-030	GVT112°							
14XA17-060	053		IAC276°							
14XA18-064	054		AAC320							
	055	14XA19-059	XTD103							
14XA16-050	056	14XA19-060	AAC010°							

SECTION I I A (5) .

LOGIC CONTROL UNIT CARD CAGE NO. 4 WIRE LIST

14XA19-		CONNECTION SYMBOL CARD NO. 31							
COMPONENT									
FROM	PIN	TO	SIGNAL	REL.	COLON	GROUP	ROUTE	REMARKS	NOTE
14XA19-055	057	14XA19-060	AVR129°						
14XA19-050	058	14XA19-063	AVR101°						
14XA19-055	059	14J001-192	XTD103						
14XA19-056	060		AAC010°						
	061	14XA20-059	BAC306						
14XA19-032	062	14J002-045	AVR125°						
14XA19-058	063	14XA19-066	AVR101°						
	064								
14XA19-057	065	14J002-046	AVR124°						
14XA19-063	066	14XA19-082	AVR101°						
14XA19-012	067		CAC101						
	068	14J002-044	AVR126°						
	069	14XA19-074	AEC311°						
	070								
	071	14XA20-034	AAC001°						
	072	14J001-062	FVR005°						
14XA19-014	073	14J002-712	CAC139						
14XA19-069	074	14XA25-071	AEC311°						
	075	14XA20-076	AAC039°						
	076								
14XA19-039	077	14XA25-072	AAC004°						
14XA19-038	078	14J002-052	AVR161°						
	079	14XA19-083	XTD102						
14XA16-061	080	14XA19-084	AAC011°						
14XA19-036	081	14XA19-089	AVR123°						
14XA19-066	082	14XA19-090	AVR101°						
14XA19-079	083	14J001-191	XTD102						
14XA19-080	084		AAC011°						

COMPONENT 14XA19-		CONNECTOR (LOGIC CARD NO. 3)								
FROM	PIN	TO	SIGNAL	SEC	Y	DECR	GROUP	ROUTE	REMARKS	NOTE
	085									
	086									
	087									
	088									
14XA19-081	089	14J002-047	AVR123°							
14XA19-082	090	14J002-121	AVR101°							
14XA11-037	091		CAE033							
	092	14XA19-098	AVR121°							
	093	14XA19-099	AAE038°							
	094									
14XA18-062	095	14XA19-101	FVR015°							
	096									
14XA10-013	097		CAE032							
14XA19-092	098	14J002-049	AVR121°							
14XA19-093	099	14XA20-073	AAE038°							
	100									
14XA19-095	101	14XA20-057	FVR015°							
	102									
	103									
	104									
	105									
	106									

KEY

COMPONENT 14KA20-		CONNECTOR (LOGIC CARD NO. 2)								
FROM	PIN	TO	SIGNAL	SEC.	TER.	COLOR	GROUP	ROUTE	REMARKS	NOTE
	001								GRD	
	002									
	003									
	004									
	005								+5VDC	
	006								+5VDC	
14KA01-020	007		IUD131							
	008	14KA27-C12	CUD031°							
14KA01-049	009		IUD132							
	010	14KA27-C11	CUD032°							
14KA01-092	011		IUD133							
	012	14KA27-C10	CUD033°							
14KA02-021	013		IUD134							
	014	14KA27-C09	CUD034°							
14KA02-060	015		IUD135							
	016	14KA27-C08	CUD035°							
14KA02-093	017		IUD136							
	018	14KA27-C07	CUD036°							
14J002-007	019	14J002-173	AND031°							
	020	14KA20-C47	IND021							
14KA12-007	021	14KA29-C12	QUM050°							
	022	14KA20-C52	AKD031°							
14KA01-040	023	14KA30-C07	QUM006°							
	024	14KA20-C49	IKD021							
	025	14KA20-C92	AND013°							
14KA07-000	026	14KA30-C42	QUP002°							
14KA05-033	027	14KA30-C43	QUP001							

COMPONENT 14KA20-		CONNECTOR (LOGIC CARD NO. 2)							
FROM	PIN	TO	SIGNAL	WIRE	COLOR	GROUP	ROUTE	REMARKS	NOTE
	029	14KA20-053	IND022						
	030	14KA20-091	IND023						
14KA19-069	031		AAC025*						
14KA18-049	032	14KA20-035	GAE037						
14KA18-025	032		AAL02C						
14KA19-071	034		AAC001*						
14KA20-037	037	14KA20-038	GAE037						
14KA18-027	037		AAL001						
	038	14KA20-000	AAC036*						
14KA20-035	038	14KA20-041	GAE037						
14KA18-035	039		AAL024						
	040	14KA20-056	AAC037*						
14KA20-038	041	14KA20-068	GAE037						
14KA18-059	042		AAL025						
14KA03-020	043		IUD137						
	044	14KA27-028	QUD037*						
14KA03-069	045		IUD138						
	046	14KA27-027	QUD038*						
14KA20-020	047		IND021						
14KA12-007	048		IND011*						
14KA20-024	049		IKD021						
14KA12-079	050		IND011*						
	051	14J002-089	IKD041						
14KA20-022	052	14J002-707	AKD031*						
14KA20-029	053		IND022						
14KA16-007	054		IND012*						
14KA04-013	055		AAC045						
14KA20-040	056		AAC037*						

COMPONENT 14KA20-		CONNECTOR (LOGIC CARD NO. 2)								
FROM	PIN	TO	SIGNAL	INS.	COLOR	GROUP	ROUTE	REMARKS	NOTE	
14KA19-101	057	14J001-0/1	FVR0150							
14KA19-042	058		AAC2060							
14KA19-061	059		BAC306							
	060									
14KA09-040	061		AAE015							
	062	14KA20-065	AAC0300							
	063	14KA20-066	FVR0100							
14KA11-040	064		AAE016							
14KA20-062	065	14KA20-067	AAC0300							
14KA20-063	066	14KA20-072	FVR0100							
14KA20-065	067	14KA20-071	AAC0300							
14KA20-041	068	14KA20-074	GAE037							
14KA18-071	069		AAI026							
14KA07-040	070		AAE05C							
14KA20-067	071		AAC0300							
14KA20-066	072	14J001-005	FVR0100							
14KA19-099	073		AAE0300							
14KA20-068	074	14KA20-077	GAE037							
14KA18-077	075		AAI023							
14KA19-075	076		AAC0300							
14KA20-074	077		GAE037							
14KA19-046	078	14J001-008	BAC23C							
14KA03-024	079		AAE045							
14KA20-037	080	14KA20-083	AAC0340							
	081	14KA20-084	FVR0130							
14KA05-073	082		AAE046							
14KA20-080	083	14KA20-086	AAC0300							
14KA20-081	084	14KA20-087	FVR0130							

SECTION II A(5). LOGIC CONTROL UNIT CARD CAGE NO. 4 WIRE LIST

COMPONENT 14KA20-		CONNECTOR (LOGIC CARD NO. 2)								
FROM	PIN	TO	SIGNAL	NO.	NO.	COLOR	GROUP	ROUTE	REMARKS	NOTE
14KA09-026	085		AAE047							
14KA20-083	086	14KA20-089	AAC036°							
14KA20-084	087	14KA20-090	FVR013°							
14KA11-073	088		AAE048							
14KA20-086	089		AAC036°							
14KA20-087	090	14J001-003	FVR013°							
14KA20-030	091		IND023							
14KA20-025	092		AND013°							
	093	14J002-008	IND042							
14KA20-028	094	14J002-200	AND032°							
14KA03-030	095		IAE001							
14KA19-011	096	14KA20-098	IAC201°							
14KA05-077	097		IAE002							
14KA20-096	098	14KA20-100	IAC201°							
14KA09-030	099		IAE003							
14KA20-098	100	14KA20-102	IAC201°							
14KA11-072	101		IAE004							
14KA20-100	102		IAC201°							
	103									
	104									
	105									
	106									

KEY

COMPONENT 14RA21-		CONNECTOR							
FROM	PIN	TO	SIGNAL	WIRE	COLOR	GROUP	ROUTE	REMARKS	NOTE
	001								
	002								
	003								
	004								
	005								
	006								
	007								
	008								
	009								
	010								
	011								
	012								
	013								
	014								
	015								
	016								
	017								
	018								
	019								
	020								
	021								
	022								
	023								
	024								
	025								
	026								
	027								

SECTION II A(5). LOGIC CONTROL UNIT CARD CAGE NO. 4 WIRE LIST

COMPONENT 14RA21-		CONNECTOR								
FROM	PIN	TO	SIGNAL	WIRE	NO.	COLOR	GROUP	ROUTE	REMARKS	NOTE
	029									
	030									
	031									
	032									
	033									
	034									
	035									
	036									
	037									
	038									
	039									
	040									
	041									
	042									
	043									
	044									
	045									
	046									
	047									
	048									
	049									
	050									
	051									
	052									
	053									
	054									
	055									
	056									

SECTION II A(5). LOGIC CONTROL UNIT CARD CAGE NO. 4 WIRE LIST

COMPONENT 14KA21-		CONNECTOR							
FROM	PIN	TO	SIGNAL	WIRE	COLOR	GROUP	ROUTE	REMARKS	NOTE
	057								
	058								
	059								
	060								
	061								
	062								
	063								
	064								
	065								
	066								
	067								
	068								
	069								
	070								
	071								
	072								
	073								
	074								
	075								
	076								
	077								
	078								
	079								
	080								
	081								
	082								
	083								
	084								

COMPONENT 14KA21-		CONNECTOR								
FROM	PIN	TO	SIGNAL	RES.	W.	COLOR	GROUP	ROUTE	REMARKS	NOTE
	085									
	086									
	087									
	088									
	089									
	090									
	091									
	092									
	093									
	094									
	095									
	096									
	097									
	098									
	099									
	100									
	101									
	102									
	103									
	104									
	105									
	106									

COMPONENT 14KA22-		CONNECTOR (LOGIC CARD NO. 6)								
FROM	PIN	TO	SIGNAL	SEC	GROUP	COLOR	GROUP	ROUTE	REMARKS	NOTE
	001	14KA22-047	P26005							
	002									
	003	14KA22-027	GR0472 B						GRD	
14J001-010	004	14KA22-070	P26004A C						GRD	
	005								+5VDC	
	006								+5VDC	
	007	14J001-010	P2P004 A						+4.7VDC	
	008								+4.7VDC	
	009								KEY	
	010								KEY	
	011									
	012									
	013									
	014									
	015									
	016									
	017									
	018									
	019	14J001-174	CVL0350							
	020	14J001-142	CVL0340							
	021	14J001-139	CVL0330							
	022	14J001-141	CVL0320							
	023	14J001-176	CVL0310							
	024	14J001-140	CVL0370							
	025	14J001-175	CVL0360							
	026	14J001-209	CVL021							
14KA22-003	027		GR0472 B							
14KA19-051	028		IVT021							

COMPONENT 14XA22-		CONNECTOR LOGIC CARD NO. 61								
FROM	PIN	TO	SIGNAL	SEE	GROUP	COLOR	GROUP	ROUTE	REMARKS	NOTE
	029	14XA22-042	DVL038°							
14XA19-052	030	14XA22-044	GVT112°							
	031	14J001-006	IVL221							
	032	14J001-208	CVL121							
	033	14J001-181	DVK035°							
	034	14J001-180	CVK034°							
	035	14J001-177	DVK033°							
	036	14J001-179	DVK032°							
	037	14J001-183	CVK031°							
	038	14J001-178	DVK037°							
	039	14J001-182	CVK032°							
14XA14-097	040		AVK021							
	041	14J001-210	IVM31C							
14XA22-029	042		DVL038°							
	043	14XA22-004	CVK038°							
14XA22-030	044	14XA22-006	GVT112°							
	045	14J001-211	AVK221							
	046	14J001-212	GVK121							
14XA22-001	047	14XA22-050	PZG005							
	048									
	049									
14XA22-047	050	14XA22-053	PZG005							
	051									
	052									
14XA22-050	053		PZG005							
	054									
	055									
	056									

COMPONENT 14KA22-

CONNECTOR (LOGIC CARD NO. 6)

FROM	PIN	TO	SIGNAL	SIZE	COLOR	GROUP	ROUTE	REMARKS	NOTE
	057								
	058								
	059								
	060								
	061								
	062								
	063								
	064								
	065								
	066								
	067								
	068								
	069								
14KA22-004	070	14KA22-073	PZC0048	0					
	071								
	072								
14KA22-070	073		PZC0048	0					
	074								
	075	14J001-100	SVJ0350						
	076	14J001-107	SVJ0340						
	077	14J001-104	SVJ0330						
	078	14J001-106	SVJ0320						
	079	14J001-107	SVJ0310						
	080	14J001-105	SVJ0370						
	081	14J001-109	SVJ0360						
14KA22-079	082		AVJ021						
	083	14J001-214	1VR311						
14KA22-043	084		SVK0300						

COMPONENT 14XA22-		CONNECTOR (LOGIC CARD NO. 6)									
FROM	PIN	TO	SIGNAL	RES	Ω	V	COLOR	GROUP	ROUTE	REMARKS	NOTE
	085	14XA22-090	DVJ030°								
14XA22-044	086	14XA22-100	GVT112°								
14XA14-091	067		AVJ221								
14XA14-065	068		AVJ121								
	089	14J001-112	DVW035°								
	090	14J001-111	DVW034°								
	091	14J001-108	DVW033°								
	092	14J001-110	DVW032°								
	093	14J001-107	DVW031°								
	094	14J001-109	DVW037°								
	095	14J001-113	DVW036°								
14XA14-061	096		AVW021								
	097	14J001-218	AVW312								
14XA22-085	098		DVJC30°								
	099	14XA23-C26	DVW038°								
14XA22-086	100	14XA23-C30	GVT112°								
14XA14-073	101		AVW221								
14XA14-067	102		AVW121								
	103										
	104										
	105										
	106										

S E C T I O N I I A (5) .

LOGIC CONTROL UNIT CARD CAGE NO. 4 WIRE LIST

COMPONENT 14XA23-		CONNECTOR (LOGIC CARD NO. 6)							
FROM	PIN	TO	SIGNAL	WIRE NO.	COLOR	GROUP	ROUTE	REMARKS	NOTE
	001	14XA23-047	P2G006						
	002								
	003								
14J001-019	004	14XA23-070	P2G048 E						
	005								
	006								
	007	14J001-011	P2P004 R						
	008								
	009								
	010								
	011								
	012								
	013								
	014								
	015								
	016								
	017								
	018								
	019	14J001-140	0V6033°						
	020	14J001-147	0V6034°						
	021	14J001-144	0V6033°						
	022	14J001-146	0V6032°						
	023	14J001-150	0V6031°						
	024	14J001-145	0V6037°						
	025	14J001-149	0V6036°						
14XA14-043	026		AV6021						
	027	14J001-222	0V6371						
14XA22-099	028		0V6030°						

COMPONENT 14KA23-		CONNECTOR (LOGIC CARD NO. 6)								
FROM	PIN	TO	SIGNAL	REMARKS	COLOR	GROUP	ROUTE	REMARKS	NOTE	
	029	14KA23-042	DVGC39°							
14KA22-100	030	14KA23-044	GVT112°							
14KA14-055	031		AVG221							
14KA14-049	032		AVG121							
	033	14J001-155	DVF035°							
	034	14J001-154	DVF034°							
	035	14J001-151	DVF033°							
	036	14J001-153	DVF032°							
	037	14J001-074	DVF031°							
	038	14J001-152	DVF037°							
	039	14J001-073	DVF036°							
14KA13-100	040		AVF021							
	041	14J002-001	AV-321							
14KA23-029	042		DVG030°							
	043	14KA23-004	DVF032°							
14KA23-030	044	14KA23-006	GVT112°							
14KA14-037	045		AVF221							
14KA14-031	046		AVF121							
14KA23-001	047	14KA23-050	PZG006							
	048									
	049									
14KA23-047	050	14KA23-053	PZG006							
	051									
	052									
14KA23-050	053		PZG006							
	054									
	055									
	056									

COMPONENT 14KA23-		CONNECTOR (LOGIC CARD NO. 6)							
FROM	PIN	TO	SIGNAL	WIRE NO.	COLOR	GROUP	ROUTE	REMARKS	NOTE
	057								
	058								
	059								
	060								
	061								
	062								
	063								
	064								
	065								
	066								
	067								
	068								
	069								
14KA23-004	070	14KA23-073	PZG0048 E						
	071								
	072								
14KA23-070	073		PZG0048 E						
	074								
	075	14J001-079	DVE039°						
	076	14J001-078	DVE034°						
	077	14J001-075	DVE033°						
	078	14J001-077	DVE032°						
	079	14J001-081	DVE031°						
	080	14J001-076	DVE037°						
	081	14J001-080	DVE036°						
14KA23-002	082		AVE021						
	083	14J002-005	AVE021						
14KA23-043	084		DVF038°						1

COMPONENT 14XA23-		CONNECTOR (LOGIC CARD NO. 6)									
FROM	PIN	TO	SIGNAL	WIRE NO.	WIRE NO.	COLOR	GROUP	ROUTE	REMARKS	NOTE	
	005	14XA23-098	CVE038°								
14XA23-044	006	14XA23-100	CVT112°								
14XA13-094	007		AVE221								
14XA13-095	008		AVE121								
	009	14J001-116	AVD035°								
	090	14J001-085	CVDC34°								
	091	14J001-082	CVDC33°								
	092	14J001-084	CVDC32°								
	093	14J001-118	CVDC31°								
	094	14J001-083	CVDC37°								
	095	14J001-117	CVDC36°								
14XA13-064	096		AVDC21								
	097	14J002-009	AVD321								
14XA23-085	098		CVE038°								
	099	14XA24-028	CVDC38°								
14XA23-086	100	14XA24-030	CVT112°								
14XA13-076	101		AVD221								
14XA13-070	102		AVD121								
	103										
	104										
	105										
	106										

SECTION II A(5). LOGIC CONTROL UNIT CARD CAGE NO. 4 WIRE LIST

COMPONENT 14XA24-		CONNECTOR (LOGIC CARD NO. 6)								
FROM	PK	TO	SIGNAL	REF.	NO.	COLOR	GROUP	ROUTE	REMARKS	NOTE
	001	14XA24-C47	P2G007							
	002									
	003								GRD	
14J001-055	004	14XA24-C70	P2G004B F						GRD	
	005								+5VDC	
	006								+5VDC	
	007	14J001-012	P2P004 C						+4.7VDC	
	008								+4.7VDC	
	009								KEY	
	010								KEY	
	011									
	012									
	013									
	014									
	015									
	016									
	017									
	018									
	019	14J001-039	BVC035*							
	020	14J001-127	BVC034*							
	021	14J001-119	BVC033*							
	022	14J001-121	BVC032*							
	023	14J001-041	BVC031*							
	024	14J001-120	BVC037*							
	025	14J001-040	BVC036*							
14XA23-046	026		AVC021							
	027	14J002-013	AVC321							
14XA23-099	028		CV0030*							1

SECTION II A(5). LOGIC CONTROL CARD CAGE NO. 4 WIRE LIST

COMPONENT 14KA24-		CONNECTOR (LOGIC CARD NO. 6)								
FROM	TO	SERIAL	WIRE	GROUP	ROUTE	REMARKS	NOTE			
	029	14KA24-042	BVC030*							
14KA23-100	030	14KA24-044	GVT112*							
14KA13-050	031		AVC221							
14KA13-052	032		AVC121							
	033	14J001-046	DVB035*							
	034	14J001-045	DVB034*							
	035	14J001-042	DVB033*							
	036	14J001-044	DVB032*							
	037	14J001-040	DVB031*							
	038	14J001-043	DVB037*							
	039	14J001-047	DVB036*							
14KA13-020	040		AVB021							
	041	14J003-017	AVB321							
14KA24-029	042		BVC030*							
	043	14KA24-004	DVP030*							
14KA24-030	044	14KA24-006	GVT112*							
14KA13-040	045		AVC221							
14KA13-034	046		AVB121							
14KA24-001	047	14KA24-050	PZG007							
	048									
	049									
14KA24-047	050	14KA24-053	PZG007							
	051									
	052									
14KA24-050	053		PZG007							
	054									
	055									
	056									

COMPONENT 14KA24-		CONNECTOR (LOGIC CARD NO. 6)							
FROM	PIN	TO	SIGNAL	WIRE NO.	COLOR	GROUP	ROUTE	REMARKS	NOTE
	057								
	058								
	059								
	060								
	061								
	062								
	063								
	064								
	065								
	066								
	067								
	068								
	069								
14KA24-004	070	14KA24-C79	P260040 F						
	071								
	072								
14KA24-070	073		P260040 F						
	074								
	075	14J001-C53	DVA0350						
	076	14J001-C52	DVA0340						
	077	14J001-C49	DVA0330						
	078	14J001-C51	DVA0320						
	079	14J001-C06	DVA0310						
	080	14J001-C50	DVA0370						
	081	14J001-C54	DVA0360						
14KA13-010	082		AVA021						
	083	14J002-030	AVA321						
14KA24-043	084		DVA0380						

COMPONENT 14KA24-		CONNECTOR (LOGIC CARD NO. 6)								
FROM	PIN	TO	SIGNAL	WIRE NO.	COLOR	GROUP	ROUTE	REMARKS	NOTE	
	085									
14KA24-044	086	14J002-094	GVT1120							
14KA13-022	087		AVA221							
14KA13-016	088		AVA121							
	089									
	090									
	091									
	092									
	093									
	094									
	095									
	096									
	097									
	098									
	099									
	100									
	101									
	102									
	103									
	104									
	105									
	106									

COMPONENT 14HA25-		CONNECTOR (CHPMT CARD NO. 1)							
FROM	PIN	TO	SIGNAL	REL.	COL.	GROUP	ROUTE	REMARKS	NOTE
	001							GRD	
	002							GRD	
	003								
	004								
	005							•SVDC	
	006							•SVDC	
14HA02-098	007	14J001-132	QUR016						
14HA02-079	008	14J001-102	QUR015						
14HA02-026	009	14J001-101	QUR014						
14HA01-047	010	14J001-100	QUR013						
14HA01-076	011	14J001-099	QUR012						
14HA01-025	012	14J001-098	QUR011						
	013								
	014								
	015								
	016								
	017								
	018								
	019								
	020								
	021								
	022								
14HA04-097	023	14J001-138	QUR022						
14HA04-073	024	14J001-137	QUR021						
14HA04-026	025	14J001-136	QUR020						
14HA03-097	026	14J001-135	QUR019						
14HA03-076	027	14J001-134	QUR018						
14HA03-025	028	14J001-133	QUR017						

COMPONENT 14KA25-		CONNECTOR (INPUT CARD NO. 1)									
FROM	PIN	TO	SIGNAL	NO.	1	2	COLOR	GROUP	ROUTE	REMARKS	NOTE
	029										
	030										
	031										
	032										
	033										
	034										
	035										
	036										
	037										
	038										
14KA06-026	039	14J001-C93	GMW128								
14KA07-017	040	14J001-C92	GMW127								
14KA07-074	041	14J001-C91	GMW126								
14KA07-025	042	14J001-C90	GMW125								
14KA05-074	043	14J001-C64	GMW124								
14KA05-025	044	14J001-C63	GMW123								
	045										
	046										
	047										
	048										
	049										
	050										
	051										
	052										
	053										
	054										
14KA10-026	055	14J001-C57	GMW134								
14KA09-097	056	14J001-C56	GMW133								

COMPONENT 14KA25-		CONNECTOR (CRPN7 CARD NO. 1)								
FROM	PIN	TO	SIGNAL	NO.	NO.	COLOR	GROUP	ROUTE	REMARKS	NOTE
14KA09-074	057	14J001-C97	QUM032							
14KA09-025	058	14J001-C96	QUM031							
14KA09-098	059	14J001-C95	QUM030							
14KA08-073	060	14J001-C94	QUM029							
	061									
	062									
	063									
	064									
	065									
	066									
	067									
	068									
	069									
	070									
14KA19-074	071	14J001-C16	AEC3110							
14KA19-077	072	14J001-C15	AAD0040							
14KA11-074	073	14J001-C61	QUM030							
14KA11-025	074	14J001-C60	QUM037							
14KA10-098	075	14J001-C59	QUM036							
14KA10-073	076	14J001-C58	QUM035							
	077									
	078									
	079									
	080									
	081									
	082									
	083									
	084									

COMPONENT 14KA25-		CONNECTOR (CAPIT CARD NO. 1)								
FROM	PIN	TO	SIGNAL	SEC	W	COLOR	GROUP	ROUTE	REMARKS	NOTE
	085									
	086									
	087									
	088									
	089									
	090									
14KA10-050	091	14J002-227	1AR039°							
14KA11-044	092	14J052-726	1AR121°							
	093									
	094									
	095									
	096									
	097									
	098									
	099									
	100									
	101									
	102									
	103									
	104									
	105									
	106									

COMPONENT 14KA26-		CONNECTOR (CIRCUIT CARD NO. 1)								
FROM	PIN	TO	SIGNAL	SEC	1	COLOR	GROUP	ROUTE	REMARKS	NOTE
	001								GRD	
	002								GRD	
	003									
	004									
	005								+5VDC	
	006								+5VDC	
14KA02-102	007	14J001-072	GUB004							
14KA02-072	008	14J001-069	GUB005							
14KA02-030	009	14J001-068	GUB004							
14KA01-096	010	14J001-067	GUB003							
14KA01-070	011	14J001-066	GUB002							
14KA01-024	012	14J001-065	GUB001							
	013									
	014									
	015									
	016									
	017									
	018									
	019									
	020									
	021								REV	
	022									
14KA04-102	023	14J001-027	GUB012							
14KA04-072	024	14J001-106	GUB011							
14KA04-030	025	14J001-105	GUB010							
14KA03-096	026	14J001-104	GUB009							
14KA03-070	027	14J001-103	GUB008							
14KA03-024	028	14J001-071	GUB007							

SECTION II A(5).

LOGIC CONTROL CARD CAGE NO. 4 WIRE LIST

COMPONENT 14KA26-		CONNECTOR (CIRCUIT CARD NO. 1)								
FROM	PIN	TO	SIGNAL	WIRE NO.	COLOR	GROUP	ROUTE	REMARKS	NOTE	
	029									
	030							KEY		
	031									
	032									
	033									
	034									
	035									
	036									
	037									
	038									
14KA08-030	039	14J001-C33	GUB018							
14KA07-046	040	14J001-C32	GUB017							
14KA07-078	041	14J001-C31	GUB016							
14KA07-024	042	14J001-C30	GUB015							
14KA05-078	043	14J001-C29	GUB014							
14KA05-024	044	14J001-C28	GUB013							
	045									
	046									
	047									
	048									
	049									
	050									
	051									
	052									
	053									
	054									
14KA20-030	055	14J001-156	GUB024							
14KA09-046	056	14J001-C38	GUB023							

SECTION II A(5).

LOGIC CONTROL UNIT CARD CAGE NO. 4 WIRE LIST

COMPONENT 14KA26-		CONNECTOR (COMPNT CARD NO. 1)									
FROM	PIN	TO	SIGNAL	SEE	1	2	COLOR	GROUP	ROUTE	REMARKS	NOTE
14KA09-072	057	14J001-037	GUB022								
14KA09-024	058	14J001-036	GUB021								
14KA08-107	059	14J001-035	GUB020								
14KA08-072	060	14J001-034	GUB019								
	061										
	062										
	063										
	064										
	065										
	066										
	067										
	068										
	069										
	070										
	071										
	072										
14KA11-078	073	14J001-124	GUB028								
14KA11-024	074	14J001-123	GUB027								
14KA10-102	075	14J001-158	GUB026								
14KA10-072	076	14J001-157	GUB025								
	077										
	078										
	079										
	080										
	081										
	082										
	083										
	084										

SECTION II A(5). LOGIC CONTROL UNIT CARD CAGE NO. 4 WIRE LIST

COMPONENT 14XA26-		CONNECTOR (COUNT CARD NO. 1)								
FROM	PIN	TO	SIGNAL	WIRE	NO.	COLOR	GROUP	ROUTE	REMARKS	NOTE
	005									
	006									
	007									
	008									
	009									
	090									
	091									
	092									
	093									
	094									
	095									
	096									
	097									
	098									
	099									
	100									
	101									
	102									
	103									
	104									
	105									
	106									

COMPONENT 14KA27-		CONNECTOR (INPUT CARD NO. 1)							
FROM	PIN	TO	SIGNAL	WIRE NO.	COLOR	GROUP	ROUTE	REMARKS	NOTE
	001							GRD	
	002							GRD	
	003								
	004								
	005							+5VDC	
	006							+5VDC	
14KA20-010	007	14J002-120	QUB036*						
14KA20-016	008	14J002-127	QUB035*						
14KA25-014	009	14J002-126	QUB034*						
14KA20-012	010	14J002-125	QUB033*						
14KA20-010	011	14J002-124	QUB032*						
14KA20-008	012	14J002-123	QUB031*						
	013								
	014								
	015								
	016								
	017								
	018								
	019								
	020								
	021							KEY	
	022								
14KA17-014	023	14J002-164	QUB042*						
14KA17-012	024	14J002-163	QUB041*						
14KA17-010	025	14J002-162	QUB040*						
14KA17-008	026	14J002-161	QUB039*						
14KA23-046	027	14J002-160	QUB038*						
14KA20-044	028	14J002-159	QUB037*						

SECTION II A(5). LOGIC CONTROL UNIT CARD CAGE NO. 4 WIRE LIST

COMPONENT 14KA27-		CONNECTOR (INPUT CARD NO. 1)							
FROM	PIN	TO	SIGNAL	UNIT	DELTA	GROUP	ROUTE	REMARKS	NOTE
	029								
	030							KEY	
	031								
	032								
	033								
	034								
	035								
	036								
	037								
	038								
14KA17-050	039	14J002-170	CUB048*						
14KA17-040	040	14J002-169	CUB047*						
14KA17-046	041	14J002-168	CUB046*						
14KA17-044	042	14J002-167	CUB045*						
14KA17-018	043	14J002-166	CUB044*						
14KA17-016	044	14J002-165	CUB043*						
	045								
	046								
	047								
	048								
	049								
	050								
	051								
	052								
	053								
	054								
14KA10-050	055	14J002-C93	SUB054*						
14KA10-048	056	14J002-C92	SUB053*						

COMPONENT 14KA27-		CONNECTOR (COMP. CARD NO. 1)							
FROM	PIN	TO	SIGNAL	NO.	COLOR	GROUP	ROUTE	REMARKS	NOTE
14KA10-046	057	14J002-091	GU0052°						
14KA10-046	058	14J002-090	GU0051°						
14KA17-054	059	14J002-172	GU0050°						
14KA17-057	060	14J002-171	GU0049°						
	061								
	062								
	063								
	064								
	065								
	066								
	067								
	068								
	069								
	070								
	071								
	072								
14KA09-050	073	14J002-097	GU0058°						
14KA09-048	074	14J002-096	GU0057°						
14KA09-046	075	14J002-095	GU0056°						
14KA09-044	076	14J002-094	GU0055°						
	077								
	078								
	079								
	080								
	081								
	082								
	083								
	084								

COMPONENT 14HA27-		CONNECTOR (CIRCUIT CARD NO. 1)							
FROM	PIN	TO	SIGNAL	NO.	COLOR	GROUP	ROUTE	REMARKS	NOTE
	005								
	006								
	007								
	008								
	009								
	010								
	011								
	012								
	013								
	014								
	015								
	016								
	017								
	018								
	019								
	100								
	101								
	102								
	103								
	104								
	105								
	106								

COMPONENT 14KA20-		CONNECTOR (INPUT CARD NO. 1)								
FROM	FIN	TO	SIGNAL	1	2	COLOR	GROUP	ROUTE	REMARKS	NOTE
	001								GRD	
	002								GRD	
	003									
	004									
	005								+5VDC	
	006								+5VDC	
14KA03-030	007	14J001-025	GRN045							
14KA03-013	008	14J001-024	GRN044							
14KA02-006	009	14J001-023	GRN043*							
14KA02-037	010	14J001-022	GRN042*							
14KA02-014	011	14J001-021	GRN041							
14KA01-005	012	14J001-020	GRN040*							
	013									
	014									
	015									
	016									
	017									
	018									
	019									
	020									
	021								KEY	
	022									
14KA10-040	023	14J001-194	OUT004*							
14KA10-009	024	14J001-126	OUT003							
14KA11-016	025	14J001-199	OUT002*							
14KA11-041	026	14J001-162	OUT001*							
14KA04-014	027	14J001-062	GRN047*							
14KA03-005	028	14J001-026	GRN046							

SECTION II A(5). LOGIC CONTROL UNIT CARD CAGE NO. 4 WIRE LIST

COMPONENT 14KA20-		CONNECTOR (CIRCUIT CARD NO. 1)							
FROM	PIN	TO	SIGNAL	REL. 1	REL. 2	GROUP	ROUTE	REMARKS	NOTE
	029								
	030							KEY	
	031								
	032								
	033								
	034								
	035								
	036								
	037								
	038								
14KA00-040	039	14J001-193	OUT010						
14KA00-009	040	14J001-160	OUT009						
14KA09-016	041	14J001-129	OUT008						
14KA09-041	042	14J001-163	OUT007						
14KA09-008	043	14J001-161	OUT006*						
14KA10-017	044	14J001-200	OUT005*						
	045								
	046								
	047								
	048								
	049								
	050								
	051								
	052								
	053								
	054								
14KA05-014	055	14J001-127	OUT016						
	056								

COMPONENT 14XA20-		CONNECTOR (INPUT CARD NO. 1)								
FROM	PIN	TO	SIGNAL	RES	Y	COLOR	GROUP	ROUTE	REMARKS	NOTE
14XA07-017	057	14J001-125	OUT0140							
14XA07-041	058	14J001-198	OUT0130							
14XA07-009	059	14J001-197	OUT012							
14XA08-017	060	14J001-196	OUT011							
	061									
	062									
	063									
	064									
	065									
	066									
	067									
	068									
	069									
	070									
14XA03-017	071	14J001-244	OUT052							
14XA03-041	072	14J001-243	OUT051							
14XA03-000	073	14J001-166	OUT02C0							
14XA04-017	074	14J001-165	OUT0190							
14XA04-040	075	14J001-164	OUT0180							
14XA04-009	076	14J001-128	OUT0170							
	077									
	078									
	079									
	080									
	081									
	082									
	083									
	084									

COMPONENT 14XA20-		CONNECTOR (COMPNT CARD NO. 1)							
FROM	PIN	TO	SIGNAL	SEN	COLOR	GRG-IP	ROUTE	REMARKS	NOTE
	085								
	086								
	087								
	088								
	089								
	090								
	091								
	092								
	093								
	094								
	095								
	096								
	097								
	098								
	099								
	100								
	101								
	102								
	103								
	104								
	105								
	106								

POINT 14XA29-		CONNECTOR (CIRCUIT CARD NO. 1)								
FROM	PIN	TO	SIGNAL	NO.	NO.	COLOR	GROUP	ROUTE	REMARKS	NOTE
	001								GRD	
	002								GRD	
	003									
	004									
	005								+5VDC	
	006								+5VDC	
14XA03-004	007	14J002-029	GUA015							
14XA03-042	008	14J002-028	GUA014							
14XA03-012	009	14J002-C27	GUA013							
14XA02-090	010	14J002-026	GUA012							
14XA02-036	011	14J002-C25	GUA011							
14XA20-021	012	14J002-C57	CUM00C0							
	013									
	014									
	015									
	016									
	017									
	018									
	019									
	020									
	021								KEY	
	022									
14XA07-012	023	14J002-035	GUA021							
14XA09-042	024	14J002-034	GUA020							
14XA09-012	025	14J002-033	GUA019							
14XA04-090	026	14J002-032	GUA018							
14XA04-036	027	14J002-031	GUA017							
14XA04-018	028	14J002-030	GUA016							

COMPONENT 14XA29-		CONNECTOR (INPUT CARD NO. 1)							
FROM	PIN	TO	SIGNAL	TERMINAL	COLOR	GROUP	ROUTE	REMARKS	NOTE
	029								
	030							KEY	
	031								
	032								
	033								
	034								
	035								
	036								
	037								
	038								
14XA10-006	039	14J001-226	OU1012						
14XA10-037	040	14J001-190	OU1011						
14XA08-036	041	14J002-077	QUA025						
14XA08-018	042	14J002-030	QUA024						
14XA07-104	043	14J002-037	QUA023						
14XA07-302	044	14J002-016	QUA022						
	045								
	046								
	047								
	048								
	049								
	050								
	051								
	052								
	053								
	054								
14XA10-014	055	14J001-232	QUS004						
14XA09-005	056	14J001-231	QUS003						

COMPONENT 14KA29-		CONNECTOR (COMPNT CARD NO. 1)									
FROM	PIN	TO	SIGNAL	SEC	A	B	COLOR	GROUP	ROUTE	REMARKS	NOTE
14KA09-038	057	14J001-230	GUS002								
14KA09-013	056	14J001-229	GUS001								
14KA11-030	059	14J001-228	GUI014								
14KA11-013	060	14J001-227	GUI013								
	061										
	062										
	063										
	064										
	065										
	066										
	067										
	068										
	069										
	070										
14KA07-046	071	14J001-238	QUA0340								
14KA07-044	072	14J001-237	QUA0350								
14KA08-050	073	14J001-236	QUA0340								
14KA08-048	074	14J001-235	QUA0330								
14KA08-046	075	14J001-234	QUA0320								
14KA08-044	076	14J001-233	QUA0310								
	077										
	078										
	079										
	080										
	081										
	082										
	083										
	084										

COMPONENT 14XA29-		CONNECTOR (COMPNT CARD NO. 1)								
FROM	PIN	TO	SIGNAL	SEC	Y	COLOR	GROUP	ROUTE	REMARKS	NOTE
	085									
	086									
	087									
	088									
14XA04-050	089	14J001-747	QUA040*							
14XA04-048	090	14J001-241	QUA039*							
14XA07-050	091	14J001-240	QUA038*							
14XA07-048	092	14J001-239	QUA037*							
	093									
	094									
	095									
	096									
	097									
	098									
	099									
	100									
	101									
	102									
	103									
	104									
	105									
	106									

SECTION II A(5). LOGIC CONTROL UNIT CARD CAGE NO. 4 WIRE LIST

COMPONENT 14KA30-		CONNECTOR (CIRCUIT CARD NO. 1)								
FROM	PIN	TO	SIGNAL	SEC	W	COLOR	GROUP	ROUTE	REMARKS	NOTE
	001								GRD	
	002								GRD	
	003									
	004									
	005								+5V01	
	006								+5V01	
14KA02-001	007	14J002-132	QUECC3							
14KA02-032	008	14J002-102	QUECC2							
14KA02-009	009	14J002-101	QUE001							
14KA01-000	010	14J007-100	GUA003							
14KA01-033	011	14J007-099	GUA002							
14KA01-008	012	14J007-098	GUA001							
	013									
	014									
	015									
	016									
	017									
	018									
	019									
	020									
	021									
	022									
14KA04-001	023	14J007-138	GUI004							
14KA04-032	024	14J007-137	GUI003							
14KA04-009	025	14J002-136	GUI002							
14KA03-000	026	14J002-135	GUI001							
14KA03-033	027	14J002-134	QUECC5							
14KA03-008	028	14J002-133	QUECC4							

COMPONENT 14XA30-		CONNECTOR (INPUT CARD NO. 1)								
FROM	FIN	TO	SIGNAL	FIG. 1	COLOR	GROUP	ROUTE	REMARKS	NOTE	
	029									
	030							KEY		
	031									
	032									
	033									
	034									
	035									
	036									
	037									
	038									
14XA16-016	039	14J002-C70	GUP005							
14XA16-017	040	14J002-C69	GUP004							
14XA16-018	041	14J002-C68	GUP003							
14XA20-026	042	14J002-C67	GUP002							
14XA20-027	043	14J002-C66	GUP001							
14XA05-008	044	14J002-C56	GUPCC5							
	045									
	046									
	047									
	048									
	049									
	050									
	051									
	052									
	053									
	054									
14XA10-009	055	14J002-020	GUP011							
14XA16-009	056	14J002-106	GUPC10							

SECTION II (5).

LOGIC CONTROL UNIT CARD CAGE NO. 4 WIRE LIST

COMPONENT 14XA30-		CONNECTOR (COMPNT CARD NO. 11)								
FROM	PIN	TO	SIGNAL	REF.	NO.	COLOR	GROUP	ROUTE	REMARKS	NOTE
14XA16-010	057	14J007-105	GUPCC9							
14XA16-011	058	14J002-104	GUPCC8							
14XA16-012	059	14J002-103	GUP007							
14XA16-015	060	14J007-071	GUP006							
	061									
	062									
	063									
	064									
	065									
	066									
	067									
	068									
	069									
	070									
14XA12-012	071	14J002-C59	GUM0020							
14XA12-011	072	14J007-C58	GUM0010							
14XA11-033	073	14J002-C24	GUP015							
14XA11-009	074	14J002-C23	GUP014							
14XA10-081	075	14J007-C22	GUP013							
14XA10-032	076	14J002-021	GUP012							
	077									
	078									
	079									
	080									
	081									
	082									
	083									
	084									

SECTION II A(5).

LOGIC CONTROL UNIT CARD CAGE NO. 4 WIRE LIST

COMPONENT 14XA30-		CONNECTOR (INPUT CARD NO. 1)								
FROM	PIN	TO	SIGNAL	WIRE NO.	COLOR	GROUP	ROUTE	REMARKS	NOTE	
	005									
	006									
14XA20-023	007	14J002-065	0UN000*							
14XA12-008	008	14J002-064	0UN007*							
14XA12-001	009	14J002-063	0UN006*							
14XA12-002	090	14J002-062	0UN005*							
14XA12-003	091	14J002-061	0UN004*							
14XA12-004	092	14J002-060	0UN003*							
	093									
	094									
	095									
	096									
	097									
	098									
	099									
	100									
	101									
	102									
	103									
	104									
	105									
	106									

By Order of the Secretary of the Army:

W. C. WESTMORELAND,
General, United States Army,
Chief of Staff.

Official:

VERNE L. BOWERS,
Major General, United States Army,
The Adjutant General.

Distribution:

To be distributed in accordance with DA Form 12-31, direct and general support maintenance requirements for the OV-10 and U-10 aircraft.


★ U.S. GOVERNMENT PRINTING OFFICE: 1953 - 216-257(10)

END

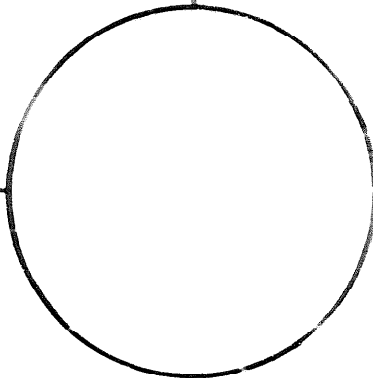
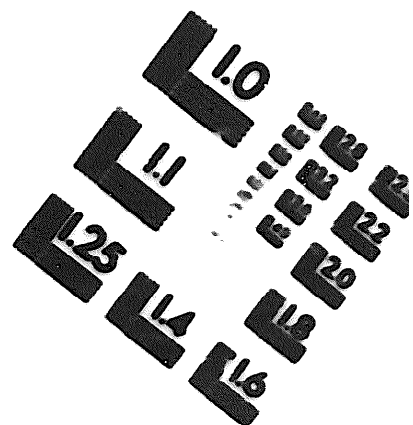

01-03-83

DATE





DEPARTMENT OF THE ARMY
MICROFORM
TEST TARGET



150 MM

1.0 mm (ø = 1.00 mm)





1.5 mm (ø = 1.50 mm)



2.0 mm (ø = 1.37 mm)



2.5 mm (ø = 1.77 mm)




1.5 mm (ø = 1.50 mm)




2.0 mm (ø = 1.37 mm)



2.5 mm (ø = 1.77 mm)



200 MM



250 MM